

**FORM A-1**  
**DETAILS OF PERFORMANCE INDICATORS AND ACCOMPLISHMENTS\***

**AGENCY: INDUSTRIAL TECHNOLOGY DEVELOPMENT INSTITUTE (ITDI)**

PREXC and PIs / Responsible Bureaus  (1)	Performance Indicator 1  (2)	FY 2024 TARGET for Performance Indicator 1  (3)	FY 2024 ACCOMPLISHMENT for Performance Indicator 1  (4)	Performance Indicator 2  (5)	FY 2024 TARGET for Performance Indicator 2  (6)	FY 2024 ACCOMPLISHMENT for Performance Indicator 2  (7)	Performance Indicator 3  (8)	FY 2024 TARGET for Performance Indicator 3  (9)	FY 2024 ACCOMPLISHMENT for Performance Indicator 3  (10)	Remarks  (11)
<b>A. PREXC</b>										
<b>I. Industrial Technology R&amp;D Program (Outcome Indicators)</b>										
R&D Divisions, PMISD	Number of partnerships with public and private stakeholders and international organizations	20	28 28 / 20 = 140%	Amount of revenue generated from partnerships	PhP 150M	PhP 363,665,882.34 363.665M/150M= = 364%				
<b>I. Industrial Technology R&amp;D Program (Output Indicators)</b>										
R&D Divisions, PMISD	Number of projects completed	25	39 39 / 25 = 156%	Percentage of projects implemented within the approved timeframe	100%	100% 100% /100% = 100%	Percentage of projects completed which are published in peer-reviewed journals, presented in national and/or international conferences, or with IP filed or approved	5%	11.59% 11.59% / 5% = 232%	
<b>II. Industrial Technology Transfer Program (Outcome Indicators)</b>										
R&D Divisions, TSD	% of clients who rate the technology transfer as satisfactory or better	90%	-							

**FORM A-1**  
**DETAILS OF PERFORMANCE INDICATORS AND ACCOMPLISHMENTS\***

AGENCY: INDUSTRIAL TECHNOLOGY DEVELOPMENT INSTITUTE (ITDI)

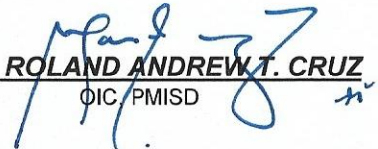
PREXC and Pls / Responsible Bureaus  (1)	Performance Indicator 1  (2)	FY 2024 TARGET for Performance Indicator 1  (3)	FY 2024 ACCOMPLISHMENT for Performance Indicator 1  (4)	Performance Indicator 2  (5)	FY 2024 TARGET for Performance Indicator 2  (6)	FY 2024 ACCOMPLISHMENT for Performance Indicator 2  (7)	Performance Indicator 3  (8)	FY 2024 TARGET for Performance Indicator 3  (9)	FY 2024 ACCOMPLISHMENT for Performance Indicator 3  (10)	Remarks  (11)
<b>II. Industrial Technology Transfer Program (Output Indicators)</b>										
R&D Divisions, TSD	Number of Knowledge / technologies diffused	90	102 102 / 90 = 113%	Number of technologies transferred / commercialized through technology transfer agreement	7	7 7 / 7 = 100%	% of requests for technology transfer that have been provided within the required time frame	95%	-	
<b>III. Industrial Technology Technical Services Program (Outcome Indicators)</b>										
R&D Divisions, STD, NML	% of customers that rate the technical services rendered as satisfactory or better	90%	99.57% 99.57% / 90% = 111%							
<b>III. Industrial Technology Technical Services Program (Output Indicators)</b>										
R&D Divisions, STD, NML	Number of technical services rendered	23,000	107,287 107,287 / 23,000 = 466%	% of requests for technical services that have been provided within the required time frame	90%	100% 100% / 90% = 111%	Number of clients benefitting from technical services	4,000	5,729 5,729 / 4,000 = 143%	
<b>B. Support to Operations (without STO but maintain Quality Management Systems and Information Systems)</b>										
ITDI-wide	No. of Quality Management Systems Maintained	30	34 34 / 30 = 113%	No. of Information Systems Maintained	15	24 24 / 15 = 160%				


**FORM A-1  
DETAILS OF PERFORMANCE INDICATORS AND ACCOMPLISHMENTS\***

**AGENCY: INDUSTRIAL TECHNOLOGY DEVELOPMENT INSTITUTE (ITDI)**

PREXC and PIs / Responsible Bureaus  (1)	Performance Indicator 1  (2)	FY 2024 TARGET for Performance Indicator 1  (3)	FY 2024 ACCOMPLISHMENT for Performance Indicator 1  (4)	Performance Indicator 2  (5)	FY 2024 TARGET for Performance Indicator 2  (6)	FY 2024 ACCOMPLISHMENT for Performance Indicator 2  (7)	Performance Indicator 3  (8)	FY 2024 TARGET for Performance Indicator 3  (9)	FY 2024 ACCOMPLISHMENT for Performance Indicator 3  (10)	Remarks  (11)
<b>C. General Administration and Support Services (GASS)</b>										
FMD	1. Budget Utilization Rate (BUR)  a. Obligations	90%	98.72%	1. Budget Utilization Rate (BUR)  b. Disbursements	80%	83.23%				
FMD	2. Quarterly Submissions of Budget and Financial Accountability Report		Submitted before the deadline							
FMD	Full Compliance with at least 30% of the prior years' COA Audit Recommendatio ns	30%	47% 47% /30% = 157%							


Recommending Approval: Prepared by:

  
ENGR. ROLAND ANDREW T. CRUZ  
 OIC, PMISD

  
ERIC M. CHARLON  
 Chief, FMD

Date: 02/12/24
Date: \_\_\_\_\_

Approved by:

  
ANNABELLE V. BRIONES, Ph.D.  
 Director, ITDI

Date: \_\_\_\_\_