

STATEMENT OF APPROPRIATIONS, ALLOTMENTS, OBLIGATIONS DISBURSEMENTS AND BALANCES
As of the Quarter Ending June 30, 2019

FAR No. 1

Department : Department of Science and Technology
Agency : Industrial Technology Development Institute (ITDI)
OU :
Org. Code : 190050000000

	Current Year Appropriations
	Supplemental Appropriations
X	Continuing Appropriations

Particulars	UACS CODE	Appropriations			Allotments				Adjusted Total Allotments	Current Year Obligations				
		Authorize Appropriation	Adjustments (Transfer (To) From, Realignment)	Adjusted Appropriations	Allotments Received	Adjustments (Withdrawal, Realignment)	Transfer To	Transfer From		1st Quarter Ending March 31	2nd Quarter Ending June 30	3rd Quarter Ending Sept. 30	4th Quarter Ending Dec. 31	Total
1	2	3	4	5=3+4	6	7	8	9	10=({6+(-)7}-8+9)	11	12	13	14	15=({11+12+13+14})
I. Agency Specific Budget														
General Administration and Support		303,321.10	-	303,321.10	303,321.10	-	-	-	303,321.10	299,983.68	2,454.00	-	-	302,437.68
General Administration and Supervision	100000100001	300,194.14	-	300,194.14	300,194.14	-	-	-	300,194.14	299,983.68	-	-	-	299,983.68
PS														
MOOE		300,194.14	-	300,194.14	300,194.14	-	-	-	300,194.14	299,983.68	-	-	-	299,983.68
CO		-	-	-	-	-	-	-	-	-	-	-	-	-
Administration of Personnel Benefits		-	-	-	-	-	-	-	-	-	-	-	-	-
PS		-	-	-	-	-	-	-	-	-	-	-	-	-
MOOE		-	-	-	-	-	-	-	-	-	-	-	-	-
CO		-	-	-	-	-	-	-	-	-	-	-	-	-
Evaluation, Coordination and Monitoring of Industrial Programs/Projects and Management Information System		3,126.96	-	3,126.96	3,126.96	-	-	-	3,126.96	-	2,454.00	-	-	2,454.00
PS		-	-	-	-	-	-	-	-	-	-	-	-	-
MOOE		3,126.96	-	3,126.96	3,126.96	-	-	-	3,126.96	-	2,454.00	-	-	2,454.00
CO		-	-	-	-	-	-	-	-	-	-	-	-	-
Operations		24,396,069.87	-	24,396,069.87	24,396,069.87	-	-	-	24,396,069.87	7,726,170.76	7,425,509.48	-	-	15,151,680.24
OO: Increased benefits to Filipinas from scientific knowledge and technologies for industry and competitiveness		24,396,069.87	-	24,396,069.87	24,396,069.87	-	-	-	24,396,069.87	7,726,170.76	7,425,509.48	-	-	15,151,680.24
INDUSTRIAL TECHNOLOGY RESEARCH AND DEVELOPMENT		6,919,289.54	-	6,919,289.54	6,919,289.54	-	-	-	6,919,289.54	4,824,144.44	(145,253.26)	-	-	4,678,891.18
Research and Development of Technologies in Industrial Manufacturing, Mineral Processing and Energy	310100100001	6,050,399.81	-	6,050,399.81	6,050,399.81	-	-	-	6,050,399.81	4,719,681.94	(267,403.82)	-	-	4,452,278.12
PS		-	-	-	-	-	-	-	-	-	-	-	-	-
MOOE		5,880,594.91	-	5,880,594.91	5,880,594.91	-	-	-	5,880,594.91	4,619,771.94	(267,403.82)	-	-	4,352,368.12
CO		169,804.90	-	169,804.90	169,804.90	-	-	-	169,804.90	99,910.00	-	-	-	99,910.00
Locally-Funded Project(s)		868,889.73	-	868,889.73	868,889.73	-	-	-	868,889.73	104,462.50	122,150.56	-	-	226,613.06
Repair/Renovation and Maintenance of ITDI Buildings and Facilities		-	-	-	-	-	-	-	-	-	-	-	-	-
PS		-	-	-	-	-	-	-	-	-	-	-	-	-
MOOE		-	-	-	-	-	-	-	-	-	-	-	-	-
CO		-	-	-	-	-	-	-	-	-	-	-	-	-
Modular Multi-Industry Innovation Center	310100200002	868,889.73	-	868,889.73	868,889.73	-	-	-	868,889.73	104,462.50	122,150.56	-	-	226,613.06
PS		-	-	-	-	-	-	-	-	-	-	-	-	-
MOOE		868,889.73	-	868,889.73	868,889.73	-	-	-	868,889.73	104,462.50	122,150.56	-	-	226,613.06
CO		-	-	-	-	-	-	-	-	-	-	-	-	-
INDUSTRIAL TECHNOLOGY TRANSFER PROGRAM		-	-	-	-	-	-	-	-	-	-	-	-	-
Transfer of Technologies in Industrial Manufacturing, Mineral Processing and Energy		-	-	-	-	-	-	-	-	-	-	-	-	-
PS		-	-	-	-	-	-	-	-	-	-	-	-	-
MOOE		-	-	-	-	-	-	-	-	-	-	-	-	-
CO		-	-	-	-	-	-	-	-	-	-	-	-	-

7-25-19
1:03 p
juz

FAR No. 1

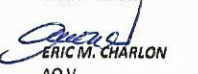
	Current Year Appropriations
	Supplemental Appropriations
X	Continuing Appropriations

[illegible]

	Current Year Appropriations
	Supplemental Appropriations
X	Continuing Appropriations


Particulars	UACS CODE	Appropriations			Allotments					Current Year Obligations				
		Authorize Appropriation	Adjustments (Transfer To/From, Realignment)	Adjusted Appropriations	Allotments Received	Adjustments (Withdrawal, Realignment)	Transfer To	Transfer From	Adjusted Total Allotments	1st Quarter Ending March 31	2nd Quarter Ending June 30	3rd Quarter Ending Sept. 30	4th Quarter Ending Dec. 31	Total
1	2	3	4	5=3+4	6	7	8	9	10=[(6+(-7)-8)+9]	11	12	13	14	15=(11+12+13+14)
Subtotal, Automatic Appropriations		-	-	-	-	-	-	-	-	-	-	-	-	-
PS		-	-	-	-	-	-	-	-	-	-	-	-	-
III. Special Purpose Funds														
Miscellaneous Personnel Benefits Fund (MPBF)														
PS		-	-	-	-	-	-	-	-	-	-	-	-	-
Pension and Gratuity Fund (PGF)														
PS		-	-	-	-	-	-	-	-	-	-	-	-	-
Calamity Fund (Bangon Marawi)		3,406,250.64	-	3,406,250.64	3,406,250.64	-	-	-	3,406,250.64	326,285.77	1,554,557.59	-	-	1,880,843.36
MOOE		3,245,025.61	-	3,245,025.61	3,245,025.61	-	-	-	3,245,025.61	326,285.77	1,442,557.59	-	-	1,768,843.36
CO		161,225.03	-	161,225.03	161,225.03	-	-	-	161,225.03	-	112,000.00	-	-	112,000.00
Subtotal, Special Purpose Funds		3,406,250.64	-	3,406,250.64	3,406,250.64	-	-	-	3,406,250.64	326,285.77	1,554,557.59	-	-	1,880,843.36
PS		-	-	-	-	-	-	-	-	-	-	-	-	-
MOOE		3,245,025.61	-	3,245,025.61	3,245,025.61	-	-	-	3,245,025.61	326,285.77	1,442,557.59	-	-	1,768,843.36
CO		161,225.03	-	161,225.03	161,225.03	-	-	-	161,225.03	-	112,000.00	-	-	112,000.00
GRAND TOTAL		28,105,641.61	-	28,105,641.61	28,105,641.61	-	-	-	28,105,641.61	8,352,440.21	8,982,521.07	-	-	17,334,961.28
PS		-	-	-	-	-	-	-	-	-	-	-	-	-
MOOE		22,079,326.32	-	22,079,326.32	22,079,326.32	-	-	-	22,079,326.32	7,888,014.21	5,558,467.07	-	-	13,446,481.28
CO		6,026,315.29	-	6,026,315.29	6,026,315.29	-	-	-	6,026,315.29	464,426.00	3,424,054.00	-	-	3,888,480.00

Certified Correct:




ERIC M. CHARLON
AO V
Date:

Certified Correct:




SOLEDAD S. REYES
Accountant IV
Date:

Recommending Approval:



DR. JANET F. QUIZON
Chief, FMD
Date:

Approved by:



DR. ANNABELLE V. BRIONES
Director
Date:

FAR No. 1

X	Current Year Appropriations
	Supplemental Appropriations
	Continuing Appropriations

[illegible]

FAR No. 1

X	Current Year Appropriations
	Supplemental Appropriations
	Continuing Appropriations





[illegible]

STATEMENT OF APPROPRIATIONS, ALLOTMENTS, OBLIGATIONS DISBURSEMENTS AND BALANCES
As of the Quarter Ending June 30, 2019

FAR No. 1

Department : Department of Science and Technology
Agency : Industrial Technology Development Institute (ITDI)
OU :
Org. Code : 190050000000

X	Current Year Appropriations
	Supplemental Appropriations
	Continuing Appropriations

Particulars	UACS CODE	Current Year Disbursements					Balances			
		1st Quarter Ending March 31	2nd Quarter Ending June 30	3rd Quarter Ending Sept. 30	4th Quarter Ending Dec. 31	Total	Unreleased Appropriations	Unobligated Allotment	Unpaid Obligations	
									Due and Demandable	Not Yet Due and Demandable
1	2	16	17	18	19	20=(16+17+18+19)	21=(5-10)	22=(10-15)	23	24
Subtotal, Automatic Appropriations										
PS		-	-	-	-	-	-	-	-	-
III. Special Purpose Funds										
Miscellaneous Personnel Benefits Fund (MPBF)										
PS		-	-	-	-	-	-	-	-	-
Pension and Gratuity Fund (PGF)										
PS		-	-	-	-	-	-	-	-	-
Calamity Fund (Bangon Marawi)		244,893.85	1,119,423.28	-	-	1,364,317.13	-	1,525,407.28	152,418.20	364,108.03
MOOE		244,893.85	1,119,423.28	-	-	1,364,317.13	-	1,476,182.25	40,418.20	364,108.03
CO		-	-	-	-	-	-	49,225.03	112,000.00	-
Subtotal, Special Purpose Funds		244,893.85	1,119,423.28	-	-	1,364,317.13	-	1,525,407.28	152,418.20	364,108.03
PS		-	-	-	-	-	-	-	-	-
MOOE		244,893.85	1,119,423.28	-	-	1,364,317.13	-	1,476,182.25	40,418.20	364,108.03
CO		-	-	-	-	-	-	49,225.03	112,000.00	-
GRAND TOTAL		4,456,233.65	2,573,819.84	-	-	7,030,053.49	-	10,770,680.33	3,002,432.96	7,302,474.83
PS		-	-	-	-	-	-	-	-	-
MOOE		4,456,233.65	2,424,546.84	-	-	6,880,780.49	-	8,632,845.04	1,879,883.96	4,585,816.83
CO		-	149,273.00	-	-	149,273.00	-	2,137,835.29	1,022,549.00	2,716,658.00
Certified Correct:		Certified Correct:		Recommending Approval:		Approved by:				
 ERIC M. CHARLTON AO V		 SOLEDAD S. REYES Accountant IV		 DR. JANET F. QUIZON Chief, FMD		 DR. ANNABELLE V. BRIONES Director				
Date:		Date:		Date:		Date:				


STATEMENT OF APPROPRIATIONS, ALLOTMENTS, OBLIGATIONS DISBURSEMENTS AND BALANCES
As of the Quarter Ending June 30, 2019

FAR No. 1

Department : Department of Science and Technology
Agency : Industrial Technology Development Institute (ITDI)
OU :
Org. Code : 190050000000

<input checked="" type="checkbox"/>	Current Year Appropriations
<input type="checkbox"/>	Supplemental Appropriations
<input type="checkbox"/>	Continuing Appropriations

Particulars	UACS CODE	Appropriations			Allotments				Adjusted Total Allotments	Current Year Obligations				Total
		Authorize Appropriation	Adjustments (Transfer To)(From, Realignment)	Adjusted Appropriations	Allotments Received	Adjustments (Withdrawal, Realignment)	Transfer To	Transfer From		1st Quarter Ending March 31	2nd Quarter Ending June 30	3rd Quarter Ending Sept. 30	4th Quarter Ending Dec. 31	
1	2	3	4	5=3+4	6	7	8	9	10=[(6+(-)7)-8+9]	11	12	13	14	15=(11+12+13+14)
I. Agency Specific Budget														
General Administration and Support		99,445,000.00	-	99,445,000.00	97,017,000.00	-	-	-	97,017,000.00	18,484,588.92	24,827,198.68	-	-	43,311,887.60
General Administration and Supervision	100000100001	88,646,000.00	-	88,646,000.00	88,646,000.00	-	-	-	88,646,000.00	16,946,627.53	22,526,766.52	-	-	39,473,394.05
PS		80,018,000.00	-	80,018,000.00	80,018,000.00	-	-	-	80,018,000.00	15,724,937.97	19,212,381.82	-	-	34,937,319.79
MOOE		7,328,000.00	-	7,328,000.00	7,328,000.00	-	-	-	7,328,000.00	1,221,689.56	3,314,384.70	-	-	4,536,074.26
CO		1,300,000.00	-	1,300,000.00	1,300,000.00	-	-	-	1,300,000.00	-	-	-	-	-
Administration of Personnel Benefits		2,428,000.00	-	2,428,000.00	-	-	-	-	-	-	-	-	-	-
PS		2,428,000.00	-	2,428,000.00	-	-	-	-	-	-	-	-	-	-
MOOE		-	-	-	-	-	-	-	-	-	-	-	-	-
CO		-	-	-	-	-	-	-	-	-	-	-	-	-
Evaluation, Coordination and Monitoring of Industrial Programs/Projects and Management Information System	100000100003	8,371,000.00	-	8,371,000.00	8,371,000.00	-	-	-	8,371,000.00	1,537,961.39	2,300,532.16	-	-	3,838,493.55
PS		8,149,000.00	-	8,149,000.00	8,149,000.00	-	-	-	8,149,000.00	1,502,057.39	2,262,459.15	-	-	3,764,516.54
MOOE		222,000.00	-	222,000.00	222,000.00	-	-	-	222,000.00	35,904.00	38,073.01	-	-	73,977.01
CO		-	-	-	-	-	-	-	-	-	-	-	-	-
Operations		430,536,000.00	-	430,536,000.00	430,536,000.00	-	-	-	430,536,000.00	65,603,021.73	119,273,112.87	-	-	184,876,134.60
OO: Increased benefits to Filipinos from scientific knowledge and technologies for industry and competitiveness		430,536,000.00	-	430,536,000.00	430,536,000.00	-	-	-	430,536,000.00	65,603,021.73	119,273,112.87	-	-	184,876,134.60
INDUSTRIAL TECHNOLOGY RESEARCH AND DEVELOPMENT		153,610,000.00	-	153,610,000.00	153,610,000.00	-	-	-	153,610,000.00	16,429,501.54	34,039,572.81	-	-	50,469,074.35
Research and Development of Technologies in Industrial Manufacturing, Mineral Processing and Energy	310100100001	113,610,000.00	-	113,610,000.00	113,610,000.00	-	-	-	113,610,000.00	16,429,501.54	33,467,312.73	-	-	49,896,814.27
PS		79,048,000.00	-	79,048,000.00	79,048,000.00	-	-	-	79,048,000.00	15,107,393.24	22,694,217.69	-	-	37,801,610.93
MOOE		34,562,000.00	-	34,562,000.00	34,562,000.00	-	-	-	34,562,000.00	1,322,108.30	10,773,095.04	-	-	12,095,203.34
CO		-	-	-	-	-	-	-	-	-	-	-	-	-
Locally-Funded Project(s)		40,000,000.00	-	40,000,000.00	40,000,000.00	-	-	-	40,000,000.00	-	572,260.08	-	-	572,260.08
Repair/Renovation and Maintenance of ITDI Buildings and Facilities		40,000,000.00	-	40,000,000.00	40,000,000.00	-	-	-	40,000,000.00	-	572,260.08	-	-	572,260.08
PS		-	-	-	-	-	-	-	-	-	-	-	-	-
MOOE		-	-	-	-	-	-	-	-	-	-	-	-	-
CO		40,000,000.00	-	40,000,000.00	40,000,000.00	-	-	-	40,000,000.00	-	572,260.08	-	-	572,260.08
Modular Multi-Industry Innovation Center	310100200002	-	-	-	-	-	-	-	-	-	-	-	-	-
PS		-	-	-	-	-	-	-	-	-	-	-	-	-
MOOE		-	-	-	-	-	-	-	-	-	-	-	-	-
CO		-	-	-	-	-	-	-	-	-	-	-	-	-
INDUSTRIAL TECHNOLOGY TRANSFER PROGRAM		43,084,000.00	-	43,084,000.00	43,084,000.00	-	-	-	43,084,000.00	4,715,536.63	7,676,948.26	-	-	12,392,484.89
Transfer of Technologies in Industrial Manufacturing, Mineral Processing and Energy	310200100001	176,000.00	-	176,000.00	176,000.00	-	-	-	176,000.00	72,258.60	55,798.98	-	-	128,057.58
PS		-	-	-	-	-	-	-	-	-	-	-	-	-
MOOE		176,000.00	-	176,000.00	176,000.00	-	-	-	176,000.00	72,258.60	55,798.98	-	-	128,057.58
CO		-	-	-	-	-	-	-	-	-	-	-	-	-



STATEMENT OF APPROPRIATIONS, ALLOTMENTS, OBLIGATIONS DISBURSEMENTS AND BALANCES
As of the Quarter Ending June 30, 2019

Department : Department of Science and Technology
Agency : Industrial Technology Development Institute (ITDI)
OU :
Org. Code : 190050000000


X	Current Year Appropriations
	Supplemental Appropriations
	Continuing Appropriations

Particulars	UACS CODE	Appropriations			Allotments					Current Year Obligations				
		Authorize Appropriation	Adjustments (Transfer To/From, Realignment)	Adjusted Appropriations	Allotments Received	Adjustments (Withdrawal, Realignment)	Transfer To	Transfer From	Adjusted Total Allotments	1st Quarter Ending March 31	2nd Quarter Ending June 30	3rd Quarter Ending Sept. 30	4th Quarter Ending Dec. 31	Total
1	2	3	4	5=3+4	6	7	8	9	10=[(6+(-)7)-8+9]	11	12	13	14	15=(11+12+13+14)
Promotion and Marketing of Industrial Technologies and Services	310200100002	22,908,000.00	-	22,908,000.00	22,908,000.00	-	-	-	22,908,000.00	4,643,278.03	7,621,149.28	-	-	12,264,427.31
PS		21,491,000.00	-	21,491,000.00	21,491,000.00	-	-	-	21,491,000.00	4,583,381.70	7,122,127.64	-	-	11,705,509.34
MOOE		1,417,000.00	-	1,417,000.00	1,417,000.00	-	-	-	1,417,000.00	59,896.33	499,021.64	-	-	558,917.97
CO		-	-	-	-	-	-	-	-	-	-	-	-	-
Locally-Funded Project(s)		20,000,000.00	-	20,000,000.00	20,000,000.00	-	-	-	20,000,000.00	-	-	-	-	-
Brick-making Facility for the Province of Antique		20,000,000.00	-	20,000,000.00	20,000,000.00	-	-	-	20,000,000.00	-	-	-	-	-
PS		-	-	-	-	-	-	-	-	-	-	-	-	-
MOOE		10,000,000.00	-	10,000,000.00	10,000,000.00	-	-	-	10,000,000.00	-	-	-	-	-
CO		10,000,000.00	-	10,000,000.00	10,000,000.00	-	-	-	10,000,000.00	-	-	-	-	-
INDUSTRIAL TECHNOLOGY TECHNICAL SERVICES PROGRAM		233,842,000.00	-	233,842,000.00	233,842,000.00	-	-	-	233,842,000.00	44,457,983.56	77,556,591.80	-	-	122,014,575.36
Testing and Analysis of Materials/Products, Calibration Instruments and Apparatus and other Technical Services	310300100001	52,151,000.00	-	52,151,000.00	52,151,000.00	-	-	-	52,151,000.00	10,088,137.77	17,416,963.90	-	-	27,505,101.67
PS		44,185,000.00	-	44,185,000.00	44,185,000.00	-	-	-	44,185,000.00	8,764,882.03	13,380,855.43	-	-	22,145,737.46
MOOE		7,966,000.00	-	7,966,000.00	7,966,000.00	-	-	-	7,966,000.00	1,323,255.74	4,036,108.47	-	-	5,359,364.21
CO		-	-	-	-	-	-	-	-	-	-	-	-	-
Locally-Funded Project(s)		181,691,000.00	-	181,691,000.00	181,691,000.00	-	-	-	181,691,000.00	34,369,845.79	60,139,627.90	-	-	94,509,473.69
Enhancing the Competence and Capability of the National Metrology Laboratories of the Philippines	310300200001	181,691,000.00	-	181,691,000.00	181,691,000.00	-	-	-	181,691,000.00	34,369,845.79	60,139,627.90	-	-	94,509,473.69
PS		-	-	-	-	-	-	-	-	-	-	-	-	-
MOOE		50,109,000.00	-	50,109,000.00	50,109,000.00	-	-	-	50,109,000.00	5,694,403.79	4,070,912.66	-	-	9,765,316.45
CO		131,582,000.00	-	131,582,000.00	131,582,000.00	-	-	-	131,582,000.00	28,675,442.00	56,068,715.24	-	-	84,744,157.24
Subtotal, Agency Specific Budget		529,981,000.00	-	529,981,000.00	523,853,000.00	-	-	-	523,853,000.00	84,087,610.65	144,100,411.55	-	-	228,188,022.20
PS		235,319,000.00	-	235,319,000.00	232,891,000.00	-	-	-	232,891,000.00	45,682,652.33	64,672,041.73	-	-	110,354,694.06
MOOE		111,780,000.00	-	111,780,000.00	108,080,000.00	-	-	-	108,080,000.00	9,729,516.32	22,787,394.50	-	-	32,516,910.82
CO		182,882,000.00	-	182,882,000.00	182,882,000.00	-	-	-	182,882,000.00	28,675,442.00	56,640,975.32	-	-	85,316,417.32
II. Automatic Appropriations														
General Administration and Support	100000100001	2,565,000.00	-	2,565,000.00	2,565,000.00	-	-	-	2,565,000.00	580,369.58	672,373.49	-	-	1,252,743.07
General Administration and Supervision		1,807,000.00	-	1,807,000.00	1,807,000.00	-	-	-	1,807,000.00	420,917.76	484,267.73	-	-	905,185.49
PS		1,807,000.00	-	1,807,000.00	1,807,000.00	-	-	-	1,807,000.00	420,917.76	484,267.73	-	-	905,185.49
Evaluation, Coordination and Monitoring of Industrial Programs/Projects and Management Information System	100000100003	758,000.00	-	758,000.00	758,000.00	-	-	-	758,000.00	159,451.82	188,105.76	-	-	347,557.58
PS		758,000.00	-	758,000.00	758,000.00	-	-	-	758,000.00	159,451.82	188,105.76	-	-	347,557.58
Operations		13,484,000.00	-	13,484,000.00	13,484,000.00	-	-	-	13,484,000.00	3,145,026.27	3,604,868.85	-	-	6,749,895.12
OO: Increased benefits to Filipinos from scientific knowledge and technologies for industry and competitiveness		13,484,000.00	-	13,484,000.00	13,484,000.00	-	-	-	13,484,000.00	3,145,026.27	3,604,868.85	-	-	6,749,895.12
INDUSTRIAL TECHNOLOGY RESEARCH AND DEVELOPMENT		7,362,000.00	-	7,362,000.00	7,362,000.00	-	-	-	7,362,000.00	1,651,853.52	1,879,377.66	-	-	3,531,231.18
Research and Development of Technologies in Industrial Manufacturing, Mineral Processing and Energy	310100100001	7,362,000.00	-	7,362,000.00	7,362,000.00	-	-	-	7,362,000.00	1,651,853.52	1,879,377.66	-	-	3,531,231.18
PS		7,362,000.00	-	7,362,000.00	7,362,000.00	-	-	-	7,362,000.00	1,651,853.52	1,879,377.66	-	-	3,531,231.18
INDUSTRIAL TECHNOLOGY TRANSFER PROGRAM		1,994,000.00	-	1,994,000.00	1,994,000.00	-	-	-	1,994,000.00	510,773.72	615,374.83	-	-	1,126,148.55
Promotion and Marketing of Industrial Technologies and Services	310200100002	1,994,000.00	-	1,994,000.00	1,994,000.00	-	-	-	1,994,000.00	510,773.72	615,374.83	-	-	1,126,148.55
PS		1,994,000.00	-	1,994,000.00	1,994,000.00	-	-	-	1,994,000.00	510,773.72	615,374.83	-	-	1,126,148.55
INDUSTRIAL TECHNOLOGY TECHNICAL SERVICES PROGRAM		4,128,000.00	-	4,128,000.00	4,128,000.00	-	-	-	4,128,000.00	982,399.03	1,110,116.36	-	-	2,092,515.39
Testing and Analysis of Materials/Products, Calibration Instruments and Apparatus and other Technical Services	310300100001	4,128,000.00	-	4,128,000.00	4,128,000.00	-	-	-	4,128,000.00	982,399.03	1,110,116.36	-	-	2,092,515.39
PS		4,128,000.00	-	4,128,000.00	4,128,000.00	-	-	-	4,128,000.00	982,399.03	1,110,116.36	-	-	2,092,515.39

X	Current Year Appropriations
	Supplemental Appropriations
	Continuing Appropriations


Particulars	UACS CODE	Appropriations			Allotments					Current Year Obligations				
		Authorize Appropriation	Adjustments (Transfer To)(From, Realignment)	Adjusted Appropriations	Allotments Received	Adjustments (Withdrawal, Realignment)	Transfer To	Transfer From	Adjusted Total Allotments	1st Quarter Ending March 31	2nd Quarter Ending June 30	3rd Quarter Ending Sept. 30	4th Quarter Ending Dec. 31	Total
1	2	3	4	5=3+4	6	7	8	9	10=[(6+(-)-7)-8+9]	11	12	13	14	15=(11+12+13+14)
Subtotal, Automatic Appropriations		16,049,000.00	-	16,049,000.00	16,049,000.00	-	-	-	16,049,000.00	3,725,395.85	4,277,242.34	-	-	8,002,638.19
PS		16,049,000.00	-	16,049,000.00	16,049,000.00	-	-	-	16,049,000.00	3,725,395.85	4,277,242.34	-	-	8,002,638.19
III. Special Purpose Funds														
Miscellaneous Personnel Benefits Fund (MPBF)		-	-	-	-	-	-	-	-	-	-	-	-	-
PS		-	-	-	-	-	-	-	-	-	-	-	-	-
Pension and Gratuity Fund (PGF)		-	789,437.00	789,437.00	789,437.00	-	-	-	789,437.00	-	789,436.70	-	-	789,436.70
PS		-	789,437.00	789,437.00	789,437.00	-	-	-	789,437.00	-	789,436.70	-	-	789,436.70
Calamity Fund (Bangan Marawi)		-	-	-	-	-	-	-	-	-	-	-	-	-
MOOE		-	-	-	-	-	-	-	-	-	-	-	-	-
CO		-	-	-	-	-	-	-	-	-	-	-	-	-
Subtotal, Special Purpose Funds		-	789,437.00	789,437.00	789,437.00	-	-	-	789,437.00	-	789,436.70	-	-	789,436.70
PS		-	789,437.00	789,437.00	789,437.00	-	-	-	789,437.00	-	789,436.70	-	-	789,436.70
MOOE		-	-	-	-	-	-	-	-	-	-	-	-	-
CO		-	-	-	-	-	-	-	-	-	-	-	-	-
GRAND TOTAL		546,030,000.00	789,437.00	546,819,437.00	540,691,437.00	-	-	-	540,691,437.00	87,813,006.50	149,167,090.59	-	-	236,980,097.09
PS		251,368,000.00	789,437.00	252,157,437.00	249,729,437.00	-	-	-	249,729,437.00	49,408,048.18	69,738,720.77	-	-	119,146,768.95
MOOE		111,780,000.00	-	111,780,000.00	108,080,000.00	-	-	-	108,080,000.00	9,729,516.32	22,787,394.50	-	-	32,516,910.82
CO		182,882,000.00	-	182,882,000.00	182,882,000.00	-	-	-	182,882,000.00	28,675,442.00	56,640,975.32	-	-	85,316,417.32

Certified Correct:




ERIC M. CHARLON
AO V
Date:

Recommending Approval:



DR. JANET F. QUIZON
Chief, FMD
Date:

Approved by:



DR. ANNABELLE V. BRIONES
Director
Date:

FAR No. 1

X	Current Year Appropriations
	Supplemental Appropriations
	Continuing Appropriations

[illegible]

STATEMENT OF APPROPRIATIONS, ALLOTMENTS, OBLIGATIONS DISBURSEMENTS AND BALANCES
As of the Quarter Ending June 30, 2019

FAR No. 1

Department : Department of Science and Technology
Agency : Industrial Technology Development Institute (ITDI)
OU :
Org. Code : 190050000000

X	Current Year Appropriations
	Supplemental Appropriations
	Continuing Appropriations





Particulars	UACS CODE	Current Year Disbursements					Balances			
		1st Quarter Ending March 31	2nd Quarter Ending June 30	3rd Quarter Ending Sept. 30	4th Quarter Ending Dec. 31	Total	Unreleased Appropriations	Unobligated Allotment	Unpaid Obligations	
									Due and Demandable	Not Yet Due and Demandable
1	2	16	17	18	19	20=(16+17+18+19)	21=(5-10)	22=(10-15)	23	24
Promotion and Marketing of Industrial Technologies and Services	310200100002	4,598,715.39	7,275,115.19	-	-	11,873,830.58	-	10,643,572.69	157,564.73	233,032.00
PS		4,578,574.89	7,126,934.45	-	-	11,705,509.34	-	9,785,490.66	-	-
MOOE		20,140.50	148,180.74	-	-	168,321.24	-	858,082.03	157,564.73	233,032.00
CO		-	-	-	-	-	-	-	-	-
Locally-Funded Project(s)		-	-	-	-	-	-	-	-	-
Brick-making Facility for the Province of Antique		-	-	-	-	-	-	20,000,000.00	-	-
PS		-	-	-	-	-	-	-	-	-
MOOE		-	-	-	-	-	-	10,000,000.00	-	-
CO		-	-	-	-	-	-	10,000,000.00	-	-
INDUSTRIAL TECHNOLOGY TECHNICAL SERVICES PROGRAM	310300100001	11,946,029.35	20,076,628.63	-	-	32,022,657.98	-	111,827,424.64	8,417,775.09	81,574,142.29
Testing and Analysis of Materials/Products, Calibration Instruments and Apparatus and other Technical Services		9,232,970.48	15,963,591.01	-	-	25,196,561.49	-	24,645,898.33	656,927.96	1,651,612.22
PS		8,751,987.08	13,393,600.38	-	-	22,145,587.46	-	22,039,262.54	-	150.00
MOOE		480,983.40	2,569,990.63	-	-	3,050,974.03	3,700,000.00	(1,093,364.21)	656,927.96	1,651,462.22
CO		-	-	-	-	-	-	-	-	-
Locally-Funded Project(s)		2,713,058.87	4,113,037.62	-	-	6,826,096.49	-	87,181,526.31	7,760,847.13	79,922,530.07
Enhancing the Competence and Capability of the National Metrology Laboratories of the Philippines	310300200001	2,713,058.87	4,113,037.62	-	-	6,826,096.49	-	87,181,526.31	7,760,847.13	79,922,530.07
PS		-	-	-	-	-	-	-	-	-
MOOE		2,645,858.87	4,062,937.62	-	-	6,708,796.49	-	40,343,683.55	1,065,114.89	1,991,405.07
CO		67,200.00	50,100.00	-	-	117,300.00	-	46,837,842.76	6,695,732.24	77,931,125.00
Subtotal, Agency Specific Budget		50,447,388.05	79,148,936.77	-	-	129,596,324.82	6,128,000.00	295,664,977.80	9,166,689.83	89,425,007.55
PS		45,637,181.04	64,708,961.64	-	-	110,346,142.68	2,428,000.00	122,536,305.94	17,050.67	(8,499.29)
MOOE		4,743,007.01	14,389,875.13	-	-	19,132,882.14	3,700,000.00	75,563,089.18	2,453,906.92	10,930,121.76
CO		67,200.00	50,100.00	-	-	117,300.00	1,300,000.00	97,565,582.68	6,695,732.24	78,503,385.08
II. Automatic Appropriations										
General Administration and Support	100000100001	580,369.58	672,373.49	-	-	1,252,743.07	-	1,312,256.93	-	-
General Administration and Supervision		420,917.76	484,267.73	-	-	905,185.49	-	901,814.51	-	-
PS		420,917.76	484,267.73	-	-	905,185.49	-	901,814.51	-	-
Evaluation, Coordination and Monitoring of Industrial Programs/Projects and Management Information System	100000100003	159,451.82	188,105.76	-	-	347,557.58	-	410,442.42	-	-
PS		159,451.82	188,105.76	-	-	347,557.58	-	410,442.42	-	-
Operations		3,145,026.27	3,604,868.85	-	-	6,749,895.12	-	6,734,104.88	-	-
OO: Increased benefits to Filipinos from scientific knowledge and technologies for industry and competitiveness		3,145,026.27	3,604,868.85	-	-	6,749,895.12	-	6,734,104.88	-	-
INDUSTRIAL TECHNOLOGY RESEARCH AND DEVELOPMENT	310100100001	1,651,853.52	1,879,377.66	-	-	3,531,231.18	-	3,830,768.82	-	0.00
Research and Development of Technologies in Industrial Manufacturing, Mineral Processing and Energy		1,651,853.52	1,879,377.66	-	-	3,531,231.18	-	3,830,768.82	-	0.00
PS		1,651,853.52	1,879,377.66	-	-	3,531,231.18	-	3,830,768.82	-	0.00
INDUSTRIAL TECHNOLOGY TRANSFER PROGRAM	310200100002	510,773.72	615,374.83	-	-	1,126,148.55	-	867,851.45	-	-
Promotion and Marketing of Industrial Technologies and Services		510,773.72	615,374.83	-	-	1,126,148.55	-	867,851.45	-	-
PS		510,773.72	615,374.83	-	-	1,126,148.55	-	867,851.45	-	-
INDUSTRIAL TECHNOLOGY TECHNICAL SERVICES PROGRAM	310300100001	982,399.03	1,110,116.36	-	-	2,092,515.39	-	2,035,484.61	-	-
Testing and Analysis of Materials/Products, Calibration Instruments and Apparatus and other Technical Services		982,399.03	1,110,116.36	-	-	2,092,515.39	-	2,035,484.61	-	-
PS		982,399.03	1,110,116.36	-	-	2,092,515.39	-	2,035,484.61	-	-

STATEMENT OF APPROPRIATIONS, ALLOTMENTS, OBLIGATIONS DISBURSEMENTS AND BALANCES
As of the Quarter Ending June 30, 2019

FAR No. 1

Department : Department of Science and Technology
Agency : Industrial Technology Development Institute (ITDI)
OU :
Org. Code : 190050000000

X	Current Year Appropriations
	Supplemental Appropriations
	Continuing Appropriations

Particulars	UACS CODE	Current Year Disbursements					Balances			
		1st Quarter Ending March 31	2nd Quarter Ending June 30	3rd Quarter Ending Sept. 30	4th Quarter Ending Dec. 31	Total	Unreleased Appropriations	Unobligated Allotment	Unpaid Obligations	
									Due and Demandable	Not Yet Due and Demandable
1	2	16	17	18	19	20=(16+17+18+19)	21=(5-10)	22=(10-15)	23	24
Subtotal, Automatic Appropriations		3,725,395.85	4,277,242.34	-	-	8,002,638.19	-	8,046,361.81	-	-
PS		3,725,395.85	4,277,242.34	-	-	8,002,638.19	-	8,046,361.81	-	-
III. Special Purpose Funds										
Miscellaneous Personnel Benefits Fund (MPBF)		-	-	-	-	-	-	-	-	-
PS		-	-	-	-	-	-	-	-	-
Pension and Gratuity Fund (PGF)		-	630,228.65	-	-	630,228.65	-	0.30	-	159,208.05
PS		-	630,228.65	-	-	630,228.65	-	0.30	-	159,208.05
Calamity Fund (Bangon Marawi)		-	-	-	-	-	-	-	-	-
MOOE		-	-	-	-	-	-	-	-	-
CO		-	-	-	-	-	-	-	-	-
Subtotal, Special Purpose Funds		-	630,228.65	-	-	630,228.65	-	0.30	-	159,208.05
PS		-	630,228.65	-	-	630,228.65	-	0.30	-	159,208.05
MOOE		-	-	-	-	-	-	-	-	-
CO		-	-	-	-	-	-	-	-	-
GRAND TOTAL		54,172,783.80	84,056,407.76	-	-	138,229,191.66	6,128,000.00	303,711,339.91	9,166,689.83	89,584,215.60
PS		49,362,576.89	69,616,432.63	-	-	118,979,009.52	2,428,000.00	130,582,668.05	17,050.67	150,708.76
MOOE		4,743,007.01	14,389,875.13	-	-	19,132,882.14	3,700,000.00	75,563,089.18	2,453,906.92	10,930,121.76
CO		67,200.00	50,100.00	-	-	117,300.00	1,300,000.00	97,565,582.68	6,695,732.24	78,503,385.08
Certified Correct:		Certified Correct:		Recommending Approval:		Approved by:				
										
ERIC M. CHARLTON		SOLEDAD S. REYES		DR. JANET F. QUIZON		DR. ANNABELLE V. BRIONES				
AO V		Accountant IV		Chief, FMD		Director				
Date:		Date:		Date:		Date:				