

STATEMENT OF APPROPRIATIONS, ALLOTMENTS, OBLIGATIONS DISBURSEMENTS AND BALANCES
As of the Quarter Ending December 31, 2019

FAR No. 1

Department : Department of Science and Technology
Agency : Industrial Technology Development Institute (ITDI)
OU :
Org. Code : 190050000000

	Current Year Appropriations
	Supplemental Appropriations
X	Continuing Appropriations

Particulars	UACS CODE	Appropriations			Allotments					Current Year Obligations				
		Authorize Appropriation	Adjustments (Transfer (To)(From, Realignment)	Adjusted Appropriations	Allotments Received	Adjustments (Withdrawal, Realignment)	Transfer To	Transfer From	Adjusted Total Allotments	1st Quarter Ending March 31	2nd Quarter Ending June 30	3rd Quarter Ending Sept. 30	4th Quarter Ending Dec. 31	Total
1	2	3	4	5=3+4	6	7	8	9	10=[(6+(-)7)-8+9]	11	12	13	14	15=(11+12+13+14)
I. Agency Specific Budget														
General Administration and Support	100000100001	303,321.10	-	303,321.10	303,321.10	-	-	-	303,321.10	299,983.68	2,454.00	-	(1,464.00)	300,973.68
General Administration and Supervision		300,194.14	-	300,194.14	300,194.14	-	-	-	300,194.14	299,983.68	-	-	-	299,983.68
PS		-	-	-	-	-	-	-	-	-	-	-	-	-
MOOE		300,194.14	-	300,194.14	300,194.14	-	-	-	300,194.14	299,983.68	-	-	-	299,983.68
CO		-	-	-	-	-	-	-	-	-	-	-	-	-
Administration of Personnel Benefits		-	-	-	-	-	-	-	-	-	-	-	-	-
PS		-	-	-	-	-	-	-	-	-	-	-	-	-
MOOE		-	-	-	-	-	-	-	-	-	-	-	-	-
CO		-	-	-	-	-	-	-	-	-	-	-	-	-
Evaluation, Coordination and Monitoring of Industrial Programs/Projects and Management Information System		3,126.96	-	3,126.96	3,126.96	-	-	-	3,126.96	-	2,454.00	-	(1,464.00)	990.00
PS		-	-	-	-	-	-	-	-	-	-	-	-	-
MOOE		3,126.96	-	3,126.96	3,126.96	-	-	-	3,126.96	-	2,454.00	-	(1,464.00)	990.00
CO		-	-	-	-	-	-	-	-	-	-	-	-	-
Operations		24,396,069.87	-	24,396,069.87	24,396,069.87	-	-	-	24,396,069.87	7,726,170.76	7,425,509.48	1,864,032.72	4,599,909.76	21,615,622.72
OO: Increased benefits to Filipinos from scientific knowledge and technologies for industry and competitiveness		24,396,069.87	-	24,396,069.87	24,396,069.87	-	-	-	24,396,069.87	7,726,170.76	7,425,509.48	1,864,032.72	4,599,909.76	21,615,622.72
INDUSTRIAL TECHNOLOGY RESEARCH AND DEVELOPMENT	310100100001	6,919,289.54	-	6,919,289.54	6,919,289.54	-	-	-	6,919,289.54	4,824,144.44	(145,253.26)	471,540.11	1,691,486.05	6,841,917.34
Research and Development of Technologies in Industrial Manufacturing, Mineral Processing and Energy		6,050,399.81	-	6,050,399.81	6,050,399.81	-	-	-	6,050,399.81	4,719,681.94	(267,403.82)	168,659.66	1,359,012.27	5,979,950.05
PS		-	-	-	-	-	-	-	-	-	-	-	-	-
MOOE		5,880,594.91	-	5,880,594.91	5,880,594.91	-	-	-	5,880,594.91	4,619,771.94	(267,403.82)	168,659.66	1,359,012.27	5,880,040.05
CO		169,804.90	-	169,804.90	169,804.90	-	-	-	169,804.90	99,910.00	-	-	-	99,910.00
Locally-Funded Project(s)		868,889.73	-	868,889.73	868,889.73	-	-	-	868,889.73	104,462.50	122,150.56	302,880.45	332,473.78	861,967.29
Repair/Renovation and Maintenance of ITDI Buildings and Facilities		-	-	-	-	-	-	-	-	-	-	-	-	-
PS		-	-	-	-	-	-	-	-	-	-	-	-	-
MOOE		-	-	-	-	-	-	-	-	-	-	-	-	-
CO		-	-	-	-	-	-	-	-	-	-	-	-	-
Modular Multi-Industry Innovation Center	310100200002	868,889.73	-	868,889.73	868,889.73	-	-	-	868,889.73	104,462.50	122,150.56	302,880.45	332,473.78	861,967.29
PS		-	-	-	-	-	-	-	-	-	-	-	-	-
MOOE		868,889.73	-	868,889.73	868,889.73	-	-	-	868,889.73	104,462.50	122,150.56	302,880.45	332,473.78	861,967.29
CO		-	-	-	-	-	-	-	-	-	-	-	-	-

STATEMENT OF APPROPRIATIONS, ALLOTMENTS, OBLIGATIONS DISBURSEMENTS AND BALANCES
As of the Quarter Ending December 31, 2019

FAR No. 1

Department : Department of Science and Technology
Agency : Industrial Technology Development Institute (ITDI)
OU :
Org. Code : 190050000000





	Current Year Appropriations
	Supplemental Appropriations
X	Continuing Appropriations

Particulars	UACS CODE	Appropriations			Allotments					Current Year Obligations				
		Authorize Appropriation	Adjustments (Transfer To)(From, Realignment)	Adjusted Appropriations	Allotments Received	Adjustments (Withdrawal, Realignment)	Transfer To	Transfer From	Adjusted Total Allotments	1st Quarter Ending March 31	2nd Quarter Ending June 30	3rd Quarter Ending Sept. 30	4th Quarter Ending Dec. 31	Total
1	2	3	4	5=3+4	6	7	8	9	10=[(6+(-)7)-8+9]	11	12	13	14	15=[(11+12+13+14)]
INDUSTRIAL TECHNOLOGY TRANSFER PROGRAM		-	-	-	-	-	-	-	-	-	-	-	-	-
Transfer of Technologies in Industrial Manufacturing, Mineral Processing and Energy		-	-	-	-	-	-	-	-	-	-	-	-	-
PS		-	-	-	-	-	-	-	-	-	-	-	-	-
MOOE		-	-	-	-	-	-	-	-	-	-	-	-	-
CO		-	-	-	-	-	-	-	-	-	-	-	-	-
Promotion and Marketing of Industrial Technologies and Services		-	-	-	-	-	-	-	-	-	-	-	-	-
PS		-	-	-	-	-	-	-	-	-	-	-	-	-
MOOE		-	-	-	-	-	-	-	-	-	-	-	-	-
CO		-	-	-	-	-	-	-	-	-	-	-	-	-
INDUSTRIAL TECHNOLOGY TECHNICAL SERVICES PROGRAM		17,476,780.33	-	17,476,780.33	17,476,780.33	-	-	-	17,476,780.33	2,902,026.32	7,570,762.74	1,392,492.61	2,908,423.71	14,773,705.38
Testing and Analysis of Materials/Products, Calibration Instruments and Apparatus and other Technical Services	310300100001	263,662.67	-	263,662.67	263,662.67	-	-	-	263,662.67	231,376.46	28,940.96	1,700.00	20.36	262,037.78
PS		-	-	-	-	-	-	-	-	-	-	-	-	-
MOOE		263,662.67	-	263,662.67	263,662.67	-	-	-	263,662.67	231,376.46	28,940.96	1,700.00	20.36	262,037.78
CO		-	-	-	-	-	-	-	-	-	-	-	-	-
Locally-Funded Project(s)		17,213,117.66	-	17,213,117.66	17,213,117.66	-	-	-	17,213,117.66	2,670,649.86	7,541,821.78	1,390,792.61	2,908,403.35	14,511,667.60
Enhancing the Competence and Capability of the National Metrology Laboratories of the Philippines	310300200001	17,213,117.66	-	17,213,117.66	17,213,117.66	-	-	-	17,213,117.66	2,670,649.86	7,541,821.78	1,390,792.61	2,908,403.35	14,511,667.60
PS		-	-	-	-	-	-	-	-	-	-	-	-	-
MOOE		11,517,832.30	-	11,517,832.30	11,517,832.30	-	-	-	11,517,832.30	2,306,133.86	4,229,767.78	1,239,592.61	1,196,783.35	8,972,277.60
CO		5,695,285.36	-	5,695,285.36	5,695,285.36	-	-	-	5,695,285.36	364,516.00	3,312,054.00	151,200.00	1,711,620.00	5,539,390.00
Subtotal, Agency Specific Budget		24,699,390.97	-	24,699,390.97	24,699,390.97	-	-	-	24,699,390.97	8,026,154.44	7,427,963.48	1,864,032.72	4,598,445.76	21,916,596.40
PS		-	-	-	-	-	-	-	-	-	-	-	-	-
MOOE		18,834,300.71	-	18,834,300.71	18,834,300.71	-	-	-	18,834,300.71	7,561,728.44	4,115,909.48	1,712,832.72	2,886,825.76	16,277,296.40
CO		5,865,090.26	-	5,865,090.26	5,865,090.26	-	-	-	5,865,090.26	464,426.00	3,312,054.00	151,200.00	1,711,620.00	5,639,300.00
II. Automatic Appropriations		-	-	-	-	-	-	-	-	-	-	-	-	-
General Administration and Support		-	-	-	-	-	-	-	-	-	-	-	-	-
General Administration and Supervision		-	-	-	-	-	-	-	-	-	-	-	-	-
PS		-	-	-	-	-	-	-	-	-	-	-	-	-
Evaluation, Coordination and Monitoring of Industrial Programs/Projects and Management Information System		-	-	-	-	-	-	-	-	-	-	-	-	-
PS		-	-	-	-	-	-	-	-	-	-	-	-	-
Operations		-	-	-	-	-	-	-	-	-	-	-	-	-
OO: Increased benefits to Filipinos from scientific knowledge and technologies for industry and competitiveness		-	-	-	-	-	-	-	-	-	-	-	-	-
INDUSTRIAL TECHNOLOGY RESEARCH AND DEVELOPMENT		-	-	-	-	-	-	-	-	-	-	-	-	-
Research and Development of Technologies in Industrial Manufacturing, Mineral Processing and Energy		-	-	-	-	-	-	-	-	-	-	-	-	-
PS		-	-	-	-	-	-	-	-	-	-	-	-	-

STATEMENT OF APPROPRIATIONS, ALLOTMENTS, OBLIGATIONS DISBURSEMENTS AND BALANCES
As of the Quarter Ending December 31, 2019

Department : Department of Science and Technology
Agency : Industrial Technology Development Institute (ITDI)
OU :
Org. Code : 190050000000

	Current Year Appropriations
	Supplemental Appropriations
X	Continuing Appropriations

Particulars	UACS CODE	Appropriations			Allotments					Current Year Obligations				
		Authorize Appropriation	Adjustments (Transfer To)(From, Realignment)	Adjusted Appropriations	Allotments Received	Adjustments (Withdrawal, Realignment)	Transfer To	Transfer From	Adjusted Total Allotments	1st Quarter Ending March 31	2nd Quarter Ending June 30	3rd Quarter Ending Sept. 30	4th Quarter Ending Dec. 31	Total
1	2	3	4	5=3+4	6	7	8	9	10=[(6+(-)7)-8+9]	11	12	13	14	15=(11+12+13+14)
INDUSTRIAL TECHNOLOGY TRANSFER PROGRAM		-	-	-	-	-	-	-	-	-	-	-	-	-
Promotion and Marketing of Industrial Technologies and Services		-	-	-	-	-	-	-	-	-	-	-	-	-
PS		-	-	-	-	-	-	-	-	-	-	-	-	-
INDUSTRIAL TECHNOLOGY TECHNICAL SERVICES PROGRAM		-	-	-	-	-	-	-	-	-	-	-	-	-
Testing and Analysis of Materials/Products, Calibration Instruments and Apparatus and other Technical Services		-	-	-	-	-	-	-	-	-	-	-	-	-
PS		-	-	-	-	-	-	-	-	-	-	-	-	-
Subtotal, Automatic Appropriations		-	-	-	-	-	-	-	-	-	-	-	-	-
PS		-	-	-	-	-	-	-	-	-	-	-	-	-
III. Special Purpose Funds														
Miscellaneous Personnel Benefits Fund (MPBF)		-	-	-	-	-	-	-	-	-	-	-	-	-
PS		-	-	-	-	-	-	-	-	-	-	-	-	-
Pension and Gratuity Fund (PGF)		-	-	-	-	-	-	-	-	-	-	-	-	-
PS		-	-	-	-	-	-	-	-	-	-	-	-	-
Calamity Fund (Bangon Marawi)		3,406,250.64	-	3,406,250.64	3,406,250.64	-	-	-	3,406,250.64	326,285.77	1,554,557.59	1,034,687.58	347,476.18	3,263,007.12
MOOE		3,245,025.61	-	3,245,025.61	3,245,025.61	-	-	-	3,245,025.61	326,285.77	1,442,557.59	1,034,687.58	347,476.18	3,151,007.12
CO		161,225.03	-	161,225.03	161,225.03	-	-	-	161,225.03	-	112,000.00	-	-	112,000.00
Subtotal, Special Purpose Funds		3,406,250.64	-	3,406,250.64	3,406,250.64	-	-	-	3,406,250.64	326,285.77	1,554,557.59	1,034,687.58	347,476.18	3,263,007.12
PS		-	-	-	-	-	-	-	-	-	-	-	-	-
MOOE		3,245,025.61	-	3,245,025.61	3,245,025.61	-	-	-	3,245,025.61	326,285.77	1,442,557.59	1,034,687.58	347,476.18	3,151,007.12
CO		161,225.03	-	161,225.03	161,225.03	-	-	-	161,225.03	-	112,000.00	-	-	112,000.00
GRAND TOTAL		28,105,641.61	-	28,105,641.61	28,105,641.61	-	-	-	28,105,641.61	8,352,440.21	8,982,521.07	2,898,720.30	4,945,921.94	25,179,603.52
PS		-	-	-	-	-	-	-	-	-	-	-	-	-
MOOE		22,079,326.32	-	22,079,326.32	22,079,326.32	-	-	-	22,079,326.32	7,888,014.21	5,558,467.07	2,747,520.30	3,234,301.94	19,428,303.52
CO		6,026,315.29	-	6,026,315.29	6,026,315.29	-	-	-	6,026,315.29	464,426.00	3,424,054.00	151,200.00	1,711,620.00	5,751,300.00
Certified Correct:		Certified Correct:		Recommending Approval:		Approved by:								
 ERIC M. CHARLON AO V		 SOLEDAD S. REYES Accountant IV		 DR. JANET F. QUIZON Chief, FMD		 DR. ANNABELLE V. BRIONES Director								
Date:		Date:		Date:		Date:								

Note: 3rd Quarter Disbursement was Revised.
P759,340.52 should be under Accounts Payable for Prior Years

STATEMENT OF APPROPRIATIONS, ALLOTMENTS, OBLIGATIONS DISBURSEMENTS AND BALANCES
As of the Quarter Ending December 31, 2019

FAR No. 1

Department : Department of Science and Technology
Agency : Industrial Technology Development Institute (ITDI)
OU :
Org. Code : 190050000000

	Current Year Appropriations
	Supplemental Appropriations
X	Continuing Appropriations

Particulars	UACS CODE	Current Year Disbursements					Balances			
		1st Quarter Ending March 31	2nd Quarter Ending June 30	3rd Quarter Ending Sept. 30	4th Quarter Ending Dec. 31	Total	Unreleased Appropriations	Unobligated Allotment	Unpaid Obligations	
									Due and Demandable	Not Yet Due and Demandable
1	2	16	17	18	19	20=(16+17+18+19)	21=(5-10)	22=(10-15)	23	24
I. Agency Specific Budget										
General Administration and Support		295,130.76	6,100.00	(1,070.00)	-	300,160.76	-	2,347.42	-	812.92
General Administration and Supervision	100000100001	295,130.76	6,100.00	(2,060.00)	-	299,170.76	-	210.46	-	812.92
PS		-	-	-	-	-	-	-	-	-
MOOE		295,130.76	6,100.00	(2,060.00)	-	299,170.76	-	210.46	-	812.92
CO		-	-	-	-	-	-	-	-	-
Administration of Personnel Benefits		-	-	-	-	-	-	-	-	-
PS		-	-	-	-	-	-	-	-	-
MOOE		-	-	-	-	-	-	-	-	-
CO		-	-	-	-	-	-	-	-	-
Evaluation, Coordination and Monitoring of Industrial Programs/Projects and Management Information System		-	-	990.00	-	990.00	-	2,136.96	-	-
PS		-	-	-	-	-	-	-	-	-
MOOE		-	-	990.00	-	990.00	-	2,136.96	-	-
CO		-	-	-	-	-	-	-	-	-
Operations		3,916,209.04	1,448,296.56	5,360,968.39	2,345,702.37	13,071,176.36	-	2,780,447.15	610,676.71	7,933,769.65
OO: Increased benefits to Filipinos from scientific knowledge and technologies for industry and competitiveness		3,916,209.04	1,448,296.56	5,360,968.39	2,345,702.37	13,071,176.36	-	2,780,447.15	610,676.71	7,933,769.65
INDUSTRIAL TECHNOLOGY RESEARCH AND DEVELOPMENT		3,759,787.42	248,547.78	186,339.92	1,215,577.01	5,410,252.13	-	77,372.20	133,486.51	1,298,178.70
Research and Development of Technologies in Industrial Manufacturing, Mineral Processing and Energy	310100100001	3,746,227.42	171,204.52	6,310.00	885,347.79	4,809,089.73	-	70,449.76	133,486.51	1,037,373.81
PS		-	-	-	-	-	-	-	-	-
MOOE		3,746,227.42	71,294.52	6,310.00	885,347.79	4,709,179.73	-	554.86	133,486.51	1,037,373.81
CO		-	99,910.00	-	-	99,910.00	-	69,894.90	-	-
Locally-Funded Project(s)		13,560.00	77,343.26	180,029.92	330,229.22	601,162.40	-	6,922.44	-	260,804.89
Repair/Renovation and Maintenance of ITDI Buildings and Facilities		-	-	-	-	-	-	-	-	-
PS		-	-	-	-	-	-	-	-	-
MOOE		-	-	-	-	-	-	-	-	-
CO		-	-	-	-	-	-	-	-	-
Modular Multi-Industry Innovation Center	310100200002	13,560.00	77,343.26	180,029.92	330,229.22	601,162.40	-	6,922.44	-	260,804.89
PS		-	-	-	-	-	-	-	-	-
MOOE		13,560.00	77,343.26	180,029.92	330,229.22	601,162.40	-	6,922.44	-	260,804.89
CO		-	-	-	-	-	-	-	-	-

STATEMENT OF APPROPRIATIONS, ALLOTMENTS, OBLIGATIONS DISBURSEMENTS AND BALANCES
As of the Quarter Ending December 31, 2019

FAR No. 1

Department : Department of Science and Technology
Agency : Industrial Technology Development Institute (ITDI)
OU :
Org. Code : 190050000000

	Current Year Appropriations
	Supplemental Appropriations
X	Continuing Appropriations



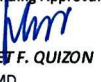

Particulars	UACS CODE	Current Year Disbursements					Balances			
		1st Quarter Ending March 31	2nd Quarter Ending June 30	3rd Quarter Ending Sept. 30	4th Quarter Ending Dec. 31	Total	Unreleased Appropriations	Unobligated Allotment	Unpaid Obligations	
									Due and Demandable	Not Yet Due and Demandable
1	2	16	17	18	19	20=(16+17+18+19)	21=(5-10)	22=(10-15)	23	24
INDUSTRIAL TECHNOLOGY TRANSFER PROGRAM		-	-	-	-	-	-	-	-	-
Transfer of Technologies in Industrial Manufacturing, Mineral Processing and Energy		-	-	-	-	-	-	-	-	-
PS		-	-	-	-	-	-	-	-	-
MOOE		-	-	-	-	-	-	-	-	-
CO		-	-	-	-	-	-	-	-	-
Promotion and Marketing of Industrial Technologies and Services		-	-	-	-	-	-	-	-	-
PS		-	-	-	-	-	-	-	-	-
MOOE		-	-	-	-	-	-	-	-	-
CO		-	-	-	-	-	-	-	-	-
INDUSTRIAL TECHNOLOGY TECHNICAL SERVICES PROGRAM		156,421.62	1,199,748.78	5,174,628.47	1,130,125.36	7,660,924.23	-	2,703,074.95	477,190.20	6,635,590.95
Testing and Analysis of Materials/Products, Calibration Instruments and Apparatus and other Technical Services	310300100001	71,168.46	112,827.52	53,430.58	10,201.94	247,628.50	-	1,624.89	-	14,409.28
PS		-	-	-	-	-	-	-	-	-
MOOE		71,168.46	112,827.52	53,430.58	10,201.94	247,628.50	-	1,624.89	-	14,409.28
CO		-	-	-	-	-	-	-	-	-
Locally-Funded Project(s)		85,253.16	1,086,921.26	5,121,197.89	1,119,923.42	7,413,295.73	-	2,701,450.06	477,190.20	6,621,181.67
Enhancing the Competence and Capability of the National Metrology Laboratories of the Philippines	310300200001	85,253.16	1,086,921.26	5,121,197.89	1,119,923.42	7,413,295.73	-	2,701,450.06	477,190.20	6,621,181.67
PS		-	-	-	-	-	-	-	-	-
MOOE		85,253.16	1,037,558.26	4,482,817.86	665,483.42	6,271,112.70	-	2,545,554.70	477,190.20	2,223,974.70
CO		-	49,363.00	638,380.03	454,440.00	1,142,183.03	-	155,895.36	-	4,397,206.97
Subtotal, Agency Specific Budget		4,211,339.80	1,454,396.56	5,359,898.39	2,345,702.37	13,371,337.12	-	2,782,794.57	610,676.71	7,934,582.57
PS		-	-	-	-	-	-	-	-	-
MOOE		4,211,339.80	1,305,123.56	4,721,518.36	1,891,262.37	12,129,244.09	-	2,557,004.31	610,676.71	3,537,375.60
CO		-	149,273.00	638,380.03	454,440.00	1,242,093.03	-	225,790.26	-	4,397,206.97
II. Automatic Appropriations		-	-	-	-	-	-	-	-	-
General Administration and Support		-	-	-	-	-	-	-	-	-
General Administration and Supervision		-	-	-	-	-	-	-	-	-
PS		-	-	-	-	-	-	-	-	-
Evaluation, Coordination and Monitoring of Industrial Programs/Projects and Management Information System		-	-	-	-	-	-	-	-	-
PS		-	-	-	-	-	-	-	-	-
Operations		-	-	-	-	-	-	-	-	-
OO: Increased benefits to Filipinos from scientific knowledge and technologies for industry and competitiveness		-	-	-	-	-	-	-	-	-
INDUSTRIAL TECHNOLOGY RESEARCH AND DEVELOPMENT		-	-	-	-	-	-	-	-	-
Research and Development of Technologies in Industrial Manufacturing, Mineral Processing and Energy		-	-	-	-	-	-	-	-	-
PS		-	-	-	-	-	-	-	-	-

STATEMENT OF APPROPRIATIONS, ALLOTMENTS, OBLIGATIONS DISBURSEMENTS AND BALANCES
As of the Quarter Ending December 31, 2019

FAR No. 1

Department : Department of Science and Technology
Agency : Industrial Technology Development Institute (ITDI)
OU :
Org. Code : 190050000000

	Current Year Appropriations
	Supplemental Appropriations
X	Continuing Appropriations

Particulars	UACS CODE	Current Year Disbursements					Balances			
		1st Quarter Ending March 31	2nd Quarter Ending June 30	3rd Quarter Ending Sept. 30	4th Quarter Ending Dec. 31	Total	Unreleased Appropriations	Unobligated Allotment	Unpaid Obligations	
									Due and Demandable	Not Yet Due and Demandable
1	2	16	17	18	19	20=(16+17+18+19)	21=(5-10)	22=(10-15)	23	24
INDUSTRIAL TECHNOLOGY TRANSFER PROGRAM		-	-	-	-	-	-	-	-	-
Promotion and Marketing of Industrial Technologies and Services		-	-	-	-	-	-	-	-	-
PS		-	-	-	-	-	-	-	-	-
INDUSTRIAL TECHNOLOGY TECHNICAL SERVICES PROGRAM		-	-	-	-	-	-	-	-	-
Testing and Analysis of Materials/Products, Calibration Instruments and Apparatus and other Technical Services		-	-	-	-	-	-	-	-	-
PS		-	-	-	-	-	-	-	-	-
Subtotal, Automatic Appropriations		-	-	-	-	-	-	-	-	-
PS		-	-	-	-	-	-	-	-	-
III. Special Purpose Funds										
Miscellaneous Personnel Benefits Fund (MPBF)		-	-	-	-	-	-	-	-	-
PS		-	-	-	-	-	-	-	-	-
Pension and Gratuity Fund (PGF)		-	-	-	-	-	-	-	-	-
PS		-	-	-	-	-	-	-	-	-
Calamity Fund (Bangon Marawi)		244,893.85	1,119,423.28	1,310,027.26	380,773.06	3,055,117.45	-	143,243.52	154,700.06	53,189.61
MOOE		244,893.85	1,119,423.28	1,198,027.26	380,773.06	2,943,117.45	-	94,018.49	154,700.06	53,189.61
CO		-	-	112,000.00	-	112,000.00	-	49,225.03	-	-
Subtotal, Special Purpose Funds		244,893.85	1,119,423.28	1,310,027.26	380,773.06	3,055,117.45	-	143,243.52	154,700.06	53,189.61
PS		-	-	-	-	-	-	-	-	-
MOOE		244,893.85	1,119,423.28	1,198,027.26	380,773.06	2,943,117.45	-	94,018.49	154,700.06	53,189.61
CO		-	-	112,000.00	-	112,000.00	-	49,225.03	-	-
GRAND TOTAL		4,456,233.65	2,573,819.84	6,669,925.65	2,726,475.43	16,426,454.57	-	2,926,038.09	765,376.77	7,987,772.18
PS		-	-	-	-	-	-	-	-	-
MOOE		4,456,233.65	2,424,546.84	5,919,545.62	2,272,035.43	15,072,361.54	-	2,651,022.80	765,376.77	3,590,565.21
CO		-	149,273.00	750,380.03	454,440.00	1,354,093.03	-	275,015.29	-	4,397,206.97
Certified Correct:		Certified Correct:		Recommending Approval:		Approved by:				
 ERIC M. CHARLON AO V Date:		 SOLEDAD S. REYES Accountant IV Date:		 DR. JANET F. QUIZON Chief, FMD Date:		 DR. ANNABELLE V. BRIONES Director Date:				

Note: 3rd Quarter Disbursement was Revised.
P759,340.52 should be under Accounts Payable for Prior Y.

STATEMENT OF APPROPRIATIONS, ALLOTMENTS, OBLIGATIONS DISBURSEMENTS AND BALANCES
As of the Quarter Ending December 31, 2019

FAR No. 1

Department : Department of Science and Technology
Agency : Industrial Technology Development Institute (ITDI)
OU :
Org. Code : 190050000000

X	Current Year Appropriations
	Supplemental Appropriations
	Continuing Appropriations

Particulars	UACS CODE	Appropriations			Allotments					Current Year Obligations				
		Authorize Appropriation	Adjustments (Transfer (To)(From, Realignment)	Adjusted Appropriations	Allotments Received	Adjustments (Withdrawal, Realignment)	Transfer To	Transfer From	Adjusted Total Allotments	1st Quarter Ending March 31	2nd Quarter Ending June 30	3rd Quarter Ending Sept. 30	4th Quarter Ending Dec. 31	Total
1	2	3	4	5=3+4	6	7	8	9	10={6+(-)-7}-8+9	11	12	13	14	15=(11+12+13+14)
I. Agency Specific Budget														
General Administration and Support	100000100001	99,445,000.00	-	99,445,000.00	98,326,616.00	-	-	-	98,326,616.00	18,484,588.92	24,827,298.68	28,502,347.28	22,495,004.86	94,309,239.74
General Administration and Supervision		88,646,000.00	-	88,646,000.00	88,646,000.00	-	-	-	88,646,000.00	16,946,627.53	22,526,766.52	25,029,456.65	20,688,483.62	85,191,334.32
PS		80,018,000.00	-	80,018,000.00	80,018,000.00	-	-	-	80,018,000.00	15,724,937.97	19,212,381.82	22,883,288.04	20,066,071.51	77,886,679.34
MOOE		7,328,000.00	-	7,328,000.00	7,328,000.00	-	-	-	7,328,000.00	1,221,689.56	3,314,384.70	2,146,168.61	622,412.11	7,304,654.98
CO		1,300,000.00	-	1,300,000.00	1,300,000.00	-	-	-	1,300,000.00	-	-	-	-	-
Administration of Personnel Benefits		2,428,000.00	-	2,428,000.00	1,309,616.00	-	-	-	1,309,616.00	-	-	1,309,615.38	-	1,309,615.38
PS		2,428,000.00	-	2,428,000.00	1,309,616.00	-	-	-	1,309,616.00	-	-	1,309,615.38	-	1,309,615.38
MOOE		-	-	-	-	-	-	-	-	-	-	-	-	-
CO		-	-	-	-	-	-	-	-	-	-	-	-	-
Evaluation, Coordination and Monitoring of Industrial Programs/Projects and Management Information System	100000100003	8,371,000.00	-	8,371,000.00	8,371,000.00	-	-	-	8,371,000.00	1,537,961.39	2,300,532.16	2,163,275.25	1,806,521.24	7,808,290.04
PS		8,149,000.00	-	8,149,000.00	8,149,000.00	-	-	-	8,149,000.00	1,502,057.39	2,262,459.15	2,136,589.98	1,725,204.02	7,626,310.54
MOOE		222,000.00	-	222,000.00	222,000.00	-	-	-	222,000.00	35,904.00	38,073.01	26,685.27	81,317.22	181,979.50
CO		-	-	-	-	-	-	-	-	-	-	-	-	-
Operations		430,536,000.00	-	430,536,000.00	430,536,000.00	-	-	-	430,536,000.00	65,603,021.73	119,273,112.87	63,360,928.26	143,487,184.04	391,724,246.90
OO: Increased benefits to Filipinos from scientific knowledge and technologies for industry and competitiveness		430,536,000.00	-	430,536,000.00	430,536,000.00	-	-	-	430,536,000.00	65,603,021.73	119,273,112.87	63,360,928.26	143,487,184.04	391,724,246.90
INDUSTRIAL TECHNOLOGY RESEARCH AND DEVELOPMENT	310100100001	153,610,000.00	-	153,610,000.00	153,610,000.00	-	-	-	153,610,000.00	16,429,501.54	34,039,572.81	27,304,619.26	75,484,740.35	153,258,433.96
Research and Development of Technologies in Industrial Manufacturing, Mineral Processing and Energy		113,610,000.00	-	113,610,000.00	113,610,000.00	-	-	-	113,610,000.00	16,429,501.54	33,467,312.73	27,304,619.26	36,329,764.75	113,531,198.28
PS		79,048,000.00	8,100,000.00	87,148,000.00	79,048,000.00	8,100,000.00	-	-	87,148,000.00	15,107,393.24	22,694,217.69	21,335,488.58	27,934,889.55	87,071,989.06
MOOE		34,562,000.00	(8,100,000.00)	26,462,000.00	34,562,000.00	(8,100,000.00)	-	-	26,462,000.00	1,322,108.30	10,773,095.04	5,969,130.68	8,394,875.20	26,459,209.22
CO		-	-	-	-	-	-	-	-	-	-	-	-	-
Locally-Funded Project(s)	310100200001	40,000,000.00	-	40,000,000.00	40,000,000.00	-	-	-	40,000,000.00	-	572,260.08	-	39,154,975.60	39,727,235.68
Repair/Renovation and Maintenance of ITDI Buildings and Facilities		40,000,000.00	-	40,000,000.00	40,000,000.00	-	-	-	40,000,000.00	-	572,260.08	-	39,154,975.60	39,727,235.68
PS		-	-	-	-	-	-	-	-	-	-	-	-	-
MOOE		-	-	-	-	-	-	-	-	-	-	-	-	-
CO	310200100001	40,000,000.00	-	40,000,000.00	40,000,000.00	-	-	-	40,000,000.00	-	572,260.08	-	39,154,975.60	39,727,235.68
INDUSTRIAL TECHNOLOGY TRANSFER PROGRAM		43,084,000.00	-	43,084,000.00	43,084,000.00	-	-	-	43,084,000.00	4,715,536.63	7,676,948.26	6,986,992.54	14,916,003.85	34,295,481.28
Transfer of Technologies in Industrial Manufacturing, Mineral Processing and Energy		176,000.00	-	176,000.00	176,000.00	-	-	-	176,000.00	72,258.60	55,798.98	45,308.95	2,608.67	175,975.20
PS		-	-	-	-	-	-	-	-	-	-	-	-	-
MOOE	310200100002	176,000.00	-	176,000.00	176,000.00	-	-	-	176,000.00	72,258.60	55,798.98	45,308.95	2,608.67	175,975.20
CO		-	-	-	-	-	-	-	-	-	-	-	-	-
Promotion and Marketing of Industrial Technologies and Services		22,908,000.00	-	22,908,000.00	22,908,000.00	-	-	-	22,908,000.00	4,643,278.03	7,621,149.28	6,841,683.59	3,791,688.78	22,897,799.68
PS		21,491,000.00	-	21,491,000.00	21,491,000.00	-	-	-	21,491,000.00	4,583,381.70	7,122,127.64	6,503,375.57	3,280,475.17	21,489,360.08
MOOE		1,417,000.00	-	1,417,000.00	1,417,000.00	-	-	-	1,417,000.00	59,896.33	499,021.64	338,308.02	511,213.61	1,408,439.60
CO		-	-	-	-	-	-	-	-	-	-	-	-	-

STATEMENT OF APPROPRIATIONS, ALLOTMENTS, OBLIGATIONS DISBURSEMENTS AND BALANCES
As of the Quarter Ending December 31, 2019

Department : Department of Science and Technology
Agency : Industrial Technology Development Institute (ITDI)
OU :
Org. Code : 190050000000

X	Current Year Appropriations
	Supplemental Appropriations
	Continuing Appropriations





Particulars	UACS CODE	Appropriations			Allotments					Current Year Obligations				
		Authorize Appropriation	Adjustments (Transfer To)(From, Realignment)	Adjusted Appropriations	Allotments Received	Adjustments (Withdrawal, Realignment)	Transfer To	Transfer From	Adjusted Total Allotments	1st Quarter Ending March 31	2nd Quarter Ending June 30	3rd Quarter Ending Sept. 30	4th Quarter Ending Dec. 31	Total
1	2	3	4	5=3+4	6	7	8	9	10=[(6+(-)7)-8+9]	11	12	13	14	15=[11+12+13+14]
Locally-Funded Project(s)		20,000,000.00	-	20,000,000.00	20,000,000.00	-	-	-	20,000,000.00	-	-	100,000.00	11,121,706.40	11,221,706.40
Brick-making Facility for the Province of Antique	310200200001	20,000,000.00	-	20,000,000.00	20,000,000.00	-	-	-	20,000,000.00	-	-	100,000.00	11,121,706.40	11,221,706.40
PS		-	-	-	-	-	-	-	-	-	-	-	-	-
MOOE		10,000,000.00	-	10,000,000.00	10,000,000.00	-	-	-	10,000,000.00	-	-	100,000.00	7,202,528.15	7,302,528.15
CO		10,000,000.00	-	10,000,000.00	10,000,000.00	-	-	-	10,000,000.00	-	-	-	3,919,178.25	3,919,178.25
INDUSTRIAL TECHNOLOGY TECHNICAL SERVICES PROGRAM		233,842,000.00	-	233,842,000.00	233,842,000.00	-	-	-	233,842,000.00	44,457,983.56	77,556,591.80	29,069,316.46	53,086,439.84	204,170,331.66
Testing and Analysis of Materials/Products, Calibration Instruments and Apparatus and other Technical Services	310300100001	52,151,000.00	-	52,151,000.00	52,151,000.00	-	-	-	52,151,000.00	10,088,137.77	17,416,963.90	13,711,607.98	10,832,572.42	52,049,282.07
PS		44,185,000.00	-	44,185,000.00	44,185,000.00	-	-	-	44,185,000.00	8,764,882.03	13,380,855.43	12,191,387.11	9,840,215.28	44,177,339.85
MOOE		7,966,000.00	-	7,966,000.00	7,966,000.00	-	-	-	7,966,000.00	1,323,255.74	4,036,108.47	1,520,220.87	992,357.14	7,871,942.22
CO		-	-	-	-	-	-	-	-	-	-	-	-	-
Locally-Funded Project(s)		181,691,000.00	-	181,691,000.00	181,691,000.00	-	-	-	181,691,000.00	34,369,845.79	60,139,627.90	15,357,708.48	42,253,867.42	152,121,049.59
Enhancing the Competence and Capability of the National Metrology Laboratories of the Philippines	310300200001	181,691,000.00	-	181,691,000.00	181,691,000.00	-	-	-	181,691,000.00	34,369,845.79	60,139,627.90	15,357,708.48	42,253,867.42	152,121,049.59
PS		-	-	-	-	-	-	-	-	-	-	-	-	-
MOOE		50,109,000.00	-	50,109,000.00	50,109,000.00	-	-	-	50,109,000.00	5,694,403.79	4,070,912.66	9,537,708.48	11,516,939.65	30,819,964.58
CO		131,582,000.00	-	131,582,000.00	131,582,000.00	-	-	-	131,582,000.00	28,675,442.00	56,068,715.24	5,820,000.00	30,736,927.77	121,301,085.01
Subtotal, Agency Specific Budget		529,981,000.00	-	529,981,000.00	528,862,616.00	-	-	-	528,862,616.00	84,087,610.65	144,100,411.55	91,863,275.54	165,982,188.90	486,033,486.64
PS		235,319,000.00	8,100,000.00	243,419,000.00	234,200,616.00	8,100,000.00	-	-	242,300,616.00	45,682,652.33	64,672,041.73	66,359,744.66	62,846,855.53	239,561,294.25
MOOE		111,780,000.00	(8,100,000.00)	103,680,000.00	111,780,000.00	(8,100,000.00)	-	-	103,680,000.00	9,729,516.32	22,787,394.50	19,683,530.88	29,324,251.75	81,524,693.45
CO		182,882,000.00	-	182,882,000.00	182,882,000.00	-	-	-	182,882,000.00	28,675,442.00	56,640,975.32	5,820,000.00	73,811,081.62	164,947,498.94
II. Automatic Appropriations														
General Administration and Support	100000100001	2,565,000.00	-	2,565,000.00	2,565,000.00	-	-	-	2,565,000.00	580,369.58	672,373.49	630,670.25	661,288.06	2,544,701.38
General Administration and Supervision		1,807,000.00	-	1,807,000.00	1,807,000.00	-	-	-	1,807,000.00	420,917.76	484,267.73	454,871.81	446,942.70	1,807,000.00
PS		1,807,000.00	-	1,807,000.00	1,807,000.00	-	-	-	1,807,000.00	420,917.76	484,267.73	454,871.81	446,942.70	1,807,000.00
Evaluation, Coordination and Monitoring of Industrial Programs/Projects and Management Information System	100000100003	758,000.00	-	758,000.00	758,000.00	-	-	-	758,000.00	159,451.82	188,105.76	175,798.44	214,345.36	737,701.38
PS		758,000.00	-	758,000.00	758,000.00	-	-	-	758,000.00	159,451.82	188,105.76	175,798.44	214,345.36	737,701.38
Operations		13,484,000.00	-	13,484,000.00	13,484,000.00	-	-	-	13,484,000.00	3,145,026.27	3,604,868.85	3,375,720.31	3,343,453.08	13,469,068.51
OO: Increased benefits to Filipinos from scientific knowledge and technologies for industry and competitiveness		13,484,000.00	-	13,484,000.00	13,484,000.00	-	-	-	13,484,000.00	3,145,026.27	3,604,868.85	3,375,720.31	3,343,453.08	13,469,068.51
INDUSTRIAL TECHNOLOGY RESEARCH AND DEVELOPMENT		7,362,000.00	-	7,362,000.00	7,362,000.00	-	-	-	7,362,000.00	1,651,853.52	1,879,377.66	1,770,798.27	2,059,970.55	7,362,000.00
Research and Development of Technologies in Industrial Manufacturing, Mineral Processing and Energy	310100100001	7,362,000.00	-	7,362,000.00	7,362,000.00	-	-	-	7,362,000.00	1,651,853.52	1,879,377.66	1,770,798.27	2,059,970.55	7,362,000.00
PS		7,362,000.00	-	7,362,000.00	7,362,000.00	-	-	-	7,362,000.00	1,651,853.52	1,879,377.66	1,770,798.27	2,059,970.55	7,362,000.00
INDUSTRIAL TECHNOLOGY TRANSFER PROGRAM		1,994,000.00	-	1,994,000.00	1,994,000.00	-	-	-	1,994,000.00	510,773.72	615,374.83	564,563.82	303,287.63	1,994,000.00
Promotion and Marketing of Industrial Technologies and Services	310200100002	1,994,000.00	-	1,994,000.00	1,994,000.00	-	-	-	1,994,000.00	510,773.72	615,374.83	564,563.82	303,287.63	1,994,000.00
PS		1,994,000.00	-	1,994,000.00	1,994,000.00	-	-	-	1,994,000.00	510,773.72	615,374.83	564,563.82	303,287.63	1,994,000.00
INDUSTRIAL TECHNOLOGY TECHNICAL SERVICES PROGRAM		4,128,000.00	-	4,128,000.00	4,128,000.00	-	-	-	4,128,000.00	982,399.03	1,110,116.36	1,040,358.22	980,194.90	4,113,068.51
Testing and Analysis of Materials/Products, Calibration Instruments and Apparatus and other Technical Services	310300100001	4,128,000.00	-	4,128,000.00	4,128,000.00	-	-	-	4,128,000.00	982,399.03	1,110,116.36	1,040,358.22	980,194.90	4,113,068.51
PS		4,128,000.00	-	4,128,000.00	4,128,000.00	-	-	-	4,128,000.00	982,399.03	1,110,116.36	1,040,358.22	980,194.90	4,113,068.51

STATEMENT OF APPROPRIATIONS, ALLOTMENTS, OBLIGATIONS DISBURSEMENTS AND BALANCES
As of the Quarter Ending December 31, 2019

FAR No. 1

Department : Department of Science and Technology
Agency : Industrial Technology Development Institute (ITDI)
OU :
Org. Code : 190050000000

X	Current Year Appropriations
	Supplemental Appropriations
	Continuing Appropriations

Particulars	UACS CODE	Appropriations			Allotments					Current Year Obligations				
		Authorize Appropriation	Adjustments (Transfer To)(From, Realignment)	Adjusted Appropriations	Allotments Received	Adjustments (Withdrawal, Realignment)	Transfer To	Transfer From	Adjusted Total Allotments	1st Quarter Ending March 31	2nd Quarter Ending June 30	3rd Quarter Ending Sept. 30	4th Quarter Ending Dec. 31	Total
1	2	3	4	5=3+4	6	7	8	9	10=[(6+(-)7)-8+9]	11	12	13	14	15=[(11+12+13+14)]
Subtotal, Automatic Appropriations		16,049,000.00	-	16,049,000.00	16,049,000.00	-	-	-	16,049,000.00	3,725,395.85	4,277,242.34	4,006,390.56	4,004,741.14	16,013,769.89
PS		16,049,000.00	-	16,049,000.00	16,049,000.00	-	-	-	16,049,000.00	3,725,395.85	4,277,242.34	4,006,390.56	4,004,741.14	16,013,769.89
III. Special Purpose Funds														
Miscellaneous Personnel Benefits Fund (MPBF)		-	-	-	-	-	-	-	-	-	-	-	-	-
PS		-	-	-	-	-	-	-	-	-	-	-	-	-
Pension and Gratuity Fund (PGF)		-	1,537,901.00	1,537,901.00	1,537,901.00	-	-	-	1,537,901.00	-	789,436.70	748,463.35	-	1,537,900.05
PS		-	1,537,901.00	1,537,901.00	1,537,901.00	-	-	-	1,537,901.00	-	789,436.70	748,463.35	-	1,537,900.05
Calamity Fund (Bangon Marawi)		-	-	-	-	-	-	-	-	-	-	-	-	-
MOOE		-	-	-	-	-	-	-	-	-	-	-	-	-
CO		-	-	-	-	-	-	-	-	-	-	-	-	-
Subtotal, Special Purpose Funds		-	1,537,901.00	1,537,901.00	1,537,901.00	-	-	-	1,537,901.00	-	789,436.70	748,463.35	-	1,537,900.05
PS		-	1,537,901.00	1,537,901.00	1,537,901.00	-	-	-	1,537,901.00	-	789,436.70	748,463.35	-	1,537,900.05
MOOE		-	-	-	-	-	-	-	-	-	-	-	-	-
CO		-	-	-	-	-	-	-	-	-	-	-	-	-
GRAND TOTAL		546,030,000.00	1,537,901.00	547,567,901.00	546,449,517.00	-	-	-	546,449,517.00	87,813,006.50	149,167,090.59	96,618,129.45	169,986,930.04	503,585,156.58
PS		251,368,000.00	9,637,901.00	261,005,901.00	251,787,517.00	8,100,000.00	-	-	259,887,517.00	49,408,048.18	69,738,720.77	71,114,598.57	66,851,596.67	257,112,964.19
MOOE		111,780,000.00	(8,100,000.00)	103,680,000.00	111,780,000.00	(8,100,000.00)	-	-	103,680,000.00	9,729,516.32	22,787,394.50	19,683,530.88	29,324,251.75	81,524,693.45
CO		182,882,000.00	-	182,882,000.00	182,882,000.00	-	-	-	182,882,000.00	28,675,442.00	56,640,975.32	5,820,000.00	73,811,081.62	164,947,498.94
Certified Correct:		Certified Correct:		Recommending Approval:		Approved by:								
														
ERIC M. CHARLON		SOLEDAD S. REYES		DR. JANET F. QUIZON		DR. ANNABELLE V. BRIONES								
AOV		Accountant IV		Chief, FMD		Director								
Date:		Date:		Date:		Date:								

STATEMENT OF APPROPRIATIONS, ALLOTMENTS, OBLIGATIONS DISBURSEMENTS AND BALANCES
As of the Quarter Ending December 31, 2019

FAR No. 1

Department : Department of Science and Technology
Agency : Industrial Technology Development Institute (ITDI)
OU :
Org. Code : 190050000000

X	Current Year Appropriations
	Supplemental Appropriations
	Continuing Appropriations

Particulars	UACS CODE	Current Year Disbursements					Balances			
		1st Quarter Ending March 31	2nd Quarter Ending June 30	3rd Quarter Ending Sept. 30	4th Quarter Ending Dec. 31	Total	Unreleased Appropriations	Unobligated Allotment	Unpaid Obligations	
									Due and Demandable	Not Yet Due and Demandable
1	2	16	17	18	19	20=(16+17+18+19)	21=(5-10)	22=(10-15)	23	24
I. Agency Specific Budget										
General Administration and Support	100000100001	18,042,521.50	24,092,345.19	29,189,147.82	22,660,002.67	93,984,017.18	1,118,384.00	4,017,376.26	387,180.68	(61,958.12)
General Administration and Supervision		16,504,560.11	21,816,864.03	25,702,967.46	20,925,070.38	84,949,461.98	-	3,454,665.68	325,748.11	(83,875.77)
PS		15,718,462.12	19,217,007.26	22,881,845.60	19,745,884.56	77,563,199.54	-	2,131,320.66	320,748.11	2,731.69
MOOE		786,097.99	2,599,856.77	2,821,121.86	1,179,185.82	7,386,262.44	-	23,345.02	5,000.00	(86,607.46)
CO		-	-	-	-	-	1,300,000.00	1,300,000.00	-	-
Administration of Personnel Benefits		-	-	1,309,615.38	-	1,309,615.38	1,118,384.00	0.62	-	-
PS		-	-	1,309,615.38	-	1,309,615.38	1,118,384.00	0.62	-	-
MOOE		-	-	-	-	-	-	-	-	-
CO		-	-	-	-	-	-	-	-	-
Evaluation, Coordination and Monitoring of Industrial Programs/Projects and Management Information System	100000100003	1,537,961.39	2,275,481.16	2,176,564.98	1,734,932.29	7,724,939.82	-	562,709.96	61,432.57	21,917.65
PS		1,502,057.39	2,262,459.15	2,136,589.98	1,725,204.02	7,626,310.54	-	522,689.46	-	0.00
MOOE		35,904.00	13,022.01	39,975.00	9,728.27	98,629.28	-	40,020.50	61,432.57	21,917.65
CO		-	-	-	-	-	-	-	-	-
Operations		32,404,866.55	55,056,591.58	61,051,200.51	113,936,153.05	262,448,811.69	-	38,811,753.10	8,693,284.02	120,582,151.19
OO: Increased benefits to Filipinos from scientific knowledge and technologies for industry and competitiveness		32,404,866.55	55,056,591.58	61,051,200.51	113,936,153.05	262,448,811.69	-	38,811,753.10	8,693,284.02	120,582,151.19
INDUSTRIAL TECHNOLOGY RESEARCH AND DEVELOPMENT	310100100001	15,855,468.56	27,619,511.11	25,704,758.57	43,625,642.00	112,805,380.24	-	351,566.04	4,852,982.62	35,600,071.10
Research and Development of Technologies in Industrial Manufacturing, Mineral Processing and Energy		15,855,468.56	27,619,511.11	25,480,690.14	43,277,450.35	112,233,120.16	-	78,801.72	354,307.42	943,770.70
PS		15,086,099.56	22,708,960.40	16,438,744.01	32,678,951.59	86,912,755.56	-	76,010.94	163,969.69	(4,736.19)
MOOE		769,369.00	4,910,550.71	9,041,946.13	10,598,498.76	25,320,364.60	-	2,790.78	190,337.73	948,506.89
CO		-	-	-	-	-	-	-	-	-
Locally-Funded Project(s)	310100200001	-	-	224,068.43	348,191.65	572,260.08	-	272,764.32	4,498,675.20	34,656,300.40
Repair/Renovation and Maintenance of ITDI Buildings and Facilities		-	-	224,068.43	348,191.65	572,260.08	-	272,764.32	4,498,675.20	34,656,300.40
PS		-	-	-	-	-	-	-	-	-
MOOE		-	-	-	-	-	-	-	-	-
CO	310200100001	-	-	224,068.43	348,191.65	572,260.08	-	272,764.32	4,498,675.20	34,656,300.40
INDUSTRIAL TECHNOLOGY TRANSFER PROGRAM		4,603,368.64	7,360,451.84	6,109,638.68	6,046,355.04	24,119,814.20	-	10,225.12	226,887.72	293,349.53
Transfer of Technologies in Industrial Manufacturing, Mineral Processing and Energy		4,653.25	85,336.65	51,082.09	22,597.19	163,669.18	-	24.80	358.67	11,947.35
PS		-	-	-	-	-	-	-	-	-
MOOE	310200100002	4,653.25	85,336.65	51,082.09	22,597.19	163,669.18	-	24.80	358.67	11,947.35
CO		-	-	-	-	-	-	-	-	-
Promotion and Marketing of Industrial Technologies and Services	310200100002	4,598,715.39	7,275,115.19	6,058,556.59	4,457,481.28	22,389,868.45	-	10,200.32	226,529.05	281,402.18
PS		4,578,574.89	7,126,934.45	5,613,914.68	4,169,736.06	21,489,160.08	-	1,639.92	-	200.00
MOOE		20,140.50	148,180.74	444,641.91	287,745.22	900,708.37	-	8,560.40	226,529.05	281,202.18
CO		-	-	-	-	-	-	-	-	-

STATEMENT OF APPROPRIATIONS, ALLOTMENTS, OBLIGATIONS DISBURSEMENTS AND BALANCES
As of the Quarter Ending December 31, 2019

FAR No. 1

Department : Department of Science and Technology
Agency : Industrial Technology Development Institute (ITDI)
OU :
Org. Code : 190050000000

X	Current Year Appropriations
	Supplemental Appropriations
	Continuing Appropriations





Particulars	UACS CODE	Current Year Disbursements					Balances			
		1st Quarter Ending March 31	2nd Quarter Ending June 30	3rd Quarter Ending Sept. 30	4th Quarter Ending Dec. 31	Total	Unreleased Appropriations	Unobligated Allotment	Unpaid Obligations	
									Due and Demandable	Not Yet Due and Demandable
1	2	16	17	18	19	20=(16+17+18+19)	21=(5-10)	22=(10-15)	23	24
Locally-Funded Project(s)					1,566,276.57	1,566,276.57				
Brick-making Facility for the Province of Antique	310200200001	-	-	-	1,566,276.57	1,566,276.57	-	8,778,293.60	562,232.00	9,093,197.83
PS		-	-	-	-	-	-	-	-	-
MOOE		-	-	-	1,566,276.57	1,566,276.57	-	2,697,471.85	309,232.00	5,427,019.58
CO		-	-	-	-	-	-	6,080,821.75	253,000.00	3,666,178.25
INDUSTRIAL TECHNOLOGY TECHNICAL SERVICES PROGRAM		11,946,029.35	20,076,628.63	29,236,803.26	64,264,156.01	125,523,617.25	-	29,671,668.34	3,613,413.68	75,033,300.73
Testing and Analysis of Materials/Products, Calibration	310300100001	9,232,970.48	15,963,591.01	14,757,390.63	10,853,937.88	50,807,890.00	-	101,717.93	-	1,241,392.07
Instruments and Apparatus and other Technical Services		8,751,987.08	13,393,600.38	12,189,732.61	9,758,535.74	44,093,855.81	-	7,660.15	81,679.54	1,804.50
PS		480,983.40	2,569,990.63	2,567,658.02	1,095,402.14	6,714,034.19	-	94,057.78	130,441.02	1,027,467.01
MOOE		-	-	-	-	-	-	-	-	-
CO		-	-	-	-	-	-	-	-	-
Locally-Funded Project(s)		2,713,058.87	4,113,037.62	14,479,412.63	53,410,218.13	74,715,727.25	-	29,569,950.41	3,613,413.68	73,791,908.66
Enhancing the Competence and Capability of the	310300200001	2,713,058.87	4,113,037.62	14,479,412.63	53,410,218.13	74,715,727.25	-	29,569,950.41	3,613,413.68	73,791,908.66
National Metrology Laboratories of the Philippines		-	-	-	-	-	-	-	-	-
PS		2,645,858.87	4,062,937.62	7,405,456.91	9,500,419.49	23,614,672.89	-	19,289,035.42	490,635.91	6,714,655.78
MOOE		67,200.00	50,100.00	7,073,955.72	43,909,798.64	51,101,054.36	-	10,280,914.99	3,122,777.77	67,077,252.88
CO		-	-	-	-	-	-	-	-	-
Subtotal, Agency Specific Budget		50,447,388.05	79,148,936.77	90,240,348.33	136,596,155.72	356,432,828.87	1,118,384.00	42,829,129.36	9,854,817.26	119,745,840.51
PS		45,637,181.04	64,708,961.64	60,570,442.26	68,078,311.97	238,994,896.91	1,118,384.00	2,739,321.75	566,397.34	0.00
MOOE		4,743,007.01	14,389,875.13	22,371,881.92	24,259,853.46	65,764,617.52	-	22,155,306.55	1,413,966.95	14,346,108.98
CO		67,200.00	50,100.00	7,298,024.15	44,257,990.29	51,673,314.44	1,300,000.00	17,934,501.06	7,874,452.97	105,399,731.53
II. Automatic Appropriations										
General Administration and Support	100000100001	580,369.58	672,373.49	630,670.25	661,288.06	2,544,701.38	-	20,298.62	-	-
General Administration and Supervision		420,917.76	484,267.73	454,871.81	446,942.70	1,807,000.00	-	-	-	-
PS		420,917.76	484,267.73	454,871.81	446,942.70	1,807,000.00	-	-	-	-
Evaluation, Coordination and Monitoring of Industrial	100000100003	159,451.82	188,105.76	175,798.44	214,345.36	737,701.38	-	20,298.62	-	0.00
Programs/Projects and Management Information System		159,451.82	188,105.76	175,798.44	214,345.36	737,701.38	-	20,298.62	-	0.00
PS		-	-	-	-	-	-	-	-	-
Operations		3,145,026.27	3,604,868.85	3,375,720.31	3,343,453.08	13,469,068.51	-	14,931.49	-	-
OO: Increased benefits to Filipinos from scientific knowledge		3,145,026.27	3,604,868.85	3,375,720.31	3,343,453.08	13,469,068.51	-	14,931.49	-	-
and technologies for industry and competitiveness		-	-	-	-	-	-	-	-	-
INDUSTRIAL TECHNOLOGY RESEARCH AND DEVELOPMENT		1,651,853.52	1,879,377.66	1,770,798.27	2,059,970.55	7,362,000.00	-	-	-	0.00
Research and Development of Technologies in Industrial	310100100001	1,651,853.52	1,879,377.66	1,770,798.27	2,059,970.55	7,362,000.00	-	-	-	0.00
Manufacturing, Mineral Processing and Energy		1,651,853.52	1,879,377.66	1,770,798.27	2,059,970.55	7,362,000.00	-	-	-	0.00
PS		-	-	-	-	-	-	-	-	-
INDUSTRIAL TECHNOLOGY TRANSFER PROGRAM		510,773.72	615,374.83	564,563.82	303,287.63	1,994,000.00	-	-	-	-
Promotion and Marketing of Industrial Technologies	310200100002	510,773.72	615,374.83	564,563.82	303,287.63	1,994,000.00	-	-	-	-
and Services		510,773.72	615,374.83	564,563.82	303,287.63	1,994,000.00	-	-	-	-
PS		-	-	-	-	-	-	-	-	-
INDUSTRIAL TECHNOLOGY TECHNICAL SERVICES PROGRAM		982,399.03	1,110,116.36	1,040,358.22	980,194.90	4,113,068.51	-	14,931.49	-	-
Testing and Analysis of Materials/Products, Calibration	310300100001	982,399.03	1,110,116.36	1,040,358.22	980,194.90	4,113,068.51	-	14,931.49	-	-
Instruments and Apparatus and other Technical Services		982,399.03	1,110,116.36	1,040,358.22	980,194.90	4,113,068.51	-	14,931.49	-	-
PS		-	-	-	-	-	-	-	-	-

STATEMENT OF APPROPRIATIONS, ALLOTMENTS, OBLIGATIONS DISBURSEMENTS AND BALANCES
As of the Quarter Ending December 31, 2019

FAR No. 1

Department : Department of Science and Technology
Agency : Industrial Technology Development Institute (ITDI)
OU :
Org. Code : 190050000000

<input checked="" type="checkbox"/>	Current Year Appropriations
<input type="checkbox"/>	Supplemental Appropriations
<input type="checkbox"/>	Continuing Appropriations

Particulars	UACS CODE	Current Year Disbursements					Balances			
		1st Quarter Ending March 31	2nd Quarter Ending June 30	3rd Quarter Ending Sept. 30	4th Quarter Ending Dec. 31	Total	Unreleased Appropriations	Unobligated Allotment	Unpaid Obligations	
									Due and Demandable	Not Yet Due and Demandable
1	2	16	17	18	19	20=(16+17+18+19)	21=(5-10)	22=(10-15)	23	24
Subtotal, Automatic Appropriations		3,725,395.85	4,277,242.34	4,006,390.56	4,004,741.14	16,013,769.89	-	35,230.11	-	-
PS		3,725,395.85	4,277,242.34	4,006,390.56	4,004,741.14	16,013,769.89	-	35,230.11	-	-
III. Special Purpose Funds										
Miscellaneous Personnel Benefits Fund (MPBF)		-	-	-	-	-	-	-	-	-
PS		-	-	-	-	-	-	-	-	-
Pension and Gratuity Fund (PGF)		-	630,228.65	815,093.24	-	1,445,321.89	-	0.95	92,578.16	-
PS		-	630,228.65	815,093.24	-	1,445,321.89	-	0.95	92,578.16	-
Calamity Fund (Bangon Marawi)		-	-	-	-	-	-	-	-	-
MOOE		-	-	-	-	-	-	-	-	-
CO		-	-	-	-	-	-	-	-	-
Subtotal, Special Purpose Funds		-	630,228.65	815,093.24	-	1,445,321.89	-	0.95	92,578.16	-
PS		-	630,228.65	815,093.24	-	1,445,321.89	-	0.95	92,578.16	-
MOOE		-	-	-	-	-	-	-	-	-
CO		-	-	-	-	-	-	-	-	-
GRAND TOTAL		54,172,783.90	84,056,407.76	95,061,832.13	140,600,896.86	373,891,920.65	1,118,384.00	42,864,360.42	9,947,395.42	119,745,840.51
PS		49,362,576.89	69,616,432.63	65,391,926.06	72,083,053.11	256,453,988.69	1,118,384.00	2,774,552.81	658,975.50	-
MOOE		4,743,007.01	14,389,875.13	22,371,881.92	24,259,853.46	65,764,617.52	-	22,155,306.55	1,413,966.95	14,346,108.98
CO		67,200.00	50,100.00	7,298,024.15	44,257,990.29	51,673,314.44	1,300,000.00	17,934,501.06	7,874,452.97	105,399,731.53
Certified Correct:		Certified Correct:		Recommending Approval:		Approved by:				
 ERIC M. CHARLON AO V		 SOLEDAD S. REYES Accountant IV		 DR. JANET F. QUIZON Chief, FMD		 DR. ANNABELLE V. BRIONES Director				
Date:		Date:		Date:		Date:				