

STATEMENT OF APPROPRIATIONS, ALLOTMENTS, OBLIGATIONS, DISBURSEMENTS AND BALANCES
As of the Quarter Ending December 31, 2016

Department: Department of Science and Technology (DOST)

Agency: Industrial Technology Development Institute

Operating Unit: N/A

Organization Code (UACS): 19005000000


Fund Cluster: 01 - Regular Agency Fund

Authorization: 01 - Current Year Appropriations


FMD Accounting File Copy

Table with columns: Particulars, UACS CODE, Appropriation (Authorized, Adjustments, Adjusted), Allotments (Allotments Received, Adjustments, Transfer To, Transfer From, Adjusted Total), Current Year Obligations (1st-4th Quarter Ending, Total), Current Year Disbursements (1st-4th Quarter Ending, Total), and Balances (Unreleased Appropriations, Unobligated Allotment, Unpaid Obligations Due and Demandable, Not Yet Due and Demandable). Rows include categories like Agency Specific Budget, Specific Budgets of National Government Agencies, and various MFO and PS entries.

Certified Correct:


Quizon, Janet P.

Budget Officer

Date: 27/Jan/2017 


Certified Correct:


Arroyo, Solidador

Chief Accountant

Date:

Recommended By:


Quizon, Janet

Director, FMS

Date: 29/Jan/2017

Approved By:


Azanza, Maria Patricia

Agency Head/Department

Date: 29/Jan/2017

This report was generated using the Unified Reporting System

Particulars	UACS CODE	Appropriation			Allotments					Current Year Obligations					Current Year Disbursements					Balances						
		Authorized Appropriation	Adjustments (Transfer To)/From, Realignment	Adjusted Appropriations	Allotments Received	Adjustments (Withdrawal, Realignment)	Transfer To	Transfer From	Adjusted Total Allotments	1st Quarter Ending March 31	2nd Quarter Ending June 30	3rd Quarter Ending Sept. 30	4th Quarter Ending Dec. 31	Total	1st Quarter Ending March 31	2nd Quarter Ending June 30	3rd Quarter Ending Sept. 30	4th Quarter Ending Dec. 31	Total	Unreleased Appropriations	Unobligated Allotment	Unpaid Obligations (15-20) = (23+24)				
																						Due and Demandable	Not Yet Due and Demandable			
1	2	3	4	5=(3+4)	6	7	8	9	10=(8+9)	11	12	13	14	15=(11+12+13+14)	16	17	18	19	20=(16+17+18+19)	21=(5-10)	22=(16-19)	23	24			
Fin Ex																										
CO																										
III. Special Purpose Fund																										
Sub-Total, SPF																										
PS																										
MOOE																										
Fin Ex																										
CO																										
GRAND TOTAL		11,596,895.58		11,596,895.58	11,596,895.58				11,596,895.58	11,261,408.71		240,300.00	67,500.00	11,569,208.71	1,703,491.31	2,148,001.38	1,622,597.03	3,989,295.68	9,463,385.40		27,686.87	1,814,879.89	290,943.42			
PS																										
MOOE																										
Fin Ex																										
CO		11,596,895.58		11,596,895.58	11,596,895.58				11,596,895.58	11,261,408.71		240,300.00	67,500.00	11,569,208.71	1,703,491.31	2,148,001.38	1,622,597.03	3,989,295.68	9,463,385.40		27,686.87	1,814,879.89	290,943.42			

Certified Correct:

Quizon, Janet F.

Budget Officer

Date: 29/Jan/2017

Certified Correct:

Reyes, Soledad

Chief Accountant

Date:

Recommended By:

Quizon, Janet F.

Director, FMS

Date: 29/Jan/2017

Approved By:

Azanza, Maria Patricia Ph.D.

Agency Head/Department

Date: 29/Jan/2017

This report was generated using the Unified Reporting System

STATEMENT OF APPROPRIATIONS, ALLOTMENTS, OBLIGATIONS DISBURSEMENTS AND BALANCES
As of the Quarter Ending September 30, 2016

FAR No. 1

Department : Department of Science and Technology
Agency : Industrial Technology Development Institute (ITDI)
OU :
Org. Code : 19005000000

FMD Accounting File Copy

X	Current Year Appropriations
	Supplemental Appropriations
	Continuing Appropriations

Particulars	UACS CODE	Appropriations			Allotments									
		Authorize Appropriation	Adjustments (Transfer To/From, Realignment)	Adjusted Appropriations	Allotments Received	Adjustments (Withdrawal, Realignment)	Transfer To	Transfer From	Adjusted Total Allotments	1st Quarter Ending March 31	2nd Quarter Ending June 30	3rd Quarter Ending Sept. 30	4th Quarter Ending Dec. 31	Total
1	2	3	4	5=3+4	6	7	8	9	10=(6+(-7)+8+9)	11	12	13	14	15=(11+12+13+14)
i. Agency Specific Budget		251,107,179.00		251,107,179.00	251,107,179.00				251,107,179.00	52,162,210.60	75,234,992.37	54,018,029.46		181,415,432.43
General Administration and Support		89,383,785.00		89,383,785.00	89,383,785.00				89,383,785.00	18,412,506.46	27,121,238.15	21,426,024.06		66,959,768.67
General Administration and Supervision	100010000	88,211,000.00		88,211,000.00	88,211,000.00				88,211,000.00	18,223,075.71	26,749,022.31	21,426,024.06		66,398,122.08
PS		75,048,000.00		75,048,000.00	75,048,000.00				75,048,000.00	16,266,973.18	22,348,274.32	16,598,881.59		55,214,129.09
MOOE		9,088,000.00		9,088,000.00	9,088,000.00				9,088,000.00	1,956,102.53	3,027,106.86	2,201,102.47		7,184,311.86
CO		4,075,000.00		4,075,000.00	4,075,000.00				4,075,000.00		1,373,641.13	2,626,040.00		3,999,681.13
Administration of Personnel Benefits	10002000	1,172,785.00		1,172,785.00	1,172,785.00				1,172,785.00	189,430.75	372,215.84			561,646.59
PS		1,172,785.00		1,172,785.00	1,172,785.00				1,172,785.00	189,430.75	372,215.84			561,646.59
MOOE														
CO														
Operations		145,848,394.00		145,848,394.00	145,848,394.00				145,848,394.00	33,749,704.14	43,420,874.14	31,119,005.06		108,289,583.34
MFO 1 - Scientific Research and Development	301000000	88,568,000.00		88,568,000.00	88,568,000.00				88,568,000.00	19,490,383.22	27,069,431.00	17,659,209.67		64,219,023.89
1. Scientific Research and Development Services on Application of Technologies in Industrial, biological and Allied Fields	301010000	88,568,000.00		88,568,000.00	88,568,000.00				88,568,000.00	19,490,383.22	27,069,431.00	17,659,209.67		64,219,023.89
PS		61,601,000.00		61,601,000.00	61,601,000.00				61,601,000.00	14,273,551.25	18,411,051.17	13,390,019.62		46,074,622.04
MOOE		26,967,000.00		26,967,000.00	26,967,000.00				26,967,000.00	5,216,831.97	8,658,379.83	4,269,190.05		18,144,401.85
CO														
a. Research and Development of Technologies in Industrial Manufacturing, Mineral Processing and Energy	301010001	82,093,000.00		82,093,000.00	82,093,000.00				82,093,000.00	18,118,853.13	25,375,282.86	16,442,003.81		59,936,139.80
PS		55,621,000.00		55,621,000.00	55,621,000.00				55,621,000.00	12,906,766.16	16,729,401.28	12,195,860.46		41,832,027.90
MOOE		26,472,000.00		26,472,000.00	26,472,000.00				26,472,000.00	5,212,086.97	8,645,881.58	4,246,143.35		18,104,111.90
CO														
b. Application of Research and Development Results of Technologies in Industrial Manufacturing, Mineral Processing and Energy	301010002	219,000.00		219,000.00	219,000.00				219,000.00			11,722.00		11,722.00
PS		219,000.00		219,000.00	219,000.00				219,000.00			11,722.00		11,722.00
MOOE														
CO														
c. Evaluation, Coordination and Monitoring of Industrial Programs/Projects and Management Information System	301010003	6,256,000.00		6,256,000.00	6,256,000.00				6,256,000.00	1,371,530.09	1,694,148.14	1,205,483.86		4,271,162.09
PS		5,980,000.00		5,980,000.00	5,980,000.00				5,980,000.00	1,366,785.09	1,681,649.89	1,194,159.16		4,242,594.14
MOOE		276,000.00		276,000.00	276,000.00				276,000.00	4,745.00	12,498.25	11,324.70		28,567.95
CO														
MFO 2 - Technical Advisory Services	302000000	57,280,394.00		57,280,394.00	57,280,394.00				57,280,394.00	14,259,320.92	16,351,443.14	13,459,795.39		44,070,559.45
2. Testing and Analysis of Materials/Products, Calibration of Instruments and Apparatus and other Technical Services	302010000	38,446,394.00		38,446,394.00	38,446,394.00				38,446,394.00	9,965,185.96	11,376,346.31	9,888,365.18		31,249,897.45
PS		30,221,000.00		30,221,000.00	30,221,000.00				30,221,000.00	7,689,171.96	9,829,784.17	7,437,570.12		24,956,526.25
MOOE		8,225,394.00		8,225,394.00	8,225,394.00				8,225,394.00	2,296,014.00	1,546,562.14	2,450,795.06		6,293,371.20
CO														

STATEMENT OF APPROPRIATIONS, ALLOTMENTS, OBLIGATIONS DISBURSEMENTS AND BALANCES
As of the Quarter Ending September 30, 2016

FAR No. 1

Department : Department of Science and Technology
Agency : Industrial Technology Development Institute (ITDI)
OU :
Org. Code : 19005000000

X	Current Year Appropriations
	Supplemental Appropriations
	Continuing Appropriations

Particulars	UACS CODE	Appropriations					Current Year Period							
		Authorize Appropriation	Adjustments (Transfer To)/From, Realignment	Adjusted Appropriations	Allotments Received	Adjustments (Withdrawal, Realignment)	Transfer To	Transfer From	Adjusted Total Allotments	1st Quarter Ending March 31	2nd Quarter Ending June 30	3rd Quarter Ending Sept. 30	4th Quarter Ending Dec. 31	Total
1	2	3	4	5=3+4	6	7	8	9	10=[(6+)-(7)-8+9]	11	12	13	14	15=[(11)+(12)+(13)+(14)]
3. Promotion and Marketing of Industrial Technologies and Services	302020000	18,834,000.00	-	18,834,000.00	18,834,000.00	-	-	-	18,834,000.00	4,274,134.96	4,975,096.83	3,571,430.21	-	12,820,662.00
PS		17,077,000.00	-	17,077,000.00	17,077,000.00	-	-	-	17,077,000.00	3,774,718.34	4,753,881.88	3,440,142.77	-	11,968,242.99
MOOE		1,757,000.00	-	1,757,000.00	1,757,000.00	-	-	-	1,757,000.00	499,416.62	221,714.95	131,287.44	-	852,419.01
CO		-	-	-	-	-	-	-	-	-	-	-	-	-
Locally-Funded Project(s)		15,875,000.00	-	15,875,000.00	15,875,000.00	-	-	-	15,875,000.00	-	4,692,780.08	1,473,000.32	-	6,165,780.40
Repair/Renovation and Maintenance of ITDI Bldgs	401050003	8,000,000.00	-	8,000,000.00	8,000,000.00	-	-	-	8,000,000.00	-	4,692,780.08	1,303,000.32	-	5,995,780.40
PS		-	-	-	-	-	-	-	-	-	-	-	-	-
MOOE		-	-	-	-	-	-	-	-	-	-	-	-	-
CO		8,000,000.00	-	8,000,000.00	8,000,000.00	-	-	-	8,000,000.00	-	4,692,780.08	1,303,000.32	-	5,995,780.40
Development of ITDI Service System	401050004	7,875,000.00	-	7,875,000.00	7,875,000.00	-	-	-	7,875,000.00	-	-	170,000.00	-	170,000.00
PS		-	-	-	-	-	-	-	-	-	-	-	-	-
MOOE		-	-	-	-	-	-	-	-	-	-	-	-	-
CO		7,875,000.00	-	7,875,000.00	7,875,000.00	-	-	-	7,875,000.00	-	-	170,000.00	-	170,000.00
Subtotal, Agency Specific Budget		251,107,179.00	-	251,107,179.00	251,107,179.00	-	-	-	251,107,179.00	52,162,210.60	75,234,892.37	54,018,029.44	-	181,415,132.41
PS		185,119,785.00	-	185,119,785.00	185,119,785.00	-	-	-	185,119,785.00	42,193,845.48	55,714,707.38	40,866,614.10	-	138,775,166.96
MOOE		46,037,394.00	-	46,037,394.00	46,037,394.00	-	-	-	46,037,394.00	9,968,365.12	13,453,763.78	9,052,375.02	-	32,474,503.92
CO		19,950,000.00	-	19,950,000.00	19,950,000.00	-	-	-	19,950,000.00	-	6,066,421.21	4,099,040.32	-	10,165,461.53
II. Automatic Appropriations		12,859,000.00	-	12,859,000.00	12,859,000.00	-	-	-	12,859,000.00	2,987,190.58	4,493,156.72	3,208,694.76	-	10,689,042.06
PS (RUP)		12,859,000.00	-	12,859,000.00	12,859,000.00	-	-	-	12,859,000.00	2,987,190.58	4,493,156.72	3,208,694.76	-	10,689,042.06
MOOE		-	-	-	-	-	-	-	-	-	-	-	-	-
CO		-	-	-	-	-	-	-	-	-	-	-	-	-
Subtotal, Automatic Appropriations		12,859,000.00	-	12,859,000.00	12,859,000.00	-	-	-	12,859,000.00	2,987,190.58	4,493,156.72	3,208,694.76	-	10,689,042.06
PS (RUP)		12,859,000.00	-	12,859,000.00	12,859,000.00	-	-	-	12,859,000.00	2,987,190.58	4,493,156.72	3,208,694.76	-	10,689,042.06
MOOE		-	-	-	-	-	-	-	-	-	-	-	-	-
CO		-	-	-	-	-	-	-	-	-	-	-	-	-
III. Special Purpose Funds		18,061,638.00	-	18,061,638.00	18,061,638.00	-	-	-	18,061,638.00	1,797,752.51	11,477,429.64	2,549,873.63	-	15,825,055.78
Miscellaneous Personnel Benefits Fund (MPBF)	101406	16,680,798.00	-	16,680,798.00	16,680,798.00	-	-	-	16,680,798.00	1,797,752.51	10,473,548.92	2,172,916.10	-	14,444,217.53
PS		16,680,798.00	-	16,680,798.00	16,680,798.00	-	-	-	16,680,798.00	1,797,752.51	10,473,548.92	2,172,916.10	-	14,444,217.53
Pension and Gratuity Fund (PGF)	101407	1,380,840.00	-	1,380,840.00	1,380,840.00	-	-	-	1,380,840.00	-	1,003,880.72	376,957.53	-	1,380,838.25
PS		1,380,840.00	-	1,380,840.00	1,380,840.00	-	-	-	1,380,840.00	-	1,003,880.72	376,957.53	-	1,380,838.25
Subtotal, Special Purpose Funds		18,061,638.00	-	18,061,638.00	18,061,638.00	-	-	-	18,061,638.00	1,797,752.51	11,477,429.64	2,549,873.63	-	15,825,055.78
PS		18,061,638.00	-	18,061,638.00	18,061,638.00	-	-	-	18,061,638.00	1,797,752.51	11,477,429.64	2,549,873.63	-	15,825,055.78

STATEMENT OF APPROPRIATIONS, ALLOTMENTS, OBLIGATIONS DISBURSEMENTS AND BALANCES
As of the Quarter Ending September 30, 2016

Department : Department of Science and Technology
Agency : Industrial Technology Development Institute (ITDI)
OU :
Org. Code : 19005000000

X	Current Year Appropriations
	Supplemental Appropriations
	Continuing Appropriations

Particulars	UACS CODE	Appropriations				Current Year Obligations								
		Authorize Appropriation	Adjustments (Transfer To/From, Realignment)	Adjusted Appropriations	Allotments Received	Adjustments (Withdrawal, Realignment)	Transfer To	Transfer From	Adjusted Total Allotments	1st Quarter Ending March 31	2nd Quarter Ending June 30	3rd Quarter Ending Sept. 30	4th Quarter Ending Dec. 31	Total
1	2	3	4	5=3+4	6	7	8	9	10=[(6+(-7))-8+9]	11	12	13	14	15=(11+12+13+14)
PS		216,040,423.00	-	216,040,423.00	216,040,423.00	-	-	-	216,040,423.00	46,978,788.57	71,685,293.74	46,625,182.49	-	165,289,264.80
MOOE		46,037,394.00	-	46,037,394.00	46,037,394.00	-	-	-	46,037,394.00	9,968,365.12	13,453,763.78	9,052,375.02	-	32,474,503.92
CO		19,950,000.00	-	19,950,000.00	19,950,000.00	-	-	-	19,950,000.00	-	6,066,421.21	4,099,040.32	-	10,165,461.53
Recapitulation by MFO:		145,848,394.00	-	145,848,394.00	145,848,394.00	-	-	-	145,848,394.00	33,749,704.14	43,420,874.14	31,119,005.06	-	108,289,583.34
MFO 1 - Scientific Research and Development	30100000	88,568,000.00	-	88,568,000.00	88,568,000.00	-	-	-	88,568,000.00	19,490,383.22	27,069,431.00	17,659,209.67	-	64,219,023.89
MFO 2 - Technical Advisory Services	30200000	57,280,394.00	-	57,280,394.00	57,280,394.00	-	-	-	57,280,394.00	14,259,320.92	16,351,443.14	13,459,795.39	-	44,070,559.45
OF WHICH:														
Major Programs/Projects														
KRA No. 3 - Rapid, Inclusive and Sustained Economic Growth		145,848,394.00	-	145,848,394.00	145,848,394.00	-	-	-	145,848,394.00	33,749,704.14	43,420,874.14	31,119,005.06	-	108,289,583.34
1. Scientific Research and Development Services on Application of Technologies in Industrial, biological and Allied Fields	301010000	88,568,000.00	-	88,568,000.00	88,568,000.00	-	-	-	88,568,000.00	19,490,383.22	27,069,431.00	17,659,209.67	-	64,219,023.89
2. Testing and Analysis of Materials/Products, Calibration of Instruments and Apparatus and other Technical Services	302010000	38,446,394.00	-	38,446,394.00	38,446,394.00	-	-	-	38,446,394.00	9,985,185.96	11,376,346.31	9,888,365.18	-	31,249,897.45
3. Promotion and Marketing of Industrial Technologies and Services	302020000	18,834,000.00	-	18,834,000.00	18,834,000.00	-	-	-	18,834,000.00	4,274,134.96	4,975,096.83	3,571,430.21	-	12,820,662.00
Certified Correct:		Certified Correct:			Recommending Approval:				Approved by:					
<i>JMQ</i> DR. JANET F. QUIZON OIC, Budget Section Date:		<i>S. Reyes</i> SOLEDAD S. REYES Accountant IV Date:			<i>JMQ</i> DR. JANET F. QUIZON Chief, FMD Date:				<i>M. Azanza</i> MARIA PATRICIA V. AZANZA, PH.D. Office of the Director Date:					

STATEMENT OF APPROPRIATIONS, ALLOTMENTS, OBLIGATIONS DISBURSEMENTS AND BALANCES
As of the Quarter Ending September 30, 2016

FAR No. 1

Department : Department of Science and Technology
Agency : Industrial Technology Development Institute (ITDI)
OU :
Org. Code : 19005000000

X	Current Year Appropriations
	Supplemental Appropriations
	Continuing Appropriations

Particulars	UACS CODE	Fiscal Year					Balances				
		1st Quarter Ending March 31	2nd Quarter Ending June 30	3rd Quarter Ending Sept. 30	4th Quarter Ending Dec. 31	Total	Unreleased Appropriations	Unobligated Allotment	Unpaid Obligations (15-20) = (23+24)		
		16	17	18	19	20=(16+17+18+19)	21=(5-10)	22=(10-15)	Due and Demandable	Not Yet Due and Demandable	
Agency Specific Budget		49,158,960.58	64,110,813.09	53,232,511.41		166,501,965.68		69,080,908.18		14,861,037.73	
General Administration and Support		17,806,342.76	27,720,797.94	18,446,081.87		63,973,222.57		21,812,877.92		2,934,017.10	
General Administration and Supervision	100010000	17,616,912.01	27,401,111.10	18,446,081.87		63,464,104.98		21,812,877.92		2,934,017.10	
PS		16,240,112.83	22,357,017.46	16,439,990.80		55,037,121.09		19,833,870.91		177,008.00	
MOOE		1,376,799.18	3,670,452.51	2,006,091.07		7,053,342.76		1,903,688.14		130,969.10	
CO			1,373,641.13			1,373,641.13		75,318.87		2,626,040.00	
Administration of Personnel Benefits	10002000	189,430.75	319,686.84			509,117.59		611,138.41		52,529.00	
PS		189,430.75	319,686.84			509,117.59		611,138.41		52,529.00	
MOOE											
CO											
Operations		31,352,597.82	36,355,715.75	31,976,608.40		99,684,921.97		37,558,810.66		8,604,661.37	
MFO 1 - Scientific Research and Development	301000000	18,026,244.10	21,736,966.72	18,893,487.03		58,656,697.85		24,348,976.11		5,562,326.04	
1. Scientific Research and Development Services on Application of Technologies in Industrial, biological and Allied Fields											
PS	301010000	18,026,244.10	21,736,966.72	18,893,487.03		58,656,697.85		24,348,976.11		5,562,326.04	
MOOE		14,264,709.87	14,471,094.24	13,718,826.34		42,454,630.45		15,526,377.96		3,619,991.59	
CO		3,761,534.23	7,265,872.48	5,174,660.69		16,202,067.40		8,822,598.15		1,942,334.45	
a. Research and Development of Technologies in Industrial Manufacturing, Mineral Processing and Energy											
PS	301010001	16,657,055.75	20,031,276.84	17,675,481.17		54,363,813.76		22,156,860.20		5,572,326.04	
MOOE		12,900,266.52	12,787,102.61	12,524,667.18		38,212,036.31		13,788,972.10		3,619,991.59	
CO		3,756,789.23	7,244,174.23	5,150,813.99		16,151,777.45		8,367,888.10		1,952,334.45	
b. Application of Research and Development Results of Technologies in Industrial Manufacturing, Mineral Processing and Energy											
PS	301010002			11,722.00		11,722.00		207,278.00			
MOOE				11,722.00		11,722.00		207,278.00			
CO											
c. Evaluation, Coordination and Monitoring of Industrial Programs/Projects and Management Information System											
PS	301010003	1,369,188.35	1,705,689.88	1,206,283.86		4,281,162.09		1,984,837.91		(10,000.00)	
MOOE		1,364,443.35	1,683,991.63	1,194,159.16		4,242,594.14		1,737,405.86		(0.00)	
CO		4,745.00	21,698.25	12,124.70		38,567.95		247,432.05		(10,000.00)	
MFO 2 - Technical Advisory Services	302000000	13,326,353.72	14,618,749.03	13,083,121.37		41,028,224.12		13,209,834.55		3,042,335.33	
2. Testing and Analysis of Materials/Products, Calibration of Instruments and Apparatus and other Technical Services											
PS	302010000	9,371,891.29	9,621,534.04	9,378,648.58		28,372,073.91		7,196,496.55		2,877,823.54	
MOOE		7,686,830.22	8,305,381.56	7,227,175.84		23,219,387.62		5,264,473.75		1,737,138.63	
CO		1,685,061.07	1,316,152.48	2,151,472.74		5,152,686.29		1,932,022.80		1,140,684.91	

STATEMENT OF APPROPRIATIONS, ALLOTMENTS, OBLIGATIONS DISBURSEMENTS AND BALANCES
As of the Quarter Ending September 30, 2016

FAR No. 1

Department : Department of Science and Technology
Agency : Industrial Technology Development Institute (ITDI)
OU :
Org. Code : 190050000000

X	Current Year Appropriations
	Supplemental Appropriations
	Continuing Appropriations

Particulars	UACS CODE	Balances								
		1st Quarter Ending March 31	2nd Quarter Ending June 30	3rd Quarter Ending Sept. 30	4th Quarter Ending Dec. 31	Total	Unreleased Appropriations	Unobligated Allotment	Unpaid Obligations [15-20] = [23+24]	
		16	17	18	19	20=(16+17+18+19)	21=(5-10)	22=(10-15)	23 Due and Demandable	24 Not Yet Due and Demandable
3. Promotion and Marketing of Industrial Technologies and Services	302020000	3,954,462.43	4,997,214.99	3,704,472.79	-	12,656,150.21	-	6,013,338.00	-	164,511.79
PS		3,730,939.41	4,795,331.47	3,440,142.77	-	11,966,413.65	-	5,108,757.01	-	1,829.34
MOOE		223,523.02	201,883.52	264,330.02	-	689,736.56	-	904,580.99	-	162,682.45
CO		-	-	-	-	-	-	-	-	-
Locally-Funded Project(s)		-	33,600.00	2,809,821.14	-	2,843,421.14	-	9,709,219.60	-	3,322,359.26
Repair/Renovation and Maintenance of ITDI Bldgs	401050003	-	33,600.00	2,809,821.14	-	2,843,421.14	-	2,004,219.60	-	3,152,359.26
PS		-	-	-	-	-	-	-	-	-
MOOE		-	-	-	-	-	-	-	-	-
CO		-	33,600.00	2,809,821.14	-	2,843,421.14	-	2,004,219.60	-	3,152,359.26
Development of ITDI Service System	401050004	-	-	-	-	-	-	7,705,000.00	-	170,000.00
PS		-	-	-	-	-	-	-	-	-
MOOE		-	-	-	-	-	-	-	-	-
CO		-	-	-	-	-	-	7,705,000.00	-	170,000.00
Subtotal, Agency Specific Budget		49,158,940.58	64,110,113.69	53,232,511.41	-	166,501,565.68	-	69,692,046.59	-	14,861,037.73
PS		42,112,023.08	50,248,511.57	40,826,135.75	-	133,186,670.40	-	46,344,618.04	-	5,535,967.56
MOOE		7,046,917.50	12,454,360.99	9,596,554.52	-	29,097,833.01	-	13,562,890.08	-	3,376,670.91
CO		-	1,407,241.13	2,809,821.14	-	4,217,062.27	-	9,784,538.47	-	5,948,399.26
II. Automatic Appropriations		2,987,190.58	4,493,156.72	3,208,694.76	-	10,689,042.06	-	2,169,957.94	-	(0.00)
PS (RLIP)		2,987,190.58	4,493,156.72	3,208,694.76	-	10,689,042.06	-	2,169,957.94	-	(0.00)
MOOE		-	-	-	-	-	-	-	-	-
CO		-	-	-	-	-	-	-	-	-
Subtotal, Automatic Appropriations		2,987,190.58	4,493,156.72	3,208,694.76	-	10,689,042.06	-	2,169,957.94	-	(0.00)
PS (RLIP)		2,987,190.58	4,493,156.72	3,208,694.76	-	10,689,042.06	-	2,169,957.94	-	(0.00)
MOOE		-	-	-	-	-	-	-	-	-
CO		-	-	-	-	-	-	-	-	-
III. Special Purpose Funds		1,629,066.07	11,645,314.75	1,779,268.62	-	15,053,649.44	-	2,236,582.22	-	771,406.34
Miscellaneous Personnel Benefits Fund (MPBF)	101406	1,629,066.07	10,641,434.03	1,463,604.37	-	13,734,104.47	-	2,236,580.47	-	710,113.06
PS		1,629,066.07	10,641,434.03	1,463,604.37	-	13,734,104.47	-	2,236,580.47	-	710,113.06
Pension and Gratuity Fund (PGF)	101407	-	1,003,880.72	315,664.25	-	1,319,544.97	-	1.75	-	61,293.28
PS		-	1,003,880.72	315,664.25	-	1,319,544.97	-	1.75	-	61,293.28
Subtotal, Special Purpose Funds		1,629,066.07	11,645,314.75	1,779,268.62	-	15,053,649.44	-	2,236,582.22	-	771,406.34
PS		1,629,066.07	11,645,314.75	1,779,268.62	-	15,053,649.44	-	2,236,582.22	-	771,406.34

STATEMENT OF APPROPRIATIONS, ALLOTMENTS, OBLIGATIONS DISBURSEMENTS AND BALANCES
As of the Quarter Ending September 30, 2016

FAR No. 1

Department : Department of Science and Technology
Agency : Industrial Technology Development Institute (ITDI)
OU :
Org. Code : 190050000000

X	Current Year Appropriations
	Supplemental Appropriations
	Continuing Appropriations

Particulars	UACS CODE	Balances											
		1st Quarter Ending March 31	2nd Quarter Ending June 30	3rd Quarter Ending Sept. 30	4th Quarter Ending Dec. 31	Total	Unreleased Appropriations	Unobligated Allotment	Unpaid Obligations (15-20) = (23+24)				
		16	17	18	19	20=(16+17+18+19)	21=(5-10)	22=(10-15)	Due and Demandable	Not Yet Due and Demandable			
1	2	16	17	18	19	20=(16+17+18+19)	21=(5-10)	22=(10-15)	23	24			
GRAND TOTAL													
PS		46,728,279.73	66,386,983.04	45,814,099.13	-	158,929,361.90	-	50,751,158.20	-	6,359,902.90	-	6,359,902.90	
MOOE		7,046,917.50	12,454,360.99	9,596,554.52	-	29,097,833.01	-	13,562,890.08	-	3,376,670.91	-	3,376,670.91	
CO		-	1,407,241.13	2,809,821.14	-	4,217,062.27	-	9,784,538.47	-	5,948,399.26	-	5,948,399.26	
Recapitulation by MFO:		31,352,597.82	36,355,715.75	31,976,608.40	-	99,684,921.97	-	37,558,810.66	-	8,604,661.37	-	8,604,661.37	
MFO 1 - Scientific Research and Development	301000000	18,026,244.10	21,736,966.72	18,893,487.03	-	58,656,697.85	-	24,348,976.11	-	5,562,326.04	-	5,562,326.04	
MFO 2 - Technical Advisory Services	302000000	13,326,353.72	14,618,749.03	13,083,121.37	-	41,028,224.12	-	13,209,834.55	-	3,042,335.33	-	3,042,335.33	
OF WHICH:													
Major Programs/Projects													
KRA No. 3 - Rapid, Inclusive and Sustained Economic Growth		31,352,597.82	36,355,715.75	31,976,608.40	-	99,684,921.97	-	37,558,810.66	-	8,604,661.37	-	8,604,661.37	
1. Scientific Research and Development Services on Application of Technologies in Industrial, biological and Allied Fields	301010000	18,026,244.10	21,736,966.72	18,893,487.03	-	58,656,697.85	-	24,348,976.11	-	5,562,326.04	-	5,562,326.04	
2. Testing and Analysis of Materials/Products, Calibration of Instruments and Apparatus and other Technical Services	302010000	9,371,891.29	9,621,534.04	9,378,648.58	-	28,372,073.91	-	7,196,496.55	-	2,877,823.54	-	2,877,823.54	
3. Promotion and Marketing of Industrial Technologies and Services	302020000	3,954,462.43	4,997,214.99	3,704,472.79	-	12,656,150.21	-	6,013,338.00	-	164,511.79	-	164,511.79	
Certified Correct:		Certified Correct:		Recommending Approval:		Approved:							
<i>Jm</i> DR. JANET F. QUIZON OIC, Budget Section Date:		<i>Soledad S. Reyes</i> SOLEDAD S. REYES Accountant IV- <i>gr</i> Date:		<i>Jm</i> DR. JANET F. QUIZON Chief, FMD Date:		<i>Maria Patricia V. Azanza</i> MARIA PATRICIA V. AZANZA, PH.D. Office of the Director Date:							

STATEMENT OF APPROPRIATIONS, ALLOTMENTS, OBLIGATIONS DISBURSEMENTS AND BALANCES
As of the Quarter Ending September 30, 2016

FAR No. 1

Department : Department of Science and Technology
Agency : Industrial Technology Development Institute (ITDI)
OU :
Org. Code : 19005000000

FMD Accounting File Copy

	Current Year Appropriations
	Supplemental Appropriations
X	Continuing Appropriations

Particulars	UACS CODE	Appropriations								Current Year Obligations				
		Authorize Appropriation	Adjustments (Transfer (To)/(From, Realignment)	Adjusted Appropriations	Allotments Received	Adjustments (Withdrawal, Realignment)	Transfer To	Transfer From	Adjusted Total Allotments	1st Quarter Ending March 31	2nd Quarter Ending June 30	3rd Quarter Ending Sept. 30	4th Quarter Ending Dec. 31	Total
1	2	3	4	5=3+4	6	7	8	9	10=([6+(-7)]-8+9)	11	12	13	14	15=([11+12+13+14])
I. Agency Specific Budget		11,596,895.58		11,596,895.58	11,596,895.58				11,596,895.58	11,261,408.71		240,300.00		11,501,708.71
General Administration and Support														
General Administration and Supervision	100010000	317,050.58		317,050.58	317,050.58				317,050.58			240,300.00		240,300.00
PS		317,050.58		317,050.58	317,050.58							240,300.00		240,300.00
MOOE														
CO														
Operations		317,050.58		317,050.58	317,050.58				317,050.58			240,300.00		240,300.00
MFO 1 - Scientific Research and Development	301000000													
1. Scientific Research and Development Services on Application of Technologies in Industrial, biological and Allied Fields	301010000													
PS														
MOOE														
CO														
a. Research and Development of Technologies in Industrial Manufacturing, Mineral Processing and Energy	301010001													
PS														
MOOE														
CO														
b. Application of Research and Development Results of Technologies in Industrial Manufacturing, Mineral Processing and Energy	301010002													
PS														
MOOE														
CO														
c. Evaluation, Coordination and Monitoring of Industrial Programs/Projects and Management Information System	301010003													
PS														
MOOE														
CO														
MFO 2 - Technical Advisory Services	302000000													
2. Testing and Analysis of Materials/Products, Calibration of Instruments and Apparatus and other Technical Services	302010000													
PS														
MOOE														
CO														
3. Promotion and Marketing of industrial Technologies and Services	302020000													
PS														
MOOE														
CO														

STATEMENT OF APPROPRIATIONS, ALLOTMENTS, OBLIGATIONS DISBURSEMENTS AND BALANCES
As of the Quarter Ending September 30, 2016

FAR No. 1

Department : Department of Science and Technology
Agency : Industrial Technology Development Institute (ITDI)
OU :
Org. Code : 190050000000





	Current Year Appropriations
	Supplemental Appropriations
X	Continuing Appropriations

Particulars	UACS CODE	Balances								
		1st Quarter Ending March 31	2nd Quarter Ending June 30	3rd Quarter Ending Sept. 30	4th Quarter Ending Dec. 31	Total	Unreleased Appropriations	Unobligated Allotment	Unpaid Obligations (15-20) = (23+24)	
		16	17	18	19	20=(16+17+18+19)	21=(5-10)	22=(10-15)	Due and Demandable	Not Yet Due and Demandable
		1,703,491.31	2,148,001.38	1,822,597.03		5,474,089.72		95,186.87		6,027,618.99
Agency Specific Budget										
General Administration and Support										
General Administration and Supervision	100010000	-	-	-	-	-	-	76,750.58	-	240,300.00
PS		-	-	-	-	-	-	-	-	240,300.00
MOOE		-	-	-	-	-	-	-	-	-
CO		-	-	-	-	-	-	76,750.58	-	240,300.00
Operations										
MFO 1 - Scientific Research and Development	301000000									
1. Scientific Research and Development Services on Application of Technologies in Industrial, biological and Allied Fields	301010000									
PS										
MOOE										
CO										
a. Research and Development of Technologies In Industrial Manufacturing, Mineral Processing and Energy	301010001									
PS										
MOOE										
CO										
b. Application of Research and Development Results of Technologies in Industrial Manufacturing, Mineral Processing and Energy	301010002									
PS										
MOOE										
CO										
c. Evaluation, Coordination and Monitoring of Industrial Programs/Projects and Management Information System	301010003									
PS										
MOOE										
CO										
MFO 2 - Technical Advisory Services	302000000									
2. Testing and Analysis of Materials/Products, Calibration of Instruments and Apparatus and other Technical Services	302010000									
PS										
MOOE										
CO										
3. Promotion and Marketing of Industrial Technologies and Services	302020000									
PS										
MOOE										
CO										

STATEMENT OF APPROPRIATIONS, ALLOTMENTS, OBLIGATIONS DISBURSEMENTS AND BALANCES
As of the Quarter Ending September 30, 2016

Department : Department of Science and Technology
Agency : Industrial Technology Development Institute (ITDI)
OU :
Org. Code : 19005000000





	Current Year Appropriations
	Supplemental Appropriations
X	Continuing Appropriations

Particulars	UACS CODE	Current Year Obligations												
		Authorize Appropriation	Adjustments (Transfer To/From, Realignment)	Adjusted Appropriations	Allotments Received	Adjustments (Withdrawal, Realignment)	Transfer To	Transfer From	Adjusted Total Allotments	1st Quarter Ending March 31	2nd Quarter Ending June 30	3rd Quarter Ending Sept. 30	4th Quarter Ending Dec. 31	Total
1	2	3	4	5=3+4	6	7	8	9	10=[6+(-7)+8+9]	11	12	13	14	15=(11+12+13+14)
Locally-Funded Project(s)		11,279,845.00	-	11,279,845.00	11,279,845.00	-	-	-	11,279,845.00	11,261,408.71	-	-	-	11,261,408.71
c Renovation/Renovation and Maintenance of ITDI Buildings	40105003	11,229,840.00	-	11,229,840.00	11,229,840.00	-	-	-	11,229,840.00	11,229,840.00	-	-	-	11,229,840.00
PS		-	-	-	-	-	-	-	-	-	-	-	-	-
MOOE		-	-	-	-	-	-	-	-	-	-	-	-	-
CO		11,229,840.00	-	11,229,840.00	11,229,840.00	-	-	-	11,229,840.00	11,229,840.00	-	-	-	11,229,840.00
d Repair/Renovations of the Materials Science Building	40105004	50,005.00	-	50,005.00	50,005.00	-	-	-	50,005.00	31,568.71	-	-	-	31,568.71
PS		-	-	-	-	-	-	-	-	-	-	-	-	-
MOOE		-	-	-	-	-	-	-	-	-	-	-	-	-
CO		50,005.00	-	50,005.00	50,005.00	-	-	-	50,005.00	31,568.71	-	-	-	31,568.71
Subtotal, Agency Specific Budget		11,596,895.58	-	11,596,895.58	11,596,895.58	-	-	-	11,596,895.58	11,261,408.71	-	240,300.00	-	11,501,708.71
PS		-	-	-	-	-	-	-	-	-	-	-	-	-
MOOE		-	-	-	-	-	-	-	-	-	-	-	-	-
CO		11,596,895.58	-	11,596,895.58	11,596,895.58	-	-	-	11,596,895.58	11,261,408.71	-	240,300.00	-	11,501,708.71
Recapitulation by MFO:														
MFO 1 - Scientific Research and Development	301000000	-	-	-	-	-	-	-	-	-	-	-	-	-
MFO 2 - Technical Advisory Services	302000000	-	-	-	-	-	-	-	-	-	-	-	-	-
OF WHICH:														
Major Programs/Projects														
KRA No. 3 - Rapid, Inclusive and Sustained Economic Growth														
1. Scientific Research and Development Services on Application of Technologies in Industrial, biological and Allied Fields	301010000	-	-	-	-	-	-	-	-	-	-	-	-	-
2. Testing and Analysis of Materials/Products, Calibration of Instruments and Apparatus and other Technical Services	302010000	-	-	-	-	-	-	-	-	-	-	-	-	-
3. Promotion and Marketing of Industrial Technologies and Services	302020000	-	-	-	-	-	-	-	-	-	-	-	-	-
Certified Correct:		Certified Correct:		Recommending Approval:		Approved by:								
 DR. JANET F. QUIZON OIC, Budget Section Date:		 SOLEDAD S. REYES Accountant IV - <i>prv</i> Date:		 DR. JANET F. QUIZON Chief, FMD Date:		 MARIA PATRICIA V. AZANZA, PH.D. Office of the Director Date:								

STATEMENT OF APPROPRIATIONS, ALLOTMENTS, OBLIGATIONS DISBURSEMENTS AND BALANCES
As of the Quarter Ending September 30, 2016

Department : Department of Science and Technology
Agency : Industrial Technology Development Institute (ITDI)
OU :
Org. Code : 190050000000

	Current Year Appropriations
	Supplemental Appropriations
X	Continuing Appropriations

Particulars	UACS CODE	Balances								
		1st Quarter Ending March 31	2nd Quarter Ending June 30	3rd Quarter Ending Sept. 30	4th Quarter Ending Dec. 31	Total	Unreleased Appropriations	Unobligated Allotment	Unpaid Obligations (15-20) = (23+24)	
		16	17	18	19	20=(16+17+18+19)	21=(5-10)	22=(10-15)	Due and Demandable 23	Not Yet Due and Demandable 24
Locally-Funded Project(s)		1,703,491.31	2,148,001.38	1,622,597.03	-	5,474,089.72	-	18,436.29	-	5,787,318.99
c Renovation/Renovation and Maintenance of ITDI Buildings	40105003	1,703,491.31	2,148,001.38	1,622,597.03	-	5,474,089.72	-	-	-	5,755,750.28
PS		-	-	-	-	-	-	-	-	-
MOOE		-	-	-	-	-	-	-	-	-
CO		1,703,491.31	2,148,001.38	1,622,597.03	-	5,474,089.72	-	-	-	5,755,750.28
d Repair/Renovations of the Materials Science Building	40105004	-	-	-	-	-	-	18,436.29	-	31,568.71
PS		-	-	-	-	-	-	-	-	-
MOOE		-	-	-	-	-	-	-	-	-
CO		-	-	-	-	-	-	-	-	-
Subtotal, Agency Specific Budget		1,703,491.31	2,148,001.38	1,622,597.03	-	5,474,089.72	-	18,436.29	-	31,568.71
PS		-	-	-	-	-	-	95,186.87	-	6,027,618.99
MOOE		-	-	-	-	-	-	-	-	-
CO		1,703,491.31	2,148,001.38	1,622,597.03	-	5,474,089.72	-	95,186.87	-	6,027,618.99
PS		-	-	-	-	-	-	-	-	-
MOOE		-	-	-	-	-	-	-	-	-
CO		1,703,491.31	2,148,001.38	1,622,597.03	-	5,474,089.72	-	95,186.87	-	6,027,618.99
Recapitulation by MFO:										
MFO 1 - Scientific Research and Development	301000000	-	-	-	-	-	-	-	-	-
MFO 2 - Technical Advisory Services	302000000	-	-	-	-	-	-	-	-	-
OF WHICH:										
Major Programs/Projects										
KRA No. 3 - Rapid, Inclusive and Sustained Economic Growth										
1. Scientific Research and Development Services on Application of Technologies in Industrial, biological and Allied Fields	301010000	-	-	-	-	-	-	-	-	-
2. Testing and Analysis of Materials/Products, Calibration of Instruments and Apparatus and other Technical Services	302010000	-	-	-	-	-	-	-	-	-
3. Promotion and Marketing of Industrial Technologies and Services	302020000	-	-	-	-	-	-	-	-	-
Certified Correct:		Certified Correct:		Recommending Approval:		Approved by:				
 DR. JANET F. QUIZON OIC, Budget Section Date:		 SOLEDAD S. REYES Accountant IV - g/m Date:		 DR. JANET F. QUIZON Chief, FMD Date:		 MARIA PATRICIA V. AZANZA, PH.D. Office of the Director Date:				