


STATEMENT OF APPROPRIATIONS, ALLOTMENTS, OBLIGATIONS DISBURSEMENTS AND BALANCES
As of the Quarter Ending December 31, 2015

FAR No. 1

Department : Department of Science and Technology
Agency : Industrial Technology Development Institute (ITDI)
OU :
Org. Code : 190050000000

X	Current Year Appropriations
	Supplemental Appropriations
	Continuing Appropriations

Particulars	UACS CODE	Appropriations								Current Year Obligations				
		Authorize Appropriation	Adjustments (Transfer To/From, Realignment)	Adjusted Appropriations	Allotments Received	Adjustments (Withdrawal, Realignment)	Transfer To	Transfer From	Adjusted Total Allotments	1st Quarter Ending March 31	2nd Quarter Ending June 30	3rd Quarter Ending Sept. 30	4th Quarter Ending Dec. 31	Total
1	2	3	4	5=3+4	6	7	8	9	10=([6+]-7)-8+9]	11	12	13	14	15=([11+12+13+14]
I. Agency Specific Budget		245,089,000.00		245,089,000.00	241,389,000.00			3,700,000.00	245,089,000.00	62,527,664.30	61,712,435.64	51,835,680.56	59,947,194.00	231,820,974.70
General Administration and Support		89,669,000.00		89,669,000.00	89,669,000.00				89,669,000.00	23,263,911.41	22,079,506.32	21,245,261.35	22,761,860.26	89,350,539.34
General Administration and Supervision	100010000	89,669,000.00		89,669,000.00	89,669,000.00				89,669,000.00	23,263,911.41	22,079,506.32	21,245,261.35	22,761,860.26	89,350,539.34
PS		71,891,000.00		71,891,000.00	71,891,000.00	1,447,402.00			73,338,402.00	21,572,905.91	17,310,768.25	15,601,923.72	18,851,603.16	73,337,201.04
MOOE		8,938,000.00		8,938,000.00	8,938,000.00	(1,447,402.00)			7,490,598.00	944,755.50	2,828,591.75	1,489,036.53	2,228,005.10	7,490,388.88
CO		8,840,000.00		8,840,000.00	8,840,000.00				8,840,000.00	746,250.00	1,940,146.32	4,154,301.10	1,682,252.00	8,522,949.42
Operations		141,170,000.00		141,170,000.00	137,470,000.00			3,700,000.00	141,170,000.00	39,063,752.89	39,632,929.52	30,588,415.21	30,215,178.74	139,500,280.36
MFO 1 - Scientific Research and Development	301000000	85,622,000.00		85,622,000.00	85,622,000.00				85,622,000.00	22,869,578.45	23,826,826.13	17,640,741.00	19,621,129.63	83,958,275.21
1. Scientific Research and Development Services on Application of Technologies in Industrial, biological and Allied Fields	301010000	85,622,000.00		85,622,000.00	85,622,000.00				85,622,000.00	22,869,578.45	23,826,826.13	17,640,741.00	19,621,129.63	83,958,275.21
PS		59,094,000.00		59,094,000.00	59,094,000.00	4,086,400.00			63,180,400.00	19,248,726.96	16,078,681.84	13,460,001.83	14,392,989.37	63,180,400.00
MOOE		26,528,000.00		26,528,000.00	26,528,000.00	(4,086,400.00)			22,441,600.00	3,620,851.49	7,748,144.29	4,180,739.17	5,228,140.26	20,777,875.21
CO														
a. Research and Development of Technologies in Industrial Manufacturing, Mineral Processing and Energy	301010001	79,579,000.00		79,579,000.00	79,579,000.00				79,579,000.00	21,071,848.22	22,041,387.15	16,296,191.69	18,508,868.94	77,918,396.00
PS		53,539,000.00		53,539,000.00	53,539,000.00	4,015,640.00			57,554,640.00	17,466,584.73	14,508,244.81	12,164,466.83	13,415,343.63	57,554,640.00
MOOE		26,040,000.00		26,040,000.00	26,040,000.00	(4,015,640.00)			22,024,360.00	3,605,363.49	7,533,142.34	4,131,724.86	5,093,525.31	20,363,756.00
CO														
b. Application of Research and Development Results of Technologies in Industrial Manufacturing, Mineral Processing and Energy	301010002	215,000.00		215,000.00	215,000.00				215,000.00	13,888.00	119,049.00		79,421.71	212,358.71
PS														
MOOE		215,000.00		215,000.00	215,000.00				215,000.00	13,888.00	119,049.00		79,421.71	212,358.71
CO														
c. Evaluation, Coordination and Monitoring of Industrial Programs/Projects and Management Information System	301010003	5,828,000.00		5,828,000.00	5,828,000.00				5,828,000.00	1,783,742.23	1,666,389.98	1,344,549.31	1,032,838.98	5,827,520.50
PS		5,555,000.00		5,555,000.00	5,555,000.00	70,760.00			5,625,760.00	1,782,142.23	1,570,437.03	1,295,535.00	977,645.74	5,625,760.00
MOOE		273,000.00		273,000.00	273,000.00	(70,760.00)			202,240.00	1,600.00	95,952.95	49,014.31	55,193.24	201,760.50
CO														
MFO 2 - Technical Advisory Services	302000000	55,548,000.00		55,548,000.00	51,848,000.00			3,700,000.00	55,548,000.00	16,194,174.44	15,806,103.39	12,947,678.21	10,594,049.11	55,542,005.15
2. Testing and Analysis of Materials/Products, Calibration of Instruments and Apparatus and other Technical Services	302010000	39,244,000.00		39,244,000.00	39,244,000.00			3,700,000.00	39,244,000.00	10,708,227.66	10,914,717.68	9,087,953.49	8,527,881.50	39,238,780.33
PS		29,704,000.00		29,704,000.00	29,704,000.00	752,000.00			30,456,000.00	9,003,744.37	8,677,064.45	7,389,844.70	5,385,346.48	30,456,000.00
MOOE		9,540,000.00		9,540,000.00	9,540,000.00	(752,000.00)		3,700,000.00	8,788,000.00	1,704,483.29	2,237,653.23	1,698,108.79	3,142,535.02	8,782,780.33
CO														
									10,159,802.00					



FMD Accounting File Copy

STATEMENT OF APPROPRIATIONS, ALLOTMENTS, OBLIGATIONS DISBURSEMENTS AND BALANCES
As of the Quarter Ending December 31, 2015

FAR No. 1

Department : Department of Science and Technology
Agency : Industrial Technology Development Institute (ITDI)
OU :
Org. Code : 190050000000

X	Current Year Appropriations
	Supplemental Appropriations
	Continuing Appropriations

Particulars	UACS CODE	Appropriations				Current Year Obligations								
		Authorize Appropriation	Adjustments (Transfer (To)(From, Realignment)	Adjusted Appropriations	Allotments Received	Adjustments (Withdrawal, Realignment)	Transfer To	Transfer From	Adjusted Total Allotments	1st Quarter Ending March 31	2nd Quarter Ending June 30	3rd Quarter Ending Sept. 30	4th Quarter Ending Dec. 31	Total
1	2	3	4	5=3+4	6	7	8	9	10=[(6+(-7))-8+9]	11	12	13	14	15=-(11+12+13+14)
3. Promotion and Marketing of Industrial Technologies and Services	302020000	16,304,000.00	-	16,304,000.00	16,304,000.00	-	-	-	16,304,000.00	5,485,946.78	4,891,385.71	3,859,724.72	2,066,167.61	16,303,224.82
PS		14,576,000.00	-	14,576,000.00	14,576,000.00	356,198.00	-	-	14,932,198.00	5,233,784.40	4,388,985.86	3,591,515.48	1,717,912.26	14,932,198.00
MOOE		1,728,000.00	-	1,728,000.00	1,728,000.00	(356,198.00)	-	-	1,371,802.00	252,162.38	502,399.85	268,209.24	348,255.35	1,371,026.82
CO														
Locally-Funded Project(s)		14,250,000.00	-	14,250,000.00	14,250,000.00	-	-	-	14,250,000.00				2,970,155.00	2,970,155.00
a. Development of Transport Packaging Technology for Fresh Fruits and Vegetables	413010001													
PS														
MOOE														
CO														
b. Application of Modified Atmosphere Packaging (MAP) Technology to enhance/ Improve the Shelf Life and Quality of Fresh Cut and Semi-Processed Fruits and Vegetables	413010002													
PS														
MOOE														
CO														
c. Toxic Migrants in Packaged Foods and Beverages: Addressing the Safety Issues of Packaging -Related Contaminants in Foods - Phase II	413010003													
PS														
MOOE														
CO														
d. Inter-Laboratory Comparisons of Additives and Contaminants	413010004													
PS														
MOOE														
CO														
e. Production of Secondary Certified Reference Materials and Provision of Proficiency Testing of Metals (Elemental Standard Solutions) in water	413010005													
PS														
MOOE														
CO														
f. Repair and Renovation of the Chemicals and Energy Division Building and Laboratory	401050001													
PS														
MOOE														
CO														
g. Repair/Renovation of the Food Processing														

STATEMENT OF APPROPRIATIONS, ALLOTMENTS, OBLIGATIONS DISBURSEMENTS AND BALANCES
As of the Quarter Ending December 31, 2015

FAR No. 1

Department : Department of Science and Technology
Agency : Industrial Technology Development Institute (ITDI)
OU :
Org. Code : 190050000000

X	Current Year Appropriations
	Supplemental Appropriations
	Continuing Appropriations





Particulars	UACS CODE	Appropriations								Current Year Obligations				
		Authorize Appropriation	Adjustments (Transfer (To)(From, Realignment)	Adjusted Appropriations	Allotments Received	Adjustments (Withdrawal, Realignment)	Transfer To	Transfer From	Adjusted Total Allotments	1st Quarter Ending March 31	2nd Quarter Ending June 30	3rd Quarter Ending Sept. 30	4th Quarter Ending Dec. 31	Total
1	2	3	4	5=3+4	6	7	8	9	10=([6+]-[7]-8+9)	11	12	13	14	15=([11+12+13+14])
Plant and Laboratories	401050002													
PS														
MOOE														
CO														
h. Repair/Renovation and Maintenance of ITDI Building and Facilities	401050003	11,250,000.00		11,250,000.00	11,250,000.00				11,250,000.00				20,160.00	20,160.00
PS														
MOOE		11,250,000.00		11,250,000.00	11,250,000.00				11,250,000.00				20,160.00	20,160.00
CO														
i. Repair/Renovation of the Materials Science Building for Upgrading and Establishment of Specialized Laboratories	401050004	3,000,000.00		3,000,000.00	3,000,000.00				3,000,000.00				2,949,995.00	2,949,995.00
PS														
MOOE		3,000,000.00		3,000,000.00	3,000,000.00				3,000,000.00				2,949,995.00	2,949,995.00
CO														
j. Renovation of the Packaging Technology Division Building (PTD)	401050005													
PS														
MOOE														
CO														
k. Renovation of/Upgrading of the Laboratories of Standards and Testing Division	401050006													
PS														
MOOE														
CO														
Subtotal, Agency Specific Budget		245,089,000.00		245,089,000.00	241,389,000.00			3,700,000.00	245,089,000.00	62,327,664.30	61,712,435.94	51,833,680.56	55,942,194.00	231,820,974.70
PS		175,265,000.00		175,265,000.00	175,265,000.00	6,642,000.00			181,907,000.00	55,059,161.64	46,455,500.40	40,043,285.73	40,347,851.27	181,905,799.04
MOOE		46,734,000.00		46,734,000.00	43,034,000.00	(6,642,000.00)		3,700,000.00	40,092,000.00	6,522,252.66	13,316,789.12	7,636,093.73	10,946,935.73	38,422,071.24
CO		23,090,000.00		23,090,000.00	23,090,000.00				23,090,000.00	746,250.00	1,940,146.32	4,154,301.10	4,652,407.00	11,493,104.42
h. Automatic Appropriations		11,465,000.00		11,465,000.00	11,465,000.00			537,715.00	12,002,715.00	2,911,979.12	3,096,621.70	2,999,793.24	2,994,320.94	12,002,715.00
PS (RLIP)								537,715.00	12,002,715.00	2,911,979.12	3,096,621.70	2,999,793.24	2,994,320.94	12,002,715.00
MOOE		11,465,000.00		11,465,000.00	11,465,000.00									
CO														
Subtotal, Automatic Appropriations		11,465,000.00		11,465,000.00	11,465,000.00			537,715.00	12,002,715.00	2,911,979.12	3,096,621.70	2,999,793.24	2,994,320.94	12,002,715.00
PS (RLIP)		11,465,000.00		11,465,000.00	11,465,000.00			537,715.00	12,002,715.00	2,911,979.12	3,096,621.70	2,999,793.24	2,994,320.94	12,002,715.00
MOOE														
CO														
III. Special Purpose Funds					17,316,656.00				17,316,656.00	764,445.32	8,664,207.12	2,897,492.99	4,989,205.19	17,315,350.62
Miscellaneous Personnel Benefits Fund (MPBF)	101406	-	-	-	12,021,516.00				12,021,516.00		8,026,059.00		3,994,156.16	12,020,215.16
PS					12,021,516.00				12,021,516.00		8,026,059.00		3,994,156.16	12,020,215.16
Pension and Gratuity Fund (PGF)	101407	-	-	-	5,295,140.00				5,295,140.00	764,445.32	638,148.12	2,897,492.99	995,049.03	5,295,135.46
PS					5,295,140.00				5,295,140.00	764,445.32	638,148.12	2,897,492.99	995,049.03	5,295,135.46
Subtotal, Special Purpose Funds					17,316,656.00				17,316,656.00	764,445.32	8,664,207.12	2,897,492.99	4,989,205.19	17,315,350.62
PS					17,316,656.00				17,316,656.00	764,445.32	8,664,207.12	2,897,492.99	4,989,205.19	17,315,350.62

STATEMENT OF APPROPRIATIONS, ALLOTMENTS, OBLIGATIONS DISBURSEMENTS AND BALANCES
As of the Quarter Ending December 31, 2015

FAR No. 1

Department : Department of Science and Technology
Agency : Industrial Technology Development Institute (ITDI)
OU :
Org. Code : 190050000000

X	Current Year Appropriations
	Supplemental Appropriations
	Continuing Appropriations

Particulars	UACS CODE	Appropriations								Current Year Obligations				
		Authorize Appropriation	Adjustments (Transfer (To)(From, Realignment)	Adjusted Appropriations	Allotments Received	Adjustments (Withdrawal, Realignment)	Transfer To	Transfer From	Adjusted Total Allotments	1st Quarter Ending March 31	2nd Quarter Ending June 30	3rd Quarter Ending Sept. 30	4th Quarter Ending Dec. 31	Total
1	2	3	4	5=3+4	6	7	8	9	10=([6+]-[7]-8+9]	11	12	13	14	15=([11+12+13+14])
GRAND TOTAL														
PS		186,730,000.00		186,730,000.00	204,046,656.00	6,642,000.00		537,715.00	211,226,371.00	58,735,586.08	58,216,329.22	45,940,571.96	48,331,377.40	211,223,864.66
MOOE		46,734,000.00		46,734,000.00	43,034,000.00	(6,642,000.00)		3,700,000.00	40,092,000.00	6,522,252.66	13,316,789.12	7,636,093.73	10,946,935.73	38,422,071.24
CO		23,090,000.00		23,090,000.00	23,090,000.00				23,090,000.00	746,250.00	1,940,146.32	4,154,301.10	4,652,407.00	11,493,104.42
Recapitulation by MFO:		141,170,000.00		141,170,000.00	137,470,000.00			3,700,000.00	141,170,000.00	39,063,752.89	39,632,929.52	30,588,419.21	30,215,178.74	139,500,280.36
MFO 1 - Scientific Research and Development	301000000	85,622,000.00		85,622,000.00	85,622,000.00				85,622,000.00	22,869,578.45	23,826,826.13	17,640,741.00	19,621,129.63	83,958,275.21
MFO 2 - Technical Advisory Services	302000000	55,548,000.00		55,548,000.00	51,848,000.00			3,700,000.00	55,548,000.00	16,194,174.44	15,806,103.39	12,947,678.21	10,594,049.11	55,542,005.15
OF WHICH:														
Major Programs/Projects														
KRA No. 3 - Rapid, Inclusive and Sustained Economic Growth		141,170,000.00		141,170,000.00	137,470,000.00			3,700,000.00	141,170,000.00	39,063,752.89	39,632,929.52	30,588,419.21	30,215,178.74	139,500,280.36
1. Scientific Research and Development Services on Application of Technologies in Industrial, biological and Allied Fields	301010000	85,622,000.00		85,622,000.00	85,622,000.00				85,622,000.00	22,869,578.45	23,826,826.13	17,640,741.00	19,621,129.63	83,958,275.21
2. Testing and Analysis of Materials/Products, Calibration of Instruments and Apparatus and other Technical Services	302010000	39,244,000.00		39,244,000.00	35,544,000.00			3,700,000.00	39,244,000.00	10,708,227.66	10,914,717.68	9,087,953.49	8,527,881.50	39,238,780.33
3. Promotion and Marketing of Industrial Technologies and Services	302020000	16,304,000.00		16,304,000.00	16,304,000.00				16,304,000.00	5,485,946.78	4,891,385.71	3,859,724.72	2,066,167.61	16,303,224.82
Certified Correct:		Certified Correct:		Recommending Approval:		Approved:								
 ERIC M. CHARLTON Budget Officer Date:		 SOLEDAD S. REYES Accountant IV Date:		 DR. JANET F. QUIZON Chief, FMD Date:		 MARIA PATRICIA V. AZANZA, PH.D. Office of the Director Date:								

STATEMENT OF APPROPRIATIONS, ALLOTMENTS, OBLIGATIONS DISBURSEMENTS AND BALANCES
As of the Quarter Ending December 31, 2015

FAR No. 1

Department : Department of Science and Technology
Agency : Industrial Technology Development Institute (ITDI)
OU :
Org. Code : 190050000000

X	Current Year Appropriations
	Supplemental Appropriations
	Continuing Appropriations

Particulars	UACS CODE	Balances								
		1st Quarter Ending March 31	2nd Quarter Ending June 30	3rd Quarter Ending Sept. 30	4th Quarter Ending Dec. 31	Total	Unreleased Appropriations	Unobligated Allotment	(15-20) = (23+24)	
		16	17	18	19	20=(16+17+18+19)	21=(5-10)	22=(10-15)	Unpaid Obligations Due and Demandable	Not Yet Due and Demandable
1	2	16	17	18	19	20=(16+17+18+19)	21=(5-10)	22=(10-15)	23	24
Agency Specific Budget		55,336,694.00	57,533,580.06	48,874,268.00	87,258,478.10	249,003,023.16		13,168,025.90	6,534,569.18	8,262,369.85
General Administration and Support		21,602,996.14	21,689,199.89	17,977,799.17	22,181,852.60	83,451,847.80		318,460.66	3,693,296.02	2,205,395.52
General Administration and Supervision	100010000	21,602,996.14	21,689,199.89	17,977,799.17	22,181,852.60	83,451,847.80		318,460.66	3,693,296.02	2,205,395.52
PS		20,749,878.34	18,064,617.23	15,621,379.49	19,671,049.18	74,106,924.24	(1,447,402.00)	1,200.96	129,331.70	(899,054.90)
MOOE		853,117.80	2,303,063.78	1,989,418.59	2,382,459.42	7,528,059.58	1,447,402.00	209.12	16,116.00	(53,786.70)
CO			1,321,518.88	367,001.10	128,344.00	1,816,863.98		317,050.58	3,547,848.32	3,158,237.12
Operations		33,733,697.86	35,844,380.17	30,896,469.83	34,614,967.25	135,089,515.11		1,669,719.64	2,861,267.17	1,549,498.08
MFO 1 - Scientific Research and Development	301000000	17,802,959.96	22,398,679.91	18,109,211.14	22,557,042.35	80,867,893.36		1,663,724.79	2,307,620.00	782,761.85
1. Scientific Research and Development Services on Application of Technologies in Industrial, biological and Allied Fields		17,802,959.96	22,398,679.91	18,109,211.14	22,557,042.35	80,867,893.36		1,663,724.79	2,307,620.00	782,761.85
PS	301010000	14,364,740.85	16,764,447.11	13,502,045.99	16,564,392.61	61,195,626.56	(4,086,400.00)		1,690,188.95	294,584.49
MOOE		3,438,219.11	5,634,232.80	4,607,165.15	5,992,649.74	19,672,266.80	4,086,400.00	1,663,724.79	617,431.05	488,177.36
CO										
a. Research and Development of Technologies in Industrial Manufacturing, Mineral Processing and Energy		15,981,297.73	20,607,272.93	16,782,641.83	21,498,814.69	74,870,027.18		1,660,604.00	2,307,620.00	740,748.82
PS	301010001	12,582,598.62	15,194,010.08	12,206,510.99	15,586,746.86	55,569,866.55	(4,015,640.00)		1,690,188.95	294,584.50
MOOE		3,398,699.11	5,413,262.85	4,576,130.84	5,912,067.83	19,300,160.63	4,015,640.00	1,660,604.00	617,431.05	446,164.32
CO										
b. Application of Research and Development Results of Technologies in Industrial Manufacturing, Mineral Processing and Energy		27,920.00	125,017.00		56,001.91	208,938.91		2,641.29		3,419.80
PS	301010002									
MOOE		27,920.00	125,017.00		56,001.91	208,938.91		2,641.29		3,419.80
CO										
c. Evaluation, Coordination and Monitoring of Industrial Programs/Projects and Management Information System		1,793,742.23	1,666,389.98	1,326,569.31	1,002,225.75	5,788,927.27		479.50		38,593.23
PS	301010003	1,782,142.23	1,570,437.03	1,295,535.00	977,645.75	5,625,760.01	(70,760.00)			(0.01)
MOOE		11,600.00	95,952.95	31,034.31	24,580.00	163,167.26	70,760.00	479.50		38,593.24
CO										
MFO 2 - Technical Advisory Services	302000000	15,930,737.90	13,445,700.26	12,787,258.69	12,057,924.90	54,221,621.75		5,994.85	553,647.17	766,736.23
2. Testing and Analysis of Materials/Products, Calibration of Instruments and Apparatus and other Technical Services		10,487,741.57	8,799,501.70	8,795,747.02	10,609,566.83	38,692,557.12		5,219.67	326,721.89	219,501.32
PS	302010000	9,000,094.40	7,282,024.28	7,449,220.08	6,717,204.24	30,448,543.00	(752,000.00)		6,004.00	1,453.00
MOOE		1,487,647.17	1,517,477.42	1,346,526.94	3,892,362.59	8,244,014.12	752,000.00	5,219.67	320,717.89	218,048.32
CO										

STATEMENT OF APPROPRIATIONS, ALLOTMENTS, OBLIGATIONS DISBURSEMENTS AND BALANCES
As of the Quarter Ending December 31, 2015

FAR No. 1

Department : Department of Science and Technology
Agency : Industrial Technology Development Institute (ITDI)
OU :
Org. Code : 190050000000

X	Current Year Appropriations
	Supplemental Appropriations
	Continuing Appropriations

Particulars	UACS CODE	Balances								
		1st Quarter Ending March 31	2nd Quarter Ending June 30	3rd Quarter Ending Sept. 30	4th Quarter Ending Dec. 31	Total	Unreleased Appropriations	Unobligated Allotment	Unpaid Obligations (15-20) ÷ (23+24)	
		16	17	18	19	20=(16+17+18+19)	21=(5-10)	22=(10-15)	Due and Demandable	Not Yet Due and Demandable
1	2	16	17	18	19	20=(16+17+18+19)	21=(5-10)	22=(10-15)	23	24
3. Promotion and Marketing of Industrial Technologies and Services	302020000	5,442,996.33	4,646,198.56	3,991,511.67	1,448,358.07	15,529,064.63		775.18	226,925.28	547,234.91
PS		5,213,572.80	4,409,197.46	3,591,515.48	1,236,903.02	14,451,188.76	(356,198.00)		126,917.16	354,092.08
MOOE		229,423.53	237,001.10	399,996.19	211,455.05	1,077,875.87	356,198.00	775.18	100,008.12	193,142.83
CO										
Locally-funded Project(s)					462,659.25	462,659.25		11,279,845.00		2,507,495.75
a. Development of Transport Packaging Technology for Fresh Fruits and Vegetables	413010001									
PS										
MOOE										
CO										
b. Application of Modified Atmosphere Packaging (MAP) Technology to enhance/improve the Shelf Life and Quality of Fresh Cut and Semi-Processed Fruits and Vegetables	413010002									
PS										
MOOE										
CO										
c. Toxic Migrants in Packaged Foods and Beverages: Addressing the Safety Issues of Packaging -Related Contaminants in Foods - Phase II	413010003									
PS										
MOOE										
CO										
d. Inter-Laboratory Comparisons of Additives and Contaminants	413010004									
PS										
MOOE										
CO										
e. Production of Secondary Certified Reference Materials and Provision of Proficiency Testing of Metals (Elemental Standard Solutions) in water	413010005									
PS										
MOOE										
CO										
f. Repair and Renovation of the Chemicals and Energy Division Building and Laboratory	401050001									
PS										
MOOE										
CO										
g. Repair/Renovation of the Food Processing										

STATEMENT OF APPROPRIATIONS, ALLOTMENTS, OBLIGATIONS DISBURSEMENTS AND BALANCES
As of the Quarter Ending December 31, 2015

FAR No. 1

Department : Department of Science and Technology
Agency : Industrial Technology Development Institute (ITDI)
OU :
Org. Code : 190050000000

X	Current Year Appropriations
	Supplemental Appropriations
	Continuing Appropriations

Particulars	UACS CODE	Balances								
		1st Quarter Ending March 31	2nd Quarter Ending June 30	3rd Quarter Ending Sept. 30	4th Quarter Ending Dec. 31	Total	Unreleased Appropriations	Unobligated Allotment	Unpaid Obligations (15-20) = (23+24)	
									Due and Demandable	Not Yet Due and Demandable
1	2	16	17	18	19	20=(16+17+18+19)	21=(5-10)	22=(10-15)	23	24
Plant and Laboratories	401050002									
PS										
MOOE										
CO										
h. Repair/Renovation and Maintenance of ITDI Building and Facilities	401050003				20,160.00	20,160.00		11,229,840.00		
PS										
MOOE					20,160.00	20,160.00		11,229,840.00		
CO										
i. Repair/Renovation of the Materials Science Building for Upgrading and Establishment of Specialized Laboratories	401050004				442,499.25	442,499.25		50,005.00		2,507,495.75
PS										
MOOE					442,499.25	442,499.25		50,005.00		2,507,495.75
CO										
j. Renovation of the Packaging Technology Division Building (PTD)	401050005									
PS										
MOOE										
CO										
k. Renovation/Upgrading of the Laboratories of Standards and Testing Division	401050006									
PS										
MOOE										
CO										
Subtotal, Agency Specific Budget		55,336,694.00	57,533,580.06	48,874,269.00	57,759,479.10	219,004,022.16		13,268,025.30	6,554,563.19	6,262,389.35
PS		49,328,286.39	46,520,286.08	40,164,161.04	44,189,549.05	180,202,282.56	(6,642,000.00)	1,200.96	1,952,441.81	(248,925.33)
MOOE		6,008,407.61	9,691,775.10	8,343,106.86	12,478,926.80	36,522,216.37	6,642,000.00	1,669,928.76	1,054,273.06	845,581.81
CO			1,321,518.88	367,001.10	591,003.25	2,279,523.23		11,596,895.58	3,547,848.32	5,665,732.87
h. Automatic Appropriations		2,911,834.82	3,096,621.70	2,999,793.24	2,994,320.94	12,002,570.70	(537,715.00)			144.30
PS (RLIP)		2,911,834.82	3,096,621.70	2,999,793.24	2,994,320.94	12,002,570.70	(537,715.00)			144.30
MOOE										
CO										
Subtotal, Automatic Appropriations		2,911,834.82	3,096,621.70	2,999,793.24	2,994,320.94	12,002,570.70	(537,715.00)			144.30
PS (RLIP)		2,911,834.82	3,096,621.70	2,999,793.24	2,994,320.94	12,002,570.70	(537,715.00)			144.30
MOOE										
CO										
ii. Special Purpose Funds		9,393,799.30	2,456,614.17	2,456,614.17	5,324,697.68	17,175,111.15	(17,316,656.00)	1,305.38	80,500.00	59,739.47
Miscellaneous Personnel Benefits Fund (MPBF)	101406		7,991,205.86		3,913,657.00	11,904,862.86	(12,021,516.00)	1,300.84	80,499.16	34,853.14
PS			7,991,205.86		3,913,657.00	11,904,862.86	(12,021,516.00)	1,300.84	80,499.16	34,853.14
Pension and Gratuity Fund (PGF)	101407		1,402,593.44	2,456,614.17	1,411,040.68	5,270,248.29	(5,295,140.00)	4.54	0.84	24,886.33
PS			1,402,593.44	2,456,614.17	1,411,040.68	5,270,248.29	(5,295,140.00)	4.54	0.84	24,886.33
Subtotal, Special Purpose Funds		9,393,799.30	2,456,614.17	2,456,614.17	5,324,697.68	17,175,111.15	(17,316,656.00)	1,305.38	80,500.00	59,739.47
PS			9,393,799.30	2,456,614.17	5,324,697.68	17,175,111.15	(17,316,656.00)	1,305.38	80,500.00	59,739.47

STATEMENT OF APPROPRIATIONS, ALLOTMENTS, OBLIGATIONS DISBURSEMENTS AND BALANCES
As of the Quarter Ending December 31, 2015

FAR No. 1

Department : Department of Science and Technology
Agency : Industrial Technology Development Institute (ITDI)
OU :
Org. Code : 190050000000

X	Current Year Appropriations
	Supplemental Appropriations
	Continuing Appropriations

Particulars	LIACS CODE	Balances								
		1st Quarter Ending March 31	2nd Quarter Ending June 30	3rd Quarter Ending Sept. 30	4th Quarter Ending Dec. 31	Total	Unreleased Appropriations	Unobligated Allotment	Unpaid Obligations (15-20) = (23+24)	
									Due and Demandable	Not Yet Due and Demandable
1	2	16	17	18	19	20=(16+17+18+19)	21=(5-10)	22=(10-15)	23	24
PS		52,240,121.21	59,010,707.08	45,620,568.45	52,508,567.67	209,379,964.41	(24,496,371.00)	2,506.34	2,032,941.81	(189,041.56)
MOOE		6,008,407.61	9,691,775.10	8,343,106.86	12,478,926.80	36,522,216.37	6,642,000.00	1,669,928.76	1,054,273.06	845,581.81
CO			1,321,518.88	367,001.10	591,003.25	2,279,523.23		11,596,895.58	3,547,848.32	5,665,732.87
Recapitulation by MFO:		33,733,697.86	35,844,380.17	30,896,469.83	34,614,967.25	135,089,515.11		1,669,719.64	2,861,267.17	1,549,498.08
MFO 1 - Scientific Research and Development	301000000	17,802,959.96	22,398,679.91	18,109,211.14	22,557,042.35	80,867,893.36		1,663,724.79	2,307,620.00	782,761.85
MFO 2 - Technical Advisory Services	302000000	15,930,737.90	13,445,700.26	12,787,258.69	12,057,924.90	54,221,621.75		5,994.85	553,647.17	766,736.23
OF WHICH:										
Major Programs/Projects										
KRA No. 3 - Rapid, Inclusive and Sustained Economic Growth		33,733,697.86	35,844,380.17	30,896,469.83	34,614,967.25	135,089,515.11		1,669,719.64	2,861,267.17	1,549,498.08
1. Scientific Research and Development Services on Application of Technologies in Industrial, biological and Allied Fields	301010000	17,802,959.96	22,398,679.91	18,109,211.14	22,557,042.35	80,867,893.36		1,663,724.79	2,307,620.00	782,761.85
2. Testing and Analysis of Materials/Products, Calibration of Instruments and Apparatus and other Technical Services	302010000	10,487,741.57	8,799,501.70	8,795,747.02	10,609,566.83	38,692,557.12		5,219.67	326,721.89	219,501.32
3. Promotion and Marketing of Industrial Technologies and Services	302020000	5,442,996.33	4,646,198.56	3,991,511.67	1,448,358.07	15,529,064.63		775.18	226,925.28	547,234.91
<div> <div> Certified Correct: ERIC M. CHARLTON Budget Officer Date: </div> <div> Certified Correct: SOLEDAD S. REYES Accountant IV Date: </div> <div> Recommending Approval: DR. JANET F. QUIZON Chief, FMD Date: </div> <div> Approved by: MARIA PATRICIA V. AZANZA, PH.D. Office of the Director Date: </div> </div>										


STATEMENT OF APPROPRIATIONS, ALLOTMENTS, OBLIGATIONS DISBURSEMENTS AND BALANCES
As of the Quarter Ending December 31, 2015

FAR No. 1

Department : Department of Science and Technology
Agency : Industrial Technology Development Institute (ITDI)
OU :
Org. Code : 190050000000

	Current Year Appropriations
	Supplemental Appropriations
X	Continuing Appropriations

Particulars	UACS CODE	Appropriations					Current Year Obligations							
		Authorize Appropriation	Adjustments (Transfer (To)(From, Reallignment)	Adjusted Appropriations	Allotments Received	Adjustments (Withdrawal, Reallignment)	Transfer To	Transfer From	Adjusted Total Allotments	1st Quarter Ending March 31	2nd Quarter Ending June 30	3rd Quarter Ending Sept. 30	4th Quarter Ending Dec. 31	Total
1	2	3	4	5=3+4	6	7	8	9	10=[(6+)-(7)-8+9]	11	12	13	14	15=(11+12+13+14)
Agency Specific Budget		17,611,680.81	2,682,000.00	20,293,680.81	20,293,680.81				20,293,680.81	1,635,422.57	3,277,305.50	10,345,516.39	7,480,798.45	17,697,043.11
General Administration and Support		452,708.01	-	452,708.01	452,708.01	-	-	-	452,708.01	452,485.04	(7,675.08)	5,983.32	-	450,793.28
General Administration and Supervision	100010000	452,708.01	-	452,708.01	452,708.01	-	-	-	452,708.01	452,485.04	(7,675.08)	5,983.32	-	450,793.28
PS		-	-	-	-	-	-	-	-	-	-	-	-	-
MOOE		452,708.01	-	452,708.01	452,708.01	-	-	-	452,708.01	452,485.04	(7,675.08)	5,983.32	-	450,793.28
CO		-	-	-	-	-	-	-	-	-	-	-	-	-
Operations		1,971,353.76	2,682,000.00	4,653,353.76	4,653,353.76	-	-	-	4,653,353.76	343,050.96	2,237,498.55	390,682.89	82,612.69	3,053,845.09
MFO 1 - Scientific Research and Development	301000000	1,971,353.76	-	1,971,353.76	1,971,353.76	-	-	-	1,971,353.76	343,050.96	1,169,942.06	370,685.44	82,612.69	1,966,291.15
1. Scientific Research and Development Services on Application of Technologies in Industrial, biological and Allied Fields	301010000	1,971,353.76	-	1,971,353.76	1,971,353.76	-	-	-	1,971,353.76	343,050.96	1,169,942.06	370,685.44	82,612.69	1,966,291.15
PS		-	-	-	-	-	-	-	-	-	-	-	-	-
MOOE		1,589,045.50	-	1,589,045.50	1,589,045.50	-	-	-	1,589,045.50	137,505.96	1,023,692.06	370,685.44	52,612.69	1,584,496.15
CO		382,308.26	-	382,308.26	382,308.26	-	-	-	382,308.26	205,545.00	146,250.00	-	30,000.00	381,795.00
a. Research and Development of Technologies in Industrial Manufacturing, Mineral Processing and Energy	301010001	1,971,353.76	-	1,971,353.76	1,971,353.76	-	-	-	1,971,353.76	343,050.96	1,169,942.06	370,685.44	82,612.69	1,966,291.15
PS		-	-	-	-	-	-	-	-	-	-	-	-	-
MOOE		1,589,045.50	-	1,589,045.50	1,589,045.50	-	-	-	1,589,045.50	137,505.96	1,023,692.06	370,685.44	52,612.69	1,584,496.15
CO		382,308.26	-	382,308.26	382,308.26	-	-	-	382,308.26	205,545.00	146,250.00	-	30,000.00	381,795.00
b. Application of Research and Development Results of Technologies in Industrial Manufacturing, Mineral Processing and Energy	301010002	-	-	-	-	-	-	-	-	-	-	-	-	-
PS		-	-	-	-	-	-	-	-	-	-	-	-	-
MOOE		-	-	-	-	-	-	-	-	-	-	-	-	-
CO		-	-	-	-	-	-	-	-	-	-	-	-	-
c. Evaluation, Coordination and Monitoring of Industrial Programs/Projects and Management Information System	301010003	-	-	-	-	-	-	-	-	-	-	-	-	-
PS		-	-	-	-	-	-	-	-	-	-	-	-	-
MOOE		-	-	-	-	-	-	-	-	-	-	-	-	-
CO		-	-	-	-	-	-	-	-	-	-	-	-	-
MFO 2 - Technical Advisory Services	302000000	-	2,682,000.00	2,682,000.00	2,682,000.00	-	-	-	2,682,000.00	-	1,067,556.49	19,997.45	-	1,087,553.94
2. Testing and Analysis of Materials/Products, Calibration of Instruments and Apparatus and other Technical Services	302010000	-	2,682,000.00	2,682,000.00	2,682,000.00	-	-	-	2,682,000.00	-	1,067,556.49	19,997.45	-	1,087,553.94
PS		-	-	-	-	-	-	-	-	-	-	-	-	-
MOOE		-	2,682,000.00	2,682,000.00	2,682,000.00	-	-	-	2,682,000.00	-	1,067,556.49	19,997.45	-	1,087,553.94
CO		-	-	-	-	-	-	-	-	-	-	-	-	-
3. Promotion and Marketing of Industrial Technologies and Services	302020000	-	-	-	-	-	-	-	-	-	-	-	-	-
PS		-	-	-	-	-	-	-	-	-	-	-	-	-
MOOE		-	-	-	-	-	-	-	-	-	-	-	-	-
CO		-	-	-	-	-	-	-	-	-	-	-	-	-



FMD Accounting File Copy

STATEMENT OF APPROPRIATIONS, ALLOTMENTS, OBLIGATIONS DISBURSEMENTS AND BALANCES
As of the Quarter Ending December 31, 2015

FAR No. 1

Department : Department of Science and Technology
Agency : Industrial Technology Development Institute (ITDI)
OU :
Org. Code : 190050000000





	Current Year Appropriations
	Supplemental Appropriations
X	Continuing Appropriations

Particulars	UACS CODE									Current Year Obligations				
		Authorize Appropriation	Adjustments (Transfer To)(From, Realignment)	Adjusted Appropriations	Allotments Received	Adjustments (Withdrawal, Realignment)	Transfer To	Transfer From	Adjusted Total Allotments	1st Quarter Ending March 31	2nd Quarter Ending June 30	3rd Quarter Ending Sept. 30	4th Quarter Ending Dec. 31	Total
1	2	3	4	5=3+4	6	7	8	9	10=[(6+)-7]-8+9]	11	12	13	14	15=[11+12+13+14]
Locally-Funded Project(s)		15,187,619.04	-	15,187,619.04	15,187,619.04	-	-	-	15,187,619.04	839,886.57	997,482.03	9,948,850.38	2,406,185.76	14,192,404.74
a Repair/Renovation and Maintenance of CED Building	40105003	153,110.59	-	153,110.59	153,110.59	-	-	-	153,110.59	151,727.44	-	-	-	151,727.44
PS		-	-	-	-	-	-	-	-	-	-	-	-	-
MOOE		-	-	-	-	-	-	-	-	-	-	-	-	-
CO		153,110.59	-	153,110.59	153,110.59	-	-	-	153,110.59	151,727.44	-	-	-	151,727.44
b Repair/Renovation of the Food Processing Plant	40105004	164,005.00	-	164,005.00	164,005.00	-	-	-	164,005.00	160,212.25	-	-	-	160,212.25
PS		-	-	-	-	-	-	-	-	-	-	-	-	-
MOOE		-	-	-	-	-	-	-	-	-	-	-	-	-
CO		164,005.00	-	164,005.00	164,005.00	-	-	-	164,005.00	160,212.25	-	-	-	160,212.25
c Renovation/Renovation and Maintenance of ITDI Buildings	40105005	4,500,000.00	-	4,500,000.00	4,500,000.00	-	-	-	4,500,000.00	-	-	3,865,737.92	598,868.02	4,464,605.94
PS		-	-	-	-	-	-	-	-	-	-	-	-	-
MOOE		-	-	-	-	-	-	-	-	-	-	-	-	-
CO		4,500,000.00	-	4,500,000.00	4,500,000.00	-	-	-	4,500,000.00	-	-	3,865,737.92	598,868.02	4,464,605.94
c Repair/Renovations of the Materials Science Building	40105006	4,000,000.00	-	4,000,000.00	4,000,000.00	-	-	-	4,000,000.00	-	-	3,948,995.00	-	3,948,995.00
PS		-	-	-	-	-	-	-	-	-	-	-	-	-
MOOE		-	-	-	-	-	-	-	-	-	-	-	-	-
CO		4,000,000.00	-	4,000,000.00	4,000,000.00	-	-	-	4,000,000.00	-	-	3,948,995.00	-	3,948,995.00
e Establishment of Metrology in Chemistry Infra	40105007	1,952.55	-	1,952.55	1,952.55	-	-	-	1,952.55	-	-	-	-	-
PS		-	-	-	-	-	-	-	-	-	-	-	-	-
MOOE		-	-	-	-	-	-	-	-	-	-	-	-	-
CO		1,952.55	-	1,952.55	1,952.55	-	-	-	1,952.55	-	-	-	-	-
f Development of Transport Packaging Technology for Fresh Fruits and Vegetables	413010001	1,452,369.99	-	1,452,369.99	1,452,369.99	-	-	-	1,452,369.99	165,244.62	211,601.80	251,515.49	562,253.03	1,190,614.94
PS		-	-	-	-	-	-	-	-	-	-	-	-	-
MOOE		1,452,369.99	-	1,452,369.99	1,452,369.99	-	-	-	1,452,369.99	165,244.62	211,601.80	251,515.49	562,253.03	1,190,614.94
CO		-	-	-	-	-	-	-	-	-	-	-	-	-
g Application of Modified Atmosphere Packaging (MAP) Technology to enhance/improve the Shelf life and Quality of Fresh Cut and Semi Processed F&V	413010002	1,015,650.09	-	1,015,650.09	1,015,650.09	-	-	-	1,015,650.09	160,885.82	69,170.85	515,665.54	225,600.70	971,322.91
PS		-	-	-	-	-	-	-	-	-	-	-	-	-
MOOE		1,015,650.09	-	1,015,650.09	1,015,650.09	-	-	-	1,015,650.09	160,885.82	69,170.85	515,665.54	225,600.70	971,322.91
CO		-	-	-	-	-	-	-	-	-	-	-	-	-
h Toxic Migrants in Packaged Foods and Beverages: Addressing the Safety Issues of Packaging - related contaminants in Foods - Phase II	413010003	1,569,200.64	-	1,569,200.64	1,569,200.64	-	-	-	1,569,200.64	74,466.38	711,453.88	576,554.67	(15,693.11)	1,346,781.82
PS		-	-	-	-	-	-	-	-	-	-	-	-	-
MOOE		1,569,200.64	-	1,569,200.64	1,569,200.64	-	-	-	1,569,200.64	74,466.38	711,453.88	576,554.67	(15,693.11)	1,346,781.82
CO		-	-	-	-	-	-	-	-	-	-	-	-	-

STATEMENT OF APPROPRIATIONS, ALLOTMENTS, OBLIGATIONS DISBURSEMENTS AND BALANCES
As of the Quarter Ending December 31, 2015

Department : Department of Science and Technology
Agency : Industrial Technology Development Institute (ITDI)
OU :
Org. Code : 190050000000

	Current Year Appropriations
	Supplemental Appropriations
X	Continuing Appropriations

Particulars	UACS CODE									Current Year Obligations				
		Authorize Appropriation	Adjustments (Transfer To/From, Realignment)	Adjusted Appropriations	Allotments Received	Adjustments (Withdrawal, Realignment)	Transfer To	Transfer From	Adjusted Total Allotments	1st Quarter Ending March 31	2nd Quarter Ending June 30	3rd Quarter Ending Sept. 30	4th Quarter Ending Dec. 31	Total
1	2	3	4	5=3+4	6	7	8	9	10=[(6+)-7]-8+9	11	12	13	14	15=(11+12+13+14)
I. Interlaboratory Comparison of Additives and Contaminants	413010004	1,763,380.93	-	1,763,380.93	1,763,380.93	-	-	-	1,763,380.93	17,421.76	-	454,152.67	992,778.82	1,464,353.25
PS		-	-	-	-	-	-	-	-	-	-	-	-	-
MOOE		1,763,380.93	-	1,763,380.93	1,763,380.93	-	-	-	1,763,380.93	17,421.76	-	454,152.67	992,778.82	1,464,353.25
CO		-	-	-	-	-	-	-	-	-	-	-	-	-
J. Production of Secondary Certified Reference Materials and Provision of Proficiency Testing of Metals (Elemental Standard Solutions) in Water	413010005	567,949.25	-	567,949.25	567,949.25	-	-	-	567,949.25	109,928.30	5,255.50	336,229.09	42,378.30	493,791.19
PS		-	-	-	-	-	-	-	-	-	-	-	-	-
MOOE		265,249.25	-	265,249.25	265,249.25	-	-	-	265,249.25	109,928.30	5,255.50	77,555.09	69,757.30	262,496.19
CO		302,700.00	-	302,700.00	302,700.00	-	-	-	302,700.00	-	-	258,674.00	(27,379.00)	231,295.00
Subtotal, Agency Specific Budget		17,611,680.81	2,682,000.00	20,293,680.81	20,293,680.81	-	-	-	20,293,680.81	1,635,422.57	3,227,305.50	10,345,516.59	2,488,798.45	17,697,043.11
PS		-	-	-	-	-	-	-	-	-	-	-	-	-
MOOE		8,107,604.41	2,682,000.00	10,789,604.41	10,789,604.41	-	-	-	10,789,604.41	1,117,937.88	3,081,055.50	2,272,109.67	1,887,309.43	8,358,412.48
CO		9,504,076.40	-	9,504,076.40	9,504,076.40	-	-	-	9,504,076.40	517,484.69	146,250.00	8,073,406.92	601,489.02	9,338,630.63
PS		-	-	-	-	-	-	-	-	-	-	-	-	-
MOOE		8,107,604.41	2,682,000.00	10,789,604.41	10,789,604.41	-	-	-	10,789,604.41	1,117,937.88	3,081,055.50	2,272,109.67	1,887,309.43	8,358,412.48
CO		9,504,076.40	-	9,504,076.40	9,504,076.40	-	-	-	9,504,076.40	517,484.69	146,250.00	8,073,406.92	601,489.02	9,338,630.63
Recapitulation by MFO:		1,971,353.76	2,682,000.00	4,653,353.76	4,653,353.76	-	-	-	4,653,353.76	343,050.96	2,237,498.55	390,682.89	82,612.69	3,053,845.09
MFO 1 - Scientific Research and Development	301000000	1,971,353.76	-	1,971,353.76	1,971,353.76	-	-	-	1,971,353.76	343,050.96	1,169,942.06	370,685.44	82,612.69	1,966,291.15
MFO 2 - Technical Advisory Services	302000000	-	2,682,000.00	2,682,000.00	2,682,000.00	-	-	-	2,682,000.00	-	1,067,556.49	19,997.45	-	1,087,553.94
OF WHICH:														
Major Programs/Projects														
KRA No. 3 - Rapid, Inclusive and Sustained Economic Growth		1,971,353.76	2,682,000.00	4,653,353.76	4,653,353.76	-	-	-	4,653,353.76	343,050.96	2,237,498.55	390,682.89	82,612.69	3,053,845.09
1. Scientific Research and Development Services on Application of Technologies in Industrial, biological and Allied Fields	301010000	1,971,353.76	-	1,971,353.76	1,971,353.76	-	-	-	1,971,353.76	343,050.96	1,169,942.06	370,685.44	82,612.69	1,966,291.15
2. Testing and Analysis of Materials/Products, Calibration of Instruments and Apparatus and other Technical Services	302010000	-	2,682,000.00	2,682,000.00	2,682,000.00	-	-	-	2,682,000.00	-	1,067,556.49	19,997.45	-	1,087,553.94
3. Promotion and Marketing of Industrial Technologies and Services	302020000	-	-	-	-	-	-	-	-	-	-	-	-	-
Certified Correct:														
 ERIC M. CHARLSON Budget Officer Date:														
Certified Correct:														
 SOLEDAD S. REYES Accountant IV Date:														
Recommending Approval:														
 DR. JANET F. QUIZON Chief, FMD Date:														
Approved by:														
 MARIA PATRICIA V. AZANZA, PH.D. Office of the Director Date:														

STATEMENT OF APPROPRIATIONS, ALLOTMENTS, OBLIGATIONS DISBURSEMENTS AND BALANCES
As of the Quarter Ending December 31, 2015

Department : Department of Science and Technology
Agency : Industrial Technology Development Institute (ITDI)
OU :
Org. Code : 190050000000

	Current Year Appropriations
	Supplemental Appropriations
X	Continuing Appropriations

Particulars	UACS CODE	Balances								
		1st Quarter Ending March 31	2nd Quarter Ending June 30	3rd Quarter Ending Sept. 30	4th Quarter Ending Dec. 31	Total	Unreleased Appropriations	Unobligated Allotment	Unpaid Obligations (15-20) = (23+24)	
		16	17	18	19	20=(16+17+18+19)	21=(5-10)	22=(10-15)	Due and Demandable 23	Not Yet Due and Demandable 24
General Administration and Support		740,711.74	1,301,916.28	2,538,589.05	4,999,164.67	11,580,372.19		1,594,446.06	4,276,876.80	8,837,994.14
General Administration and Supervision	100010000	369,711.74	57,381.03	16,468.32	-	443,561.09	-	1,914.73	-	7,232.19
PS		369,711.74	57,381.03	16,468.32	-	443,561.09	-	1,914.73	-	7,232.19
MOOE		369,711.74	57,381.03	16,468.32	-	443,561.09	-	1,914.73	-	7,232.19
CO		-	-	-	-	-	-	-	-	-
Operations		55,545.00	1,536,366.16	520,678.43	494,592.60	2,607,182.19	-	1,599,508.67	18,762.89	427,900.01
MFO 1 - Scientific Research and Development	301000000	55,545.00	773,059.67	501,640.18	494,592.60	1,824,837.45	-	5,062.61	18,762.89	122,690.81
1. Scientific Research and Development Services on Application of Technologies in Industrial, biological and Allied Fields	301010000	55,545.00	773,059.67	501,640.18	494,592.60	1,824,837.45	-	5,062.61	18,762.89	122,690.81
PS		-	-	-	-	-	-	-	-	-
MOOE		-	629,659.67	454,692.93	370,806.60	1,455,159.20	-	4,549.35	18,762.89	110,574.06
CO		55,545.00	143,400.00	46,947.25	123,786.00	369,678.25	-	513.26	-	12,116.75
a. Research and Development of Technologies in Industrial Manufacturing, Mineral Processing and Energy	301010001	55,545.00	773,059.67	501,640.18	494,592.60	1,824,837.45	-	5,062.61	18,762.89	122,690.81
PS		-	-	-	-	-	-	-	-	-
MOOE		-	629,659.67	454,692.93	370,806.60	1,455,159.20	-	4,549.35	18,762.89	110,574.06
CO		55,545.00	143,400.00	46,947.25	123,786.00	369,678.25	-	513.26	-	12,116.75
b. Application of Research and Development Results of Technologies in Industrial Manufacturing, Mineral Processing and Energy	301010002	-	-	-	-	-	-	-	-	-
PS		-	-	-	-	-	-	-	-	-
MOOE		-	-	-	-	-	-	-	-	-
CO		-	-	-	-	-	-	-	-	-
c. Evaluation, Coordination and Monitoring of Industrial Programs/Projects and Management Information System	301010003	-	-	-	-	-	-	-	-	-
PS		-	-	-	-	-	-	-	-	-
MOOE		-	-	-	-	-	-	-	-	-
CO		-	-	-	-	-	-	-	-	-
MFO 2 - Technical Advisory Services	302000000	-	763,306.49	19,038.25	-	782,344.74	-	1,594,446.06	-	305,209.20
2. Testing and Analysis of Materials/Products, Calibration of Instruments and Apparatus and other Technical Services	302010000	-	763,306.49	19,038.25	-	782,344.74	-	1,594,446.06	-	305,209.20
PS		-	-	-	-	-	-	-	-	-
MOOE		-	763,306.49	19,038.25	-	782,344.74	-	1,594,446.06	-	305,209.20
CO		-	-	-	-	-	-	-	-	-
3. Promotion and Marketing of Industrial Technologies and Services	302020000	-	-	-	-	-	-	-	-	-
PS		-	-	-	-	-	-	-	-	-
MOOE		-	-	-	-	-	-	-	-	-
CO		-	-	-	-	-	-	-	-	-

STATEMENT OF APPROPRIATIONS, ALLOTMENTS, OBLIGATIONS DISBURSEMENTS AND BALANCES
As of the Quarter Ending December 31, 2015

FAR No. 1

Department : Department of Science and Technology
Agency : Industrial Technology Development Institute (ITDI)
OU :
Org. Code : 190050000000

	Current Year Appropriations
	Supplemental Appropriations
X	Continuing Appropriations





Particulars	UACS CODE	Balances								
		1st Quarter Ending March 31	2nd Quarter Ending June 30	3rd Quarter Ending Sept. 30	4th Quarter Ending Dec. 31	Total	Unreleased Appropriations	Unobligated Allotment	Unpaid Obligations (15-20) = (23+24)	
		16	17	18	19	20=(16+17+18+19)	21=(5-10)	22=(10-15)	Due and Demandable	Not Yet Due and Demandable
1	2	16	17	18	19	20=(16+17+18+19)	21=(5-10)	22=(10-15)	23	24
Locally-Funded Project(s)		315,476.45	1,308,169.09	2,001,412.30	5,904,571.07	9,529,628.91	-	995,214.30	4,259,913.91	402,861.92
a Repair/Renovation and Maintenance of CED Building	40105003	-	151,727.44	-	-	151,727.44	-	1,383.15	-	-
PS		-	-	-	-	-	-	-	-	-
MOOE		-	-	-	-	-	-	-	-	-
CO		-	151,727.44	-	-	151,727.44	-	1,383.15	-	-
b Repair/Renovation of the Food Processing Plant	40105004	160,212.25	-	-	-	160,212.25	-	3,792.75	-	-
PS		-	-	-	-	-	-	-	-	-
MOOE		-	-	-	-	-	-	-	-	-
CO		160,212.25	-	-	-	160,212.25	-	3,792.75	-	-
c Renovation/Renovation and Maintenance of ITDI Buildings	40105005	-	-	69,850.35	1,945,569.59	2,015,419.94	-	35,394.06	2,563,221.63	(114,035.63)
PS		-	-	-	-	-	-	-	-	-
MOOE		-	-	-	-	-	-	-	-	-
CO		-	-	69,850.35	1,945,569.59	2,015,419.94	-	35,394.06	2,563,221.63	(114,035.63)
c Repair/Renovations of the Materials Science Building	40105006	-	-	592,349.25	1,769,149.78	2,361,499.03	-	51,005.00	1,288,162.16	299,333.81
PS		-	-	-	-	-	-	-	-	-
MOOE		-	-	-	-	-	-	-	-	-
CO		-	-	592,349.25	1,769,149.78	2,361,499.03	-	51,005.00	1,288,162.16	299,333.81
e Establishment of Metrology in Chemistry Infra	40105007	-	-	-	-	-	-	1,952.55	-	-
PS		-	-	-	-	-	-	-	-	-
MOOE		-	-	-	-	-	-	-	-	-
CO		-	-	-	-	-	-	1,952.55	-	-
f. Development of Transport Packaging Technology for Fresh Fruits and Vegetables	413010001	155,264.20	232,788.22	147,019.95	612,739.84	1,147,812.21	-	261,755.05	41,382.75	1,419.98
PS		-	-	-	-	-	-	-	-	-
MOOE		155,264.20	232,788.22	147,019.95	612,739.84	1,147,812.21	-	261,755.05	41,382.75	1,419.98
CO		-	-	-	-	-	-	-	-	-
g Application of Modified Atmosphere Packaging (MAP) Technology to enhance/improve the Shelf life and Quality of Fresh Cut and Semi Processed F&V	413010002	-	267,384.02	371,517.42	286,825.36	925,726.80	-	44,327.18	8,761.09	36,835.02
PS		-	-	-	-	-	-	-	-	-
MOOE		-	267,384.02	371,517.42	286,825.36	925,726.80	-	44,327.18	8,761.09	36,835.02
CO		-	-	-	-	-	-	-	-	-
f Toxic Migrants in Packaged Foods and Beverages: Addressing the Safety Issues of Packaging - related contaminants in Foods - Phase II	413010003	-	581,169.35	542,525.80	29,086.67	1,152,781.82	-	222,418.82	174,000.00	20,000.00
PS		-	-	-	-	-	-	-	-	-
MOOE		-	581,169.35	542,525.80	29,086.67	1,152,781.82	-	222,418.82	174,000.00	20,000.00
CO		-	-	-	-	-	-	-	-	-

STATEMENT OF APPROPRIATIONS, ALLOTMENTS, OBLIGATIONS DISBURSEMENTS AND BALANCES
As of the Quarter Ending December 31, 2015

FAR No. 1

Department : Department of Science and Technology
Agency : Industrial Technology Development Institute (ITDI)
OU :
Org. Code : 190050000000

	Current Year Appropriations
	Supplemental Appropriations
X	Continuing Appropriations

Particulars	UACS CODE	Balances								
		1st Quarter Ending March 31	2nd Quarter Ending June 30	3rd Quarter Ending Sept. 30	4th Quarter Ending Dec. 31	Total	Unreleased Appropriations	Unobligated Allotment	Unpaid Obligations (15-20) = (23+24)	
		16	17	18	19	20=(16+17+18+19)	21=(5-10)	22=(10-15)	Due and Demandable	Not Yet Due and Demandable
1	2	16	17	18	19	20=(16+17+18+19)	21=(5-10)	22=(10-15)	23	24
i. Interlaboratory Comparison of Additives and Contaminants	413010004	-	17,421.76	227,776.34	1,066,938.66	1,312,136.76	-	299,027.68	33,864.88	118,351.61
PS		-	-	-	-	-	-	-	-	-
MOOE		-	17,421.76	227,776.34	1,066,938.66	1,312,136.76	-	299,027.68	33,864.88	118,351.61
CO		-	-	-	-	-	-	-	-	-
j. Production of Secondary Certified Reference Materials and Provision of Proficiency Testing of Metals (Elemental Standard Solutions) in Water	413010005	-	57,678.30	50,373.19	194,261.17	302,312.66	-	74,158.06	150,521.40	40,957.13
PS		-	-	-	-	-	-	-	-	-
MOOE		-	57,678.30	50,373.19	107,616.17	215,667.66	-	2,753.06	5,871.40	40,957.13
CO		-	-	-	86,645.00	86,645.00	-	71,405.00	144,650.00	-
Subtotal, Agency Specific Budget		740,733.19	2,901,916.28	2,538,559.05	6,399,163.67	12,580,372.19	-	2,596,637.70	4,278,676.80	837,994.12
PS		-	-	-	-	-	-	-	-	-
MOOE		524,975.94	2,606,788.84	1,829,412.20	2,474,013.30	7,435,190.28	-	2,431,191.93	282,643.01	640,579.19
CO		215,757.25	295,127.44	709,146.85	3,925,150.37	5,145,181.91	-	165,445.77	3,996,033.79	197,414.93
PS		-	-	-	-	-	-	-	-	-
MOOE		524,975.94	2,606,788.84	1,829,412.20	2,474,013.30	7,435,190.28	-	2,431,191.93	282,643.01	640,579.19
CO		215,757.25	295,127.44	709,146.85	3,925,150.37	5,145,181.91	-	165,445.77	3,996,033.79	197,414.93
Recapitulation by MFO:		55,545.00	1,536,366.16	520,678.43	494,592.60	2,607,182.19	-	1,599,508.67	18,762.89	427,900.01
MFO 1 - Scientific Research and Development	301000000	55,545.00	773,059.67	501,640.18	494,592.60	1,824,837.45	-	5,062.61	18,762.89	122,690.81
MFO 2 - Technical Advisory Services	302000000	-	763,306.49	19,038.25	-	782,344.74	-	1,594,446.06	-	305,209.20
OF WHICH:										
Major Programs/Projects										
KRA No. 3 - Rapid, Inclusive and Sustained Economic Growth		55,545.00	1,536,366.16	520,678.43	494,592.60	2,607,182.19	-	1,599,508.67	18,762.89	427,900.01
1. Scientific Research and Development Services on Application of Technologies in Industrial, biological and Allied Fields	301010000	55,545.00	773,059.67	501,640.18	494,592.60	1,824,837.45	-	5,062.61	18,762.89	122,690.81
2. Testing and Analysis of Materials/Products, Calibration of Instruments and Apparatus and other Technical Services	302010000	-	763,306.49	19,038.25	-	782,344.74	-	1,594,446.06	-	305,209.20
3. Promotion and Marketing of Industrial Technologies and Services	302020000	-	-	-	-	-	-	-	-	-
Certified Correct:										
 ERIC M. CHARLTON Budget Officer Date:										
Certified Correct:										
 SOLEDAD S. REYES Accountant IV Date:										
Recommending Approval:										
 DR. JANET F. QUIZON Chief, FMD Date:										
Approved by:										
 MARIA PATRICIA V. AZANZA, PH.D. Office of the Director Date:										

STATEMENT OF APPROPRIATIONS, ALLOTMENTS, OBLIGATIONS DISBURSEMENTS AND BALANCES
As of the Quarter Ending September 30, 2015

FAR No. 1

Department : Department of Science and Technology
Agency : Industrial Technology Development Institute (ITDI)
OU :
Org. Code : 190050000000

FMD Accounting File Copy

X	Current Year Appropriations
	Supplemental Appropriations
	Continuing Appropriations

Particulars	UACS CODE	Appropriations			Allotments				Adjusted Total Allotments	Current Year Obligations				
		Authorize Appropriation	Adjustments (Transfere (To)(From, Realignment)	Adjusted Appropriations	Allotments Received	Adjustments (Withdrawal, Realignment)	Transfer To	Transfer From		1st Quarter Ending March 31	2nd Quarter Ending June 30	3rd Quarter Ending Sept. 30	4th Quarter Ending Dec. 31	Total
1	2	3	4	5=3+4	6	7	8	9	10=[(6+(-7)-8+9]	11	12	13	14	15=[11+12+13+14]
I. Agency Specific Budget		245,089,000.00	-	245,089,000.00	241,389,000.00	-	911,497.00	-	242,300,497.00	62,327,664.30	61,712,435.84	51,833,680.56	-	175,873,780.70
General Administration and Support		89,669,000.00	-	89,669,000.00	89,669,000.00	-	-	-	89,669,000.00	23,263,911.41	22,079,506.32	21,245,261.35	-	66,588,679.08
General Administration and Supervision	100010000	89,669,000.00	-	89,669,000.00	89,669,000.00	-	-	-	89,669,000.00	23,263,911.41	22,079,506.32	21,245,261.35	-	66,588,679.08
PS		71,891,000.00	-	71,891,000.00	71,891,000.00	-	-	-	71,891,000.00	21,572,905.91	17,310,768.25	15,601,923.72	-	54,485,597.88
MOOE		8,938,000.00	-	8,938,000.00	8,938,000.00	-	-	-	8,938,000.00	944,755.50	2,828,591.75	1,489,036.53	-	5,262,383.78
CO		8,840,000.00	-	8,840,000.00	8,840,000.00	-	-	-	8,840,000.00	746,250.00	1,940,146.32	4,154,301.10	-	6,840,697.42
Operations		141,170,000.00	-	141,170,000.00	137,470,000.00	-	911,497.00	-	138,381,497.00	39,063,752.89	39,632,929.52	30,588,419.21	-	109,285,101.62
MFO 1 - Scientific Research and Development	301000000	85,622,000.00	-	85,622,000.00	85,622,000.00	-	-	-	85,622,000.00	22,869,578.45	23,826,826.13	17,640,741.00	-	64,337,145.58
1. Scientific Research and Development Services on Application of Technologies In Industrial, biological and Allied Fields	301010000	85,622,000.00	-	85,622,000.00	85,622,000.00	-	-	-	85,622,000.00	22,869,578.45	23,826,826.13	17,640,741.00	-	64,337,145.58
PS		59,094,000.00	-	59,094,000.00	59,094,000.00	-	-	-	59,094,000.00	19,248,726.96	16,078,681.84	13,460,001.83	-	48,787,410.63
MOOE		26,528,000.00	-	26,528,000.00	26,528,000.00	-	-	-	26,528,000.00	3,620,851.49	7,748,144.29	4,180,739.17	-	15,549,734.95
CO		-	-	-	-	-	-	-	-	-	-	-	-	-
a. Research and Development of Technologies In Industrial Manufacturing, Mineral Processing and Energy	301010001	79,579,000.00	-	79,579,000.00	79,579,000.00	-	-	-	79,579,000.00	21,071,948.22	22,041,387.15	16,296,191.69	-	59,409,527.06
PS		53,539,000.00	-	53,539,000.00	53,539,000.00	-	-	-	53,539,000.00	17,466,584.73	14,508,244.81	12,164,466.83	-	44,139,296.37
MOOE		26,040,000.00	-	26,040,000.00	26,040,000.00	-	-	-	26,040,000.00	3,605,363.49	7,533,142.34	4,131,724.86	-	15,270,230.69
CO		-	-	-	-	-	-	-	-	-	-	-	-	-
b. Application of Research and Development Results of Technologies In Industrial Manufacturing, Mineral Processing and Energy	301010002	215,000.00	-	215,000.00	215,000.00	-	-	-	215,000.00	13,888.00	119,049.00	-	-	132,937.00
PS		-	-	-	-	-	-	-	-	-	-	-	-	-
MOOE		215,000.00	-	215,000.00	215,000.00	-	-	-	215,000.00	13,888.00	119,049.00	-	-	132,937.00
CO		-	-	-	-	-	-	-	-	-	-	-	-	-
c. Evaluation, Coordination and Monitoring of Industrial Programs/Projects and Management Information System	301010003	5,828,000.00	-	5,828,000.00	5,828,000.00	-	-	-	5,828,000.00	1,783,742.23	1,666,389.98	1,344,549.31	-	4,794,681.52
PS		5,555,000.00	-	5,555,000.00	5,555,000.00	-	-	-	5,555,000.00	1,782,142.23	1,570,437.03	1,295,535.00	-	4,648,114.26
MOOE		273,000.00	-	273,000.00	273,000.00	-	-	-	273,000.00	1,600.00	95,952.95	49,014.31	-	146,567.26
CO		-	-	-	-	-	-	-	-	-	-	-	-	-
MFO 2 - Technical Advisory Services	302000000	55,548,000.00	-	55,548,000.00	51,848,000.00	-	911,497.00	-	52,759,497.00	16,194,174.44	15,806,103.39	12,947,678.21	-	44,947,956.04
2. Testing and Analysis of Materials/Products, Calibration of Instruments and Apparatus and other Technical Services	302010000	39,244,000.00	-	39,244,000.00	35,544,000.00	-	911,497.00	-	36,455,497.00	10,708,227.66	10,914,717.68	9,087,953.49	-	30,710,898.83
PS		29,704,000.00	-	29,704,000.00	29,704,000.00	-	-	-	29,704,000.00	9,003,744.37	8,677,064.45	7,389,844.70	-	25,070,653.52
MOOE		9,540,000.00	-	9,540,000.00	5,840,000.00	-	911,497.00	-	6,751,497.00	1,704,483.29	2,237,653.23	1,698,108.79	-	5,640,245.31
CO		-	-	-	-	-	-	-	-	-	-	-	-	-

STATEMENT OF APPROPRIATIONS, ALLOTMENTS, OBLIGATIONS DISBURSEMENTS AND BALANCES
As of the Quarter Ending September 30, 2015

Department : Department of Science and Technology
Agency : Industrial Technology Development Institute (ITDI)
OU :
Org. Code : 190050000000

X	Current Year Appropriations
	Supplemental Appropriations
	Continuing Appropriations

Particulars	UACS CODE	Appropriations			Allotments					Current Year Obligations				
		Authorize Appropriation	Adjustments (Transfer To)(From, Realignment)	Adjusted Appropriations	Allotments Received	Adjustments (Withdrawal, Realignment)	Transfer To	Transfer From	Adjusted Total Allotments	1st Quarter Ending March 31	2nd Quarter Ending June 30	3rd Quarter Ending Sept. 30	4th Quarter Ending Dec. 31	Total
1	2	3	4	5=3+4	6	7	8	9	10= 6+(-7)-8+9	11	12	13	14	15= 11+12+13+14
3. Promotion and Marketing of Industrial Technologies and Services	302020000	16,304,000.00	-	16,304,000.00	16,304,000.00	-	-	-	16,304,000.00	5,485,946.78	4,891,385.71	3,859,724.72	-	14,237,057.21
PS		14,576,000.00	-	14,576,000.00	14,576,000.00	-	-	-	14,576,000.00	5,233,784.40	4,388,985.86	3,591,515.48	-	13,214,285.74
MOOE		1,728,000.00	-	1,728,000.00	1,728,000.00	-	-	-	1,728,000.00	252,162.38	502,399.85	268,209.24	-	1,022,771.47
CO		-	-	-	-	-	-	-	-	-	-	-	-	-
Locally-Funded Project(s)		14,250,000.00	-	14,250,000.00	14,250,000.00	-	-	-	14,250,000.00	-	-	-	-	-
a. Development of Transport Packaging Technology for Fresh Fruits and Vegetables	413010001	-	-	-	-	-	-	-	-	-	-	-	-	-
PS		-	-	-	-	-	-	-	-	-	-	-	-	-
MOOE		-	-	-	-	-	-	-	-	-	-	-	-	-
CO		-	-	-	-	-	-	-	-	-	-	-	-	-
b. Application of Modified Atmosphere Packaging (MAP) Technology to enhance/ Improve the Shelf Life and Quality of Fresh Cut and Semi-Processed Fruits and Vegetables	413010002	-	-	-	-	-	-	-	-	-	-	-	-	-
PS		-	-	-	-	-	-	-	-	-	-	-	-	-
MOOE		-	-	-	-	-	-	-	-	-	-	-	-	-
CO		-	-	-	-	-	-	-	-	-	-	-	-	-
c. Toxic Migrants In Packaged Foods and Beverages: Addressing the Safety Issues of Packaging -Related Contaminants In Foods - Phase II	413010003	-	-	-	-	-	-	-	-	-	-	-	-	-
PS		-	-	-	-	-	-	-	-	-	-	-	-	-
MOOE		-	-	-	-	-	-	-	-	-	-	-	-	-
CO		-	-	-	-	-	-	-	-	-	-	-	-	-
d. Inter-Laboratory Comparisons of Additives and Contaminants	413010004	-	-	-	-	-	-	-	-	-	-	-	-	-
PS		-	-	-	-	-	-	-	-	-	-	-	-	-
MOOE		-	-	-	-	-	-	-	-	-	-	-	-	-
CO		-	-	-	-	-	-	-	-	-	-	-	-	-
e. Production of Secondary Certified Reference Materials and Provision of Proficiency Testing of Metals (Elemental Standard Solutions) In water	413010005	-	-	-	-	-	-	-	-	-	-	-	-	-
PS		-	-	-	-	-	-	-	-	-	-	-	-	-
MOOE		-	-	-	-	-	-	-	-	-	-	-	-	-
CO		-	-	-	-	-	-	-	-	-	-	-	-	-
f. Repair and Renovation of the Chemicals and Energy Division Building and Laboratory	401050001	-	-	-	-	-	-	-	-	-	-	-	-	-
PS		-	-	-	-	-	-	-	-	-	-	-	-	-
MOOE		-	-	-	-	-	-	-	-	-	-	-	-	-
CO		-	-	-	-	-	-	-	-	-	-	-	-	-
g. Repair/Renovation of the Food Processing		-	-	-	-	-	-	-	-	-	-	-	-	-

STATEMENT OF APPROPRIATIONS, ALLOTMENTS, OBLIGATIONS DISBURSEMENTS AND BALANCES
As of the Quarter Ending September 30, 2015

FAR No. 1

Department : Department of Science and Technology
Agency : Industrial Technology Development Institute (ITDI)
OU :
Org. Code : 190050000000





X	Current Year Appropriations
	Supplemental Appropriations
	Continuing Appropriations

Particulars	UACS CODE	Appropriations			Allotments					Current Year Obligations				
		Authorize Appropriation	Adjustments (Transfer To)(From, Realignment)	Adjusted Appropriations	Allotments Received	Adjustments (Withdrawal, Realignment)	Transfer To	Transfer From	Adjusted Total Allotments	1st Quarter Ending March 31	2nd Quarter Ending June 30	3rd Quarter Ending Sept. 30	4th Quarter Ending Dec. 31	Total
1	2	3	4	5=3+4	6	7	8	9	10=([6]+[-7]-8+9)	11	12	13	14	15=([11]+12+13+14)
Plant and Laboratories	401050002													
PS														
MOOE														
CO														
h. Repair/Renovation and Maintenance of ITDI Building and Facilities	401050003	11,250,000.00		11,250,000.00	11,250,000.00				11,250,000.00					
PS														
MOOE														
CO		11,250,000.00		11,250,000.00	11,250,000.00				11,250,000.00					
I. Repair/Renovation of the Materials Science Building for Upgrading and Establishment of Specialized Laboratories	401050004	3,000,000.00		3,000,000.00	3,000,000.00				3,000,000.00					
PS														
MOOE														
CO		3,000,000.00		3,000,000.00	3,000,000.00				3,000,000.00					
J. Renovation of the Packaging Technology Division Building (PTD)	401050005													
PS														
MOOE														
CO														
k. Renovation of/Upgrading of the Laboratories of Standards and Testing Division	401050006													
PS														
MOOE														
CO														
Subtotal, Agency Specific Budget		245,089,000.00		245,089,000.00	241,389,000.00			911,497.00	242,300,497.00	62,327,664.30	61,712,435.84	51,833,680.56		175,873,780.70
PS		175,265,000.00		175,265,000.00	175,265,000.00				175,265,000.00	55,059,161.64	46,455,500.40	40,043,285.73		141,557,947.77
MOOE		46,734,000.00		46,734,000.00	43,034,000.00			911,497.00	43,945,497.00	6,522,252.66	13,316,789.12	7,636,093.73		27,475,135.51
CO		23,090,000.00		23,090,000.00	23,090,000.00				23,090,000.00	746,250.00	1,940,146.32	4,154,301.10		6,840,697.42
II. Automatic Appropriations		11,465,000.00		11,465,000.00	11,465,000.00				11,465,000.00	2,911,979.12	3,096,621.70	2,999,793.24		9,008,394.06
PS (RLIP)		11,465,000.00		11,465,000.00	11,465,000.00				11,465,000.00	2,911,979.12	3,096,621.70	2,999,793.24		9,008,394.06
MOOE														
CO														

STATEMENT OF APPROPRIATIONS, ALLOTMENTS, OBLIGATIONS DISBURSEMENTS AND BALANCES
As of the Quarter Ending September 30, 2015

Department : Department of Science and Technology
Agency : Industrial Technology Development Institute (ITDI)
OU :
Org. Code : 190050000000

X	Current Year Appropriations
	Supplemental Appropriations
	Continuing Appropriations

Particulars	UACS CODE	Appropriations			Allotments					Current Year Obligations				
		Authorize Appropriation	Adjustments (Transfer To)(From, Realignment)	Adjusted Appropriations	Allotments Received	Adjustments (Withdrawal, Realignment)	Transfer To	Transfer From	Adjusted Total Allotments	1st Quarter Ending March 31	2nd Quarter Ending June 30	3rd Quarter Ending Sept. 30	4th Quarter Ending Dec. 31	Total
1	2	3	4	5=3+4	6	7	8	9	10=[(6+(-)7)-8+9]	11	12	13	14	15=(11+12+13+14)
Subtotal, Automatic Appropriations		11,465,000.00	-	11,465,000.00	11,465,000.00	-	-	-	11,465,000.00	2,911,979.12	3,096,621.70	2,999,793.24	-	9,008,394.06
PS (RUP)		11,465,000.00	-	11,465,000.00	11,465,000.00	-	-	-	11,465,000.00	2,911,979.12	3,096,621.70	2,999,793.24	-	9,008,394.06
MOOE		-	-	-	-	-	-	-	-	-	-	-	-	-
CO		-	-	-	-	-	-	-	-	-	-	-	-	-
III. Special Purpose Funds		-	-	-	12,762,206.00	-	-	-	12,762,206.00	764,445.32	8,664,207.12	2,897,492.99	-	12,326,145.43
Miscellaneous Personnel Benefits Fund (MPBF)	101406	-	-	-	8,462,116.00	-	-	-	8,462,116.00	-	8,026,059.00	-	-	8,026,059.00
PS		-	-	-	8,462,116.00	-	-	-	8,462,116.00	-	8,026,059.00	-	-	8,026,059.00
Pension and Gratuity Fund (PGF)	101407	-	-	-	4,300,090.00	-	-	-	4,300,090.00	764,445.32	638,148.12	2,897,492.99	-	4,300,086.43
PS		-	-	-	4,300,090.00	-	-	-	4,300,090.00	764,445.32	638,148.12	2,897,492.99	-	4,300,086.43
Subtotal, Special Purpose Funds		-	-	-	12,762,206.00	-	-	-	12,762,206.00	764,445.32	8,664,207.12	2,897,492.99	-	12,326,145.43
PS		-	-	-	12,762,206.00	-	-	-	12,762,206.00	764,445.32	8,664,207.12	2,897,492.99	-	12,326,145.43
GRAND TOTAL		256,554,000.00	-	256,554,000.00	265,616,206.00	-	-	911,497.00	266,527,703.00	66,004,088.74	73,473,264.66	57,730,966.79	-	197,208,320.19
PS		186,730,000.00	-	186,730,000.00	199,492,206.00	-	-	-	199,492,206.00	58,735,586.08	58,216,329.22	45,940,571.96	-	162,892,487.26
MOOE		46,734,000.00	-	46,734,000.00	43,034,000.00	-	-	911,497.00	43,945,497.00	6,522,252.66	13,316,789.12	7,636,093.73	-	27,475,135.51
CO		23,090,000.00	-	23,090,000.00	23,090,000.00	-	-	-	23,090,000.00	746,250.00	1,940,146.32	4,154,301.10	-	6,840,697.42
Recapitulation by MFO:		141,170,000.00	-	141,170,000.00	137,470,000.00	-	911,497.00	-	138,381,497.00	39,063,752.89	39,632,929.52	30,588,419.21	-	109,285,101.62
MFO 1 - Scientific Research and Development	301000000	85,622,000.00	-	85,622,000.00	85,622,000.00	-	-	-	85,622,000.00	22,869,578.45	23,826,826.13	17,640,741.00	-	64,337,145.58
MFO 2 - Technical Advisory Services	302000000	55,548,000.00	-	55,548,000.00	51,848,000.00	-	911,497.00	-	52,759,497.00	16,194,174.44	15,806,103.39	12,947,678.21	-	44,947,956.04
OF WHICH:														
Major Programs/Projects														
KRA No. 3 - Rapid, Inclusive and Sustained Economic Growth		141,170,000.00	-	141,170,000.00	137,470,000.00	-	911,497.00	-	138,381,497.00	39,063,752.89	39,632,929.52	30,588,419.21	-	109,285,101.62
1. Scientific Research and Development Services on Application of Technologies In Industrial, biological and Allied Fields	301010000	85,622,000.00	-	85,622,000.00	85,622,000.00	-	-	-	85,622,000.00	22,869,578.45	23,826,826.13	17,640,741.00	-	64,337,145.58
2. Testing and Analysis of Materials/Products, Calibration of Instruments and Apparatus and other Technical Services	302010000	39,244,000.00	-	39,244,000.00	35,544,000.00	-	911,497.00	-	36,455,497.00	10,708,227.66	10,914,717.68	9,087,953.49	-	30,710,898.83
3. Promotion and Marketing of Industrial Technologies and Services	302020000	16,304,000.00	-	16,304,000.00	16,304,000.00	-	-	-	16,304,000.00	5,485,946.78	4,891,385.71	3,859,724.72	-	14,237,057.21
Certified Correct:														
 ERIK M. CHARLON Budget Officer Date:														
Certified Correct:														
 SOLEDAD S. REYES Accountant IV Date:														
Recommending Approval:														
 DR. JANET F. QUIZON Chief, FMD Date:														
Approved by:														
 MARIA PATRICIA V. AZANZA, PH.D. Office of the Director Date:														

STATEMENT OF APPROPRIATIONS, ALLOTMENTS, OBLIGATIONS DISBURSEMENTS AND BALANCES
As of the Quarter Ending September 30, 2015

Department : Department of Science and Technology
Agency : Industrial Technology Development Institute (ITDI)
OU :
Org. Code : 190050000000

X	Current Year Appropriations
	Supplemental Appropriations
	Continuing Appropriations

Particulars	UACS CODE	Current Year Disbursements					Balances			
		1st Quarter Ending March 31	2nd Quarter Ending June 30	3rd Quarter Ending Sept. 30	4th Quarter Ending Dec. 31	Total	Unreleased Appropriations	Unobligated Allotment	Unpaid Obligations (15-20) = (23+24)	
									Due and Demandable	Not Yet Due and Demandable
1	2	16	17	18	19	20=(16+17+18+19)	21=(5-10)	22=(10-15)	23	24
I. Agency Specific Budget		55,336,694.00	57,533,580.06	48,874,269.00	-	161,744,543.06	2,788,503.00	66,426,716.30	14,129,237.64	
General Administration and Support		21,602,996.14	21,689,199.89	17,977,799.17	-	61,269,995.20	-	23,080,320.92	5,318,683.88	
General Administration and Supervision	100010000	21,602,996.14	21,689,199.89	17,977,799.17	-	61,269,995.20	-	23,080,320.92	5,318,683.88	
PS		20,749,878.34	18,064,617.23	15,621,379.49	-	54,435,875.06	-	17,405,402.12	49,722.82	
MOOE		853,117.80	2,303,063.78	1,989,418.58	-	5,145,600.16	-	3,675,616.22	116,783.62	
CO		-	1,321,518.88	367,001.10	-	1,688,519.98	-	1,999,302.58	5,152,177.44	
Operations		33,733,697.86	35,844,380.17	30,896,469.83	-	100,474,547.86	2,788,503.00	29,096,395.38	8,810,553.76	
MFO 1 - Scientific Research and Development	301000000	17,802,959.96	22,398,679.91	18,109,211.14	-	58,310,851.01	-	21,284,854.42	6,026,294.57	
1. Scientific Research and Development Services on Application of Technologies In Industrial, biological and Allied Fields	301010000	17,802,959.96	22,398,679.91	18,109,211.14	-	58,310,851.01	-	21,284,854.42	6,026,294.57	
PS		14,364,740.85	16,764,447.11	13,502,045.99	-	44,631,233.95	-	10,306,589.37	4,156,176.68	
MOOE		3,438,219.11	5,634,232.80	4,607,165.15	-	13,679,617.06	-	10,978,265.05	1,870,117.89	
CO		-	-	-	-	-	-	-	-	
a. Research and Development of Technologies In Industrial Manufacturing, Mineral Processing and Energy	301010001	15,981,297.73	20,607,272.93	16,782,641.83	-	53,371,212.49	-	20,169,472.94	6,038,314.57	
PS		12,582,598.62	15,194,010.08	12,206,510.99	-	39,983,119.69	-	9,399,703.63	4,156,176.68	
MOOE		3,398,699.11	5,413,262.85	4,576,130.84	-	13,388,092.80	-	10,769,769.31	1,882,137.89	
CO		-	-	-	-	-	-	-	-	
b. Application of Research and Development Results of Technologies In Industrial Manufacturing, Mineral Processing and Energy	301010002	27,920.00	125,017.00	-	-	152,937.00	-	82,063.00	(20,000.00)	
PS		-	-	-	-	-	-	-	-	
MOOE		27,920.00	125,017.00	-	-	152,937.00	-	82,063.00	(20,000.00)	
CO		-	-	-	-	-	-	-	-	
c. Evaluation, Coordination and Monitoring of Industrial Programs/Projects and Management Information System	301010003	1,793,742.23	1,666,389.98	1,326,569.31	-	4,786,701.52	-	1,033,318.48	7,980.00	
PS		1,782,142.23	1,570,437.03	1,295,535.00	-	4,648,114.26	-	906,885.74	-	
MOOE		11,600.00	95,952.95	31,034.31	-	138,587.26	-	126,432.74	7,980.00	
CO		-	-	-	-	-	-	-	-	
MFO 2 - Technical Advisory Services	302000000	15,930,737.90	13,445,700.26	12,787,258.69	-	42,163,696.85	2,788,503.00	7,811,540.96	2,784,259.19	
2. Testing and Analysis of Materials/Products, Calibration of Instruments and Apparatus and other Technical Services	302010000	10,487,741.57	8,799,501.70	8,795,747.02	-	28,082,990.29	2,788,503.00	5,744,598.17	2,627,908.54	
PS		9,000,094.40	7,282,024.28	7,449,220.08	-	23,731,338.76	-	4,633,346.48	1,339,314.76	
MOOE		1,487,647.17	1,517,477.42	1,346,526.94	-	4,351,651.53	2,788,503.00	1,111,251.69	1,288,593.78	
CO		-	-	-	-	-	-	-	-	

STATEMENT OF APPROPRIATIONS, ALLOTMENTS, OBLIGATIONS DISBURSEMENTS AND BALANCES
As of the Quarter Ending September 30, 2015

FAR No. 1

Department : Department of Science and Technology
Agency : Industrial Technology Development Institute (ITDI)
OU :
Org. Code : 190050000000

X	Current Year Appropriations
	Supplemental Appropriations
	Continuing Appropriations

Particulars	UACS CODE	Current Year Disbursements					Balances			
		1st Quarter Ending March 31	2nd Quarter Ending June 30	3rd Quarter Ending Sept. 30	4th Quarter Ending Dec. 31	Total	Unreleased Appropriations	Unobligated Allotment	Unpaid Obligations (15-20) = (23+24)	
		16	17	18	19	20=(16+17+18+19)	21=(5-10)	22=(10-15)	Due and Demandable	Not Yet Due and Demandable
1	2	16	17	18	19	20=(16+17+18+19)	21=(5-10)	22=(10-15)	23	24
3. Promotion and Marketing of Industrial Technologies and Services	302020000	5,442,996.33	4,646,198.56	3,991,511.67	-	14,080,706.56	-	2,066,942.79	156,350.65	-
PS		5,213,572.80	4,409,197.46	3,591,515.48	-	13,214,285.74	-	1,361,714.26	-	-
MOOE		229,423.53	237,001.10	399,996.19	-	866,420.82	-	705,228.53	156,350.65	-
CO		-	-	-	-	-	-	-	-	-
Locally-Funded Project(s)		-	-	-	-	-	-	14,250,000.00	-	-
a. Development of Transport Packaging Technology for Fresh Fruits and Vegetables	413010001	-	-	-	-	-	-	-	-	-
PS		-	-	-	-	-	-	-	-	-
MOOE		-	-	-	-	-	-	-	-	-
CO		-	-	-	-	-	-	-	-	-
b. Application of Modified Atmosphere Packaging (MAP) Technology to enhance/ Improve the Shelf Life and Quality of Fresh Cut and Semi-Processed Fruits and Vegetables	413010002	-	-	-	-	-	-	-	-	-
PS		-	-	-	-	-	-	-	-	-
MOOE		-	-	-	-	-	-	-	-	-
CO		-	-	-	-	-	-	-	-	-
c. Toxic Migrants In Packaged Foods and Beverages: Addressing the Safety Issues of Packaging-Related Contaminants In Foods - Phase II	413010003	-	-	-	-	-	-	-	-	-
PS		-	-	-	-	-	-	-	-	-
MOOE		-	-	-	-	-	-	-	-	-
CO		-	-	-	-	-	-	-	-	-
d. Inter-Laboratory Comparisons of Additives and Contaminants	413010004	-	-	-	-	-	-	-	-	-
PS		-	-	-	-	-	-	-	-	-
MOOE		-	-	-	-	-	-	-	-	-
CO		-	-	-	-	-	-	-	-	-
e. Production of Secondary Certified Reference Materials and Provision of Proficiency Testing of Metals (Elemental Standard Solutions) In water	413010005	-	-	-	-	-	-	-	-	-
PS		-	-	-	-	-	-	-	-	-
MOOE		-	-	-	-	-	-	-	-	-
CO		-	-	-	-	-	-	-	-	-
f. Repair and Renovation of the Chemicals and Energy Division Building and Laboratory	401050001	-	-	-	-	-	-	-	-	-
PS		-	-	-	-	-	-	-	-	-
MOOE		-	-	-	-	-	-	-	-	-
CO		-	-	-	-	-	-	-	-	-
g. Repair/Renovation of the Food Processing		-	-	-	-	-	-	-	-	-

STATEMENT OF APPROPRIATIONS, ALLOTMENTS, OBLIGATIONS DISBURSEMENTS AND BALANCES
As of the Quarter Ending September 30, 2015

FAR No. 1

Department : Department of Science and Technology
Agency : Industrial Technology Development Institute (ITDI)
OU :
Org. Code : 190050000000





<input checked="" type="checkbox"/>	Current Year Appropriations
<input type="checkbox"/>	Supplemental Appropriations
<input type="checkbox"/>	Continuing Appropriations

Particulars	UACS CODE	Current Year Disbursements					Balances			
		1st Quarter Ending March 31	2nd Quarter Ending June 30	3rd Quarter Ending Sept. 30	4th Quarter Ending Dec. 31	Total	Unreleased Appropriations	Unobligated Allotment	Unpaid Obligations (15-20) = (23+24)	
		16	17	18	19	20=(16+17+18+19)	21=(5-10)	22=(10-15)	Due and Demandable	Not Yet Due and Demandable
1	2	16	17	18	19	20=(16+17+18+19)	21=(5-10)	22=(10-15)	23	24
Plant and Laboratories	401050002	-	-	-	-	-	-	-	-	-
PS		-	-	-	-	-	-	-	-	-
MOOE		-	-	-	-	-	-	-	-	-
CO		-	-	-	-	-	-	-	-	-
h. Repair/Renovation and Maintenance of ITDI Building and Facilities	401050003	-	-	-	-	-	-	11,250,000.00	-	-
PS		-	-	-	-	-	-	-	-	-
MOOE		-	-	-	-	-	-	11,250,000.00	-	-
CO		-	-	-	-	-	-	-	-	-
I. Repair/Renovation of the Materials Science Building for Upgrading and Establishment of Specialized Laboratories	401050004	-	-	-	-	-	-	3,000,000.00	-	-
PS		-	-	-	-	-	-	-	-	-
MOOE		-	-	-	-	-	-	3,000,000.00	-	-
CO		-	-	-	-	-	-	-	-	-
J. Renovation of the Packaging Technology Division Building (PTD)	401050005	-	-	-	-	-	-	-	-	-
PS		-	-	-	-	-	-	-	-	-
MOOE		-	-	-	-	-	-	-	-	-
CO		-	-	-	-	-	-	-	-	-
k. Renovation of/Upgrading of the Laboratories of Standards and Testing Division	401050006	-	-	-	-	-	-	-	-	-
PS		-	-	-	-	-	-	-	-	-
MOOE		-	-	-	-	-	-	-	-	-
CO		-	-	-	-	-	-	-	-	-
Subtotal, Agency Specific Budget		55,336,694.00	57,533,580.06	48,874,269.00	-	161,744,543.06	2,788,503.00	66,426,716.30	14,129,237.64	-
PS		49,328,286.39	46,520,286.08	40,164,161.04	-	136,012,733.51	-	33,707,052.23	5,545,214.26	-
MOOE		6,008,407.61	9,691,775.10	8,343,106.86	-	24,043,289.57	2,788,503.00	16,470,361.49	3,431,845.94	-
CO		-	1,321,518.88	367,001.10	-	1,688,519.98	-	16,249,302.58	5,152,177.44	-
II. Automatic Appropriations		2,911,834.82	3,096,621.70	2,999,793.24	-	9,008,249.76	-	2,456,605.94	144.30	-
PS (RLIP)		2,911,834.82	3,096,621.70	2,999,793.24	-	9,008,249.76	-	2,456,605.94	144.30	-
MOOE		-	-	-	-	-	-	-	-	-
CO		-	-	-	-	-	-	-	-	-

STATEMENT OF APPROPRIATIONS, ALLOTMENTS, OBLIGATIONS DISBURSEMENTS AND BALANCES
As of the Quarter Ending September 30, 2015

Department : Department of Science and Technology
Agency : Industrial Technology Development Institute (ITDI)
OU :
Org. Code : 190050000000

X	Current Year Appropriations
	Supplemental Appropriations
	Continuing Appropriations

Particulars	UACS CODE	Current Year Disbursements					Balances			
		1st Quarter Ending March 31	2nd Quarter Ending June 30	3rd Quarter Ending Sept. 30	4th Quarter Ending Dec. 31	Total	Unreleased Appropriations	Unobligated Allotment	Unpaid Obligations (23+24)	
									Due and Demandable	(15-20) = Not Yet Due and Demandable
1	2	16	17	18	19	20=(16+17+18+19)	21=(5-10)	22=(10-15)	23	24
Subtotal, Automatic Appropriations		2,911,834.82	3,096,621.70	2,999,793.24	-	9,008,249.76	-	2,456,605.94	144.30	-
PS (RLIP)		2,911,834.82	3,096,621.70	2,999,793.24	-	9,008,249.76	-	2,456,605.94	144.30	-
MOOE		-	-	-	-	-	-	-	-	-
CO		-	-	-	-	-	-	-	-	-
III. Special Purpose Funds		-	9,393,799.30	2,456,614.17	-	11,850,413.47	(12,762,206.00)	436,060.57	475,731.96	-
Miscellaneous Personnel Benefits Fund (MPBF)	101406	-	7,991,205.86	-	-	7,991,205.86	(8,462,116.00)	436,057.00	34,853.14	-
PS		-	7,991,205.86	-	-	7,991,205.86	(8,462,116.00)	436,057.00	34,853.14	-
Pension and Gratuity Fund (PGF)	101407	-	1,402,593.44	2,456,614.17	-	3,859,207.61	(4,300,090.00)	3.57	440,878.82	-
PS		-	1,402,593.44	2,456,614.17	-	3,859,207.61	(4,300,090.00)	3.57	440,878.82	-
Subtotal, Special Purpose Funds		-	9,393,799.30	2,456,614.17	-	11,850,413.47	(12,762,206.00)	436,060.57	475,731.96	-
PS		-	9,393,799.30	2,456,614.17	-	11,850,413.47	(12,762,206.00)	436,060.57	475,731.96	-
GRAND TOTAL		58,248,528.82	70,024,001.06	54,330,676.41	-	182,603,206.29	(9,973,703.00)	69,319,382.81	14,605,113.90	-
PS		52,240,121.21	59,010,707.08	45,620,568.45	-	156,871,396.74	(12,762,206.00)	36,599,718.74	6,021,090.52	-
MOOE		6,008,407.61	9,691,775.10	8,343,106.86	-	24,043,289.57	2,788,503.00	16,470,361.49	3,431,845.94	-
CO		-	1,321,518.88	367,001.10	-	1,688,519.98	-	16,249,302.58	5,152,177.44	-
Recapitulation by MFO:		33,733,697.86	35,844,380.17	30,896,469.83	-	100,474,547.86	2,788,503.00	29,096,395.38	8,810,553.76	-
MFO 1 - Scientific Research and Development	301000000	17,802,959.96	22,398,679.91	18,109,211.14	-	58,310,851.01	-	21,284,854.42	6,026,294.57	-
MFO 2 - Technical Advisory Services	302000000	15,930,737.90	13,445,700.26	12,787,258.69	-	42,163,696.85	2,788,503.00	7,811,540.96	2,784,259.19	-
OF WHICH:										
Major Programs/Projects										
KRA No. 3 - Rapid, Inclusive and Sustained Economic Growth		33,733,697.86	35,844,380.17	30,896,469.83	-	100,474,547.86	2,788,503.00	29,096,395.38	8,810,553.76	-
1. Scientific Research and Development Services on Application of Technologies in Industrial, biological and Allied Fields	301010000	17,802,959.96	22,398,679.91	18,109,211.14	-	58,310,851.01	-	21,284,854.42	6,026,294.57	-
2. Testing and Analysis of Materials/Products, Calibration of Instruments and Apparatus and other Technical Services	302010000	10,487,741.57	8,799,501.70	8,795,747.02	-	28,082,990.29	2,788,503.00	5,744,598.17	2,627,908.54	-
3. Promotion and Marketing of Industrial Technologies and Services	302020000	5,442,996.33	4,646,198.56	3,991,511.67	-	14,080,706.56	-	2,066,942.79	156,350.65	-
Certified Correct:		Certified Correct:		Recommending Approval:		Approved by:				
 ERIK M. CHARLTON Budget Officer		 SOLEDAD S. REYES Accountant IV		 DR. JANET F. QUIZON Chief, FMD		 MARIA PATRICIA V. AZANZA, PH.D. Office of the Director				
Date:		Date:		Date:		Date:				

STATEMENT OF APPROPRIATIONS, ALLOTMENTS, OBLIGATIONS DISBURSEMENTS AND BALANCES
As of the Quarter Ending September 30, 2015

FAR No. 1

Department : Department of Science and Technology
Agency : Industrial Technology Development Institute (ITDI)
OU :
Org. Code : 190050000000

Current Year Appropriations
Supplemental Appropriations
Continuing Appropriations

X

FMD Accounting File Copy

Particulars	UACS CODE	Appropriations			Allotments				Adjusted Total Allotments	Current Year Obligations				
		Authorize Appropriation	Adjustments (Transfer (To)(From, Realignment)	Adjusted Appropriations	Allotments Received	Adjustments (Withdrawal, Realignment)	Transfer To	Transfer From		1st Quarter Ending March 31	2nd Quarter Ending June 30	3rd Quarter Ending Sept. 30	4th Quarter Ending Dec. 31	Total
1	2	3	4	5=3+4	6	7	8	9	10=[(6+(-7))-8+9]	11	12	13	14	15=[11+12+13+14]
Agency Specific Budget		17,611,680.81	2,682,000.00	20,293,680.81	20,293,680.81	-	-	-	20,293,680.81	1,635,422.57	3,227,305.50	10,345,516.59	-	15,208,244.66
General Administration and Support		452,708.01	-	452,708.01	452,708.01	-	-	-	452,708.01	452,485.04	(7,675.08)	5,983.32	-	450,793.28
General Administration and Supervision	100010000	452,708.01	-	452,708.01	452,708.01	-	-	-	452,708.01	452,485.04	(7,675.08)	5,983.32	-	450,793.28
PS		-	-	-	-	-	-	-	-	-	-	-	-	-
MOOE		452,708.01	-	452,708.01	452,708.01	-	-	-	452,708.01	452,485.04	(7,675.08)	5,983.32	-	450,793.28
CO		-	-	-	-	-	-	-	-	-	-	-	-	-
Operations		1,971,353.76	2,682,000.00	4,653,353.76	4,653,353.76	-	-	-	4,653,353.76	343,050.96	2,237,498.55	390,682.89	-	2,971,232.40
MFO 1 - Scientific Research and Development	301000000	1,971,353.76	-	1,971,353.76	1,971,353.76	-	-	-	1,971,353.76	343,050.96	1,169,942.06	370,685.44	-	1,883,678.46
1. Scientific Research and Development Services on Application of Technologies in Industrial, biological and Allied Fields	301010000	1,971,353.76	-	1,971,353.76	1,971,353.76	-	-	-	1,971,353.76	343,050.96	1,169,942.06	370,685.44	-	1,883,678.46
PS		-	-	-	-	-	-	-	-	-	-	-	-	-
MOOE		1,589,045.50	-	1,589,045.50	1,589,045.50	-	-	-	1,589,045.50	137,505.96	1,023,692.06	370,685.44	-	1,531,883.46
CO		382,308.26	-	382,308.26	382,308.26	-	-	-	382,308.26	205,545.00	146,250.00	-	-	351,795.00
a. Research and Development of Technologies in Industrial Manufacturing, Mineral Processing and Energy	301010001	1,971,353.76	-	1,971,353.76	1,971,353.76	-	-	-	1,971,353.76	343,050.96	1,169,942.06	370,685.44	-	1,883,678.46
PS		-	-	-	-	-	-	-	-	-	-	-	-	-
MOOE		1,589,045.50	-	1,589,045.50	1,589,045.50	-	-	-	1,589,045.50	137,505.96	1,023,692.06	370,685.44	-	1,531,883.46
CO		382,308.26	-	382,308.26	382,308.26	-	-	-	382,308.26	205,545.00	146,250.00	-	-	351,795.00
b. Application of Research and Development Results of Technologies In Industrial Manufacturing, Mineral Processing and Energy	301010002	-	-	-	-	-	-	-	-	-	-	-	-	-
PS		-	-	-	-	-	-	-	-	-	-	-	-	-
MOOE		-	-	-	-	-	-	-	-	-	-	-	-	-
CO		-	-	-	-	-	-	-	-	-	-	-	-	-
c. Evaluation, Coordination and Monitoring of Industrial Programs/Projects and Management Information System	301010003	-	-	-	-	-	-	-	-	-	-	-	-	-
PS		-	-	-	-	-	-	-	-	-	-	-	-	-
MOOE		-	-	-	-	-	-	-	-	-	-	-	-	-
CO		-	-	-	-	-	-	-	-	-	-	-	-	-
MFO 2 - Technical Advisory Services	302000000	-	2,682,000.00	2,682,000.00	2,682,000.00	-	-	-	2,682,000.00	-	1,067,556.49	19,997.45	-	1,087,553.94
2. Testing and Analysis of Materials/Products, Calibration of Instruments and Apparatus and other Technical Services	302010000	-	2,682,000.00	2,682,000.00	2,682,000.00	-	-	-	2,682,000.00	-	1,067,556.49	19,997.45	-	1,087,553.94
PS		-	-	-	-	-	-	-	-	-	-	-	-	-
MOOE		-	2,682,000.00	2,682,000.00	2,682,000.00	-	-	-	2,682,000.00	-	1,067,556.49	19,997.45	-	1,087,553.94
CO		-	-	-	-	-	-	-	-	-	-	-	-	-
3. Promotion and Marketing of Industrial Technologies and Services	302020000	-	-	-	-	-	-	-	-	-	-	-	-	-
PS		-	-	-	-	-	-	-	-	-	-	-	-	-
MOOE		-	-	-	-	-	-	-	-	-	-	-	-	-
CO		-	-	-	-	-	-	-	-	-	-	-	-	-

STATEMENT OF APPROPRIATIONS, ALLOTMENTS, OBLIGATIONS DISBURSEMENTS AND BALANCES
As of the Quarter Ending September 30, 2015

FAR No. 1

Department : Department of Science and Technology
Agency : Industrial Technology Development Institute (ITDI)
OU :
Org. Code : 19005000000

	Current Year Appropriations
	Supplemental Appropriations
X	Continuing Appropriations


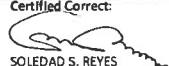


Particulars	UACS CODE	Appropriations			Allotments				Adjusted Total Allotments	Current Year Obligations				Total
		Authorize Appropriation	Adjustments (Transfer (To)(From, Realignment)	Adjusted Appropriations	Allotments Received	Adjustments (Withdrawal, Realignment)	Transfer To	Transfer From		1st Quarter Ending March 31	2nd Quarter Ending June 30	3rd Quarter Ending Sept. 30	4th Quarter Ending Dec. 31	
1	2	3	4	5=3+4	6	7	8	9	10=[(6)+(-17)-8+9]	11	12	13	14	15=[11+12+13+14]
Locally-Funded Project(s)		15,187,619.04	-	15,187,619.04	15,187,619.04	-	-	-	15,187,619.04	839,886.57	997,482.03	9,948,850.38	-	11,786,218.98
a Repair/Renovation and Maintenance of CED Building	40105003	153,110.59	-	153,110.59	153,110.59	-	-	-	153,110.59	151,727.44	-	-	-	151,727.44
PS		-	-	-	-	-	-	-	-	-	-	-	-	-
MOOE		-	-	-	-	-	-	-	-	-	-	-	-	-
CO		153,110.59	-	153,110.59	153,110.59	-	-	-	153,110.59	151,727.44	-	-	-	151,727.44
b Repair/Renovation of the Food Processing Plant	40105004	164,005.00	-	164,005.00	164,005.00	-	-	-	164,005.00	160,212.25	-	-	-	160,212.25
PS		-	-	-	-	-	-	-	-	-	-	-	-	-
MOOE		-	-	-	-	-	-	-	-	-	-	-	-	-
CO		164,005.00	-	164,005.00	164,005.00	-	-	-	164,005.00	160,212.25	-	-	-	160,212.25
c Renovation/Renovation and Maintenance of ITDI Buildings	40105005	4,500,000.00	-	4,500,000.00	4,500,000.00	-	-	-	4,500,000.00	-	-	3,865,737.92	-	3,865,737.92
PS		-	-	-	-	-	-	-	-	-	-	-	-	-
MOOE		-	-	-	-	-	-	-	-	-	-	-	-	-
CO		4,500,000.00	-	4,500,000.00	4,500,000.00	-	-	-	4,500,000.00	-	-	3,865,737.92	-	3,865,737.92
d Repair/Renovations of the Materials Science Building	40105006	4,000,000.00	-	4,000,000.00	4,000,000.00	-	-	-	4,000,000.00	-	-	3,948,995.00	-	3,948,995.00
PS		-	-	-	-	-	-	-	-	-	-	-	-	-
MOOE		-	-	-	-	-	-	-	-	-	-	-	-	-
CO		4,000,000.00	-	4,000,000.00	4,000,000.00	-	-	-	4,000,000.00	-	-	3,948,995.00	-	3,948,995.00
e Establishment of Metrology In Chemistry Infra	40105007	1,952.55	-	1,952.55	1,952.55	-	-	-	1,952.55	-	-	-	-	-
PS		-	-	-	-	-	-	-	-	-	-	-	-	-
MOOE		-	-	-	-	-	-	-	-	-	-	-	-	-
CO		1,952.55	-	1,952.55	1,952.55	-	-	-	1,952.55	-	-	-	-	-
f Development of Transport Packaging Technology for Fresh Fruits and Vegetables	413010001	1,452,369.99	-	1,452,369.99	1,452,369.99	-	-	-	1,452,369.99	165,244.62	211,601.80	251,515.49	-	628,361.91
PS		-	-	-	-	-	-	-	-	-	-	-	-	-
MOOE		1,452,369.99	-	1,452,369.99	1,452,369.99	-	-	-	1,452,369.99	165,244.62	211,601.80	251,515.49	-	628,361.91
CO		-	-	-	-	-	-	-	-	-	-	-	-	-
g Application of Modified Atmosphere Packaging (MAP) Technology to enhance/improve the Shelf life and Quality of Fresh Cut and Semi Processed F&V	413010002	1,015,650.09	-	1,015,650.09	1,015,650.09	-	-	-	1,015,650.09	160,885.82	69,170.85	515,665.54	-	745,722.21
PS		-	-	-	-	-	-	-	-	-	-	-	-	-
MOOE		1,015,650.09	-	1,015,650.09	1,015,650.09	-	-	-	1,015,650.09	160,885.82	69,170.85	515,665.54	-	745,722.21
CO		-	-	-	-	-	-	-	-	-	-	-	-	-
h Toxic Migrants in Packaged Foods and Beverages: Addressing the Safety Issues of Packaging - related contaminants In Foods - Phase II	413010003	1,569,200.64	-	1,569,200.64	1,569,200.64	-	-	-	1,569,200.64	74,466.38	711,453.88	576,554.67	-	1,362,474.93
PS		-	-	-	-	-	-	-	-	-	-	-	-	-
MOOE		1,569,200.64	-	1,569,200.64	1,569,200.64	-	-	-	1,569,200.64	74,466.38	711,453.88	576,554.67	-	1,362,474.93
CO		-	-	-	-	-	-	-	-	-	-	-	-	-

STATEMENT OF APPROPRIATIONS, ALLOTMENTS, OBLIGATIONS DISBURSEMENTS AND BALANCES
As of the Quarter Ending September 30, 2015

FAR No. 1

Department : Department of Science and Technology
Agency : Industrial Technology Development Institute (ITDI)
OU :
Org. Code : 190050000000

	Current Year Appropriations
	Supplemental Appropriations
X	Continuing Appropriations

Particulars	UACS CODE	Appropriations			Allotments				Adjusted Total Allotments	Current Year Obligations				
		Authorize Appropriation	Adjustments (Transfer (To)(From, Realignment)	Adjusted Appropriations	Allotments Received	Adjustments (Withdrawal, Realignment)	Transfer To	Transfer From		1st Quarter Ending March 31	2nd Quarter Ending June 30	3rd Quarter Ending Sept. 30	4th Quarter Ending Dec. 31	Total
1	2	3	4	5=3+4	6	7	8	9	10=[(6+)-(7)-8+9]	11	12	13	14	15=[11+12+13+14]
i. Interlaboratory Comparison of Additives and Contaminants	413010004	1,763,380.93	-	1,763,380.93	1,763,380.93	-	-	-	1,763,380.93	17,421.76	-	454,152.67	-	471,574.43
PS		-	-	-	-	-	-	-	-	-	-	-	-	-
MOOE		1,763,380.93	-	1,763,380.93	1,763,380.93	-	-	-	1,763,380.93	17,421.76	-	454,152.67	-	471,574.43
CO		-	-	-	-	-	-	-	-	-	-	-	-	-
j. Production of Secondary Certified Reference Materials and Provision of Proficiency Testing of Metals (Elemental Standard Solutions) in Water	413010005	567,949.25	-	567,949.25	567,949.25	-	-	-	567,949.25	109,928.30	5,255.50	336,229.09	-	451,412.89
PS		-	-	-	-	-	-	-	-	-	-	-	-	-
MOOE		265,249.25	-	265,249.25	265,249.25	-	-	-	265,249.25	109,928.30	5,255.50	77,555.09	-	192,738.89
CO		302,700.00	-	302,700.00	302,700.00	-	-	-	302,700.00	-	-	258,674.00	-	258,674.00
Subtotal, Agency Specific Budget		17,611,680.81	2,682,000.00	20,293,680.81	20,293,680.81	-	-	-	20,293,680.81	1,635,422.57	3,227,305.50	10,345,516.59	-	15,208,244.66
PS		-	-	-	-	-	-	-	-	-	-	-	-	-
MOOE		8,107,604.41	2,682,000.00	10,789,604.41	10,789,604.41	-	-	-	10,789,604.41	1,117,937.88	3,081,055.50	2,272,109.67	-	6,471,103.05
CO		9,504,076.40	-	9,504,076.40	9,504,076.40	-	-	-	9,504,076.40	517,484.69	146,250.00	8,073,406.92	-	8,737,141.61
GRAND TOTAL		17,611,680.81	2,682,000.00	20,293,680.81	20,293,680.81	-	-	-	20,293,680.81	1,635,422.57	3,227,305.50	10,345,516.59	-	15,208,244.66
PS		-	-	-	-	-	-	-	-	-	-	-	-	-
MOOE		8,107,604.41	2,682,000.00	10,789,604.41	10,789,604.41	-	-	-	10,789,604.41	1,117,937.88	3,081,055.50	2,272,109.67	-	6,471,103.05
CO		9,504,076.40	-	9,504,076.40	9,504,076.40	-	-	-	9,504,076.40	517,484.69	146,250.00	8,073,406.92	-	8,737,141.61
Recapitulation by MFO:		1,971,353.76	2,682,000.00	4,653,353.76	4,653,353.76	-	-	-	4,653,353.76	343,050.96	2,237,498.55	390,682.89	-	2,971,232.40
MFO 1 - Scientific Research and Development	301000000	1,971,353.76	-	1,971,353.76	1,971,353.76	-	-	-	1,971,353.76	343,050.96	1,169,942.06	370,685.44	-	1,883,678.46
MFO 2 - Technical Advisory Services	302000000	-	2,682,000.00	2,682,000.00	2,682,000.00	-	-	-	2,682,000.00	-	1,067,556.49	19,997.45	-	1,087,553.94
OF WHICH:														
Major Programs/Projects														
KRA No. 3 - Rapid, Inclusive and Sustained Economic Growth		1,971,353.76	2,682,000.00	4,653,353.76	4,653,353.76	-	-	-	4,653,353.76	343,050.96	2,237,498.55	390,682.89	-	2,971,232.40
1. Scientific Research and Development Services on Application of Technologies in Industrial, biological and Allied Fields	301010000	1,971,353.76	-	1,971,353.76	1,971,353.76	-	-	-	1,971,353.76	343,050.96	1,169,942.06	370,685.44	-	1,883,678.46
2. Testing and Analysis of Materials/Products, Calibration of Instruments and Apparatus and other Technical Services	302010000	-	2,682,000.00	2,682,000.00	2,682,000.00	-	-	-	2,682,000.00	-	1,067,556.49	19,997.45	-	1,087,553.94
3. Promotion and Marketing of Industrial Technologies and Services	302020000	-	-	-	-	-	-	-	-	-	-	-	-	-
Certified Correct:		Certified Correct:		Recommending Approval:		Approved by:								
														
ERIC M. CHARLON		SOLEDAD S. REYES		DR. JANET F. QUIZON		MARIA PATRICIA V. AZANZA, PH.D.								
Budget Officer		Accountant IV		Chief, FMD		Office of the Director								
Date:		Date:		Date:		Date:								

STATEMENT OF APPROPRIATIONS, ALLOTMENTS, OBLIGATIONS DISBURSEMENTS AND BALANCES
As of the Quarter Ending September 30, 2015

FAR No. 1

Department : Department of Science and Technology
Agency : Industrial Technology Development Institute (ITDI)
OU :
Org. Code : 190050000000

	Current Year Appropriations
	Supplemental Appropriations
X	Continuing Appropriations

Particulars	UACS CODE	Current Year Disbursements					Balances			
		1st Quarter Ending March 31	2nd Quarter Ending June 30	3rd Quarter Ending Sept. 30	4th Quarter Ending Dec. 31	Total	Unreleased Appropriations	Unobligated Allotment	Unpaid Obligations (15-20) = (23+24)	
		16	17	18	19	20=(16+17+18+19)	21=(5-10)	22=(10-15)	Due and Demandable 23	Not Yet Due and Demandable 24
I Agency Specific Budget		740,733.19	2,901,916.28	2,538,559.05		6,181,208.52		5,085,436.15	9,027,036.14	
General Administration and Support		369,711.74	57,381.03	16,468.32		443,561.09		1,914.73	7,232.19	
General Administration and Supervision	100010000	369,711.74	57,381.03	16,468.32		443,561.09		1,914.73	7,232.19	
PS										
MOOE		369,711.74	57,381.03	16,468.32		443,561.09		1,914.73	7,232.19	
CO										
Operations		55,545.00	1,536,366.16	520,678.43		2,112,589.59		1,682,121.36	858,642.81	
MFO 1 - Scientific Research and Development	301000000	55,545.00	773,059.67	501,640.18		1,330,244.85		87,675.30	553,433.61	
1. Scientific Research and Development Services on Application of Technologies in Industrial, biological and Allied Fields	301010000	55,545.00	773,059.67	501,640.18		1,330,244.85		87,675.30	553,433.61	
PS										
MOOE			629,659.67	454,692.93		1,084,352.60		57,162.04	447,530.86	
CO		55,545.00	143,400.00	46,947.25		245,892.25		30,513.26	105,902.75	
a. Research and Development of Technologies in Industrial Manufacturing, Mineral Processing and Energy	301010001	55,545.00	773,059.67	501,640.18		1,330,244.85		87,675.30	553,433.61	
PS										
MOOE			629,659.67	454,692.93		1,084,352.60		57,162.04	447,530.86	
CO		55,545.00	143,400.00	46,947.25		245,892.25		30,513.26	105,902.75	
b. Application of Research and Development Results of Technologies In Industrial Manufacturing, Mineral Processing and Energy	301010002									
PS										
MOOE										
CO										
c. Evaluation, Coordination and Monitoring of Industrial Programs/Projects and Management Information System	301010003									
PS										
MOOE										
CO										
MFO 2 - Technical Advisory Services	302000000		763,306.49	19,038.25		782,344.74		1,594,446.06	305,209.20	
2. Testing and Analysis of Materials/Products, Calibration of Instruments and Apparatus and other Technical Services	302010000		763,306.49	19,038.25		782,344.74		1,594,446.06	305,209.20	
PS										
MOOE			763,306.49	19,038.25		782,344.74		1,594,446.06	305,209.20	
CO										
3. Promotion and Marketing of Industrial Technologies and Services	302020000									
PS										
MOOE										
CO										

STATEMENT OF APPROPRIATIONS, ALLOTMENTS, OBLIGATIONS DISBURSEMENTS AND BALANCES
As of the Quarter Ending September 30, 2015

FAR No. 1

Department : Department of Science and Technology
Agency : Industrial Technology Development Institute (ITDI)
OU :
Org. Code : 190050000000

	Current Year Appropriations
	Supplemental Appropriations
X	Continuing Appropriations




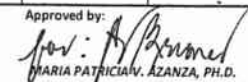
Particulars	UACS CODE	Current Year Disbursements					Balances			
		1st Quarter Ending March 31	2nd Quarter Ending June 30	3rd Quarter Ending Sept. 30	4th Quarter Ending Dec. 31	Total	Unreleased Appropriations	Unobligated Allotment	Unpaid Obligations (15-20) = (23+24)	
		16	17	18	19	20=(16+17+18+19)	21=(5-10)	22=(10-15)	Due and Demandable	Not Yet Due and Demandable
1	2	16	17	18	19	20=(16+17+18+19)	21=(5-10)	22=(10-15)	23	24
Locally-Funded Project(s)		315,476.45	1,308,169.09	2,001,412.30	-	3,625,057.84	-	3,401,400.06	8,161,161.14	
a Repair/Renovation and Maintenance of CED Building	40105003	-	151,727.44	-	-	151,727.44	-	1,383.15	-	-
PS		-	-	-	-	-	-	-	-	-
MOOE		-	-	-	-	-	-	-	-	-
CO		-	151,727.44	-	-	151,727.44	-	1,383.15	-	-
b Repair/Renovation of the Food Processing Plant	40105004	160,212.25	-	-	-	160,212.25	-	3,792.75	-	-
PS		-	-	-	-	-	-	-	-	-
MOOE		-	-	-	-	-	-	-	-	-
CO		160,212.25	-	-	-	160,212.25	-	3,792.75	-	-
c Renovation/Renovation and Maintenance of ITDI Buildings	40105005	-	-	69,850.35	-	69,850.35	-	634,262.08	3,795,887.57	-
PS		-	-	-	-	-	-	-	-	-
MOOE		-	-	69,850.35	-	69,850.35	-	634,262.08	3,795,887.57	-
CO		-	-	-	-	-	-	-	-	-
d Repair/Renovations of the Materials Science Building	40105006	-	-	592,349.25	-	592,349.25	-	51,005.00	3,356,645.75	-
PS		-	-	-	-	-	-	-	-	-
MOOE		-	-	-	-	-	-	-	-	-
CO		-	-	592,349.25	-	592,349.25	-	51,005.00	3,356,645.75	-
e Establishment of Metrology in Chemistry Infra	40105007	-	-	-	-	-	-	1,952.55	-	-
PS		-	-	-	-	-	-	-	-	-
MOOE		-	-	-	-	-	-	-	-	-
CO		-	-	-	-	-	-	1,952.55	-	-
f Development of Transport Packaging Technology for Fresh Fruits and Vegetables	413010001	155,264.20	232,788.22	147,019.95	-	535,072.37	-	824,008.08	93,289.54	-
PS		-	-	-	-	-	-	-	-	-
MOOE		155,264.20	232,788.22	147,019.95	-	535,072.37	-	824,008.08	93,289.54	-
CO		-	-	-	-	-	-	-	-	-
g Application of Modified Atmosphere Packaging (MAP) Technology to enhance/improve the Shelf life and Quality of Fresh Cut and Semi Processed F&V	413010002	-	267,384.02	371,517.42	-	638,901.44	-	269,927.88	106,820.77	-
PS		-	-	-	-	-	-	-	-	-
MOOE		-	267,384.02	371,517.42	-	638,901.44	-	269,927.88	106,820.77	-
CO		-	-	-	-	-	-	-	-	-
h Toxic Migrants In Packaged Foods and Beverages: Addressing the Safety Issues of Packaging - related contaminants In Foods - Phase II	413010003	-	581,169.35	542,525.80	-	1,123,695.15	-	206,725.71	238,779.78	-
PS		-	-	-	-	-	-	-	-	-
MOOE		-	581,169.35	542,525.80	-	1,123,695.15	-	206,725.71	238,779.78	-
CO		-	-	-	-	-	-	-	-	-

STATEMENT OF APPROPRIATIONS, ALLOTMENTS, OBLIGATIONS DISBURSEMENTS AND BALANCES
As of the Quarter Ending September 30, 2015

FAR No. 1

Department : Department of Science and Technology
Agency : Industrial Technology Development Institute (ITDI)
OU :
Org. Code : 190050000000

	Current Year Appropriations
	Supplemental Appropriations
X	Continuing Appropriations

Particulars	UACS CODE	Current Year Disbursements					Balances			
		1st Quarter Ending March 31	2nd Quarter Ending June 30	3rd Quarter Ending Sept. 30	4th Quarter Ending Dec. 31	Total	Unreleased Appropriations	Unobligated Allotment	Unpaid Obligations (15-20) = (23+24)	
		16	17	18	19	20=(16+17+18+19)	21=(5-10)	22=(10-15)	23	24
I. Interlaboratory Comparison of Additives and Contaminants	413010004	-	17,421.76	227,776.34	-	245,198.10	-	1,291,806.50	226,376.33	-
PS		-	-	-	-	-	-	-	-	-
MOOE		-	17,421.76	227,776.34	-	245,198.10	-	1,291,806.50	226,376.33	-
CO		-	-	-	-	-	-	-	-	-
J. Production of Secondary Certified Reference Materials and Provision of Proficiency Testing of Metals (Elemental Standard Solutions) in Water	413010005	-	57,678.30	50,373.19	-	108,051.49	-	116,536.36	343,361.40	-
PS		-	-	-	-	-	-	-	-	-
MOOE		-	57,678.30	50,373.19	-	108,051.49	-	72,510.36	84,687.40	-
CO		-	-	-	-	-	-	44,026.00	258,674.00	-
Subtotal, Agency Specific Budget		740,733.19	2,901,916.28	2,538,559.05	-	6,181,208.52	-	5,085,436.15	9,027,036.14	-
PS		-	-	-	-	-	-	-	-	-
MOOE		524,975.94	2,606,788.84	1,829,412.20	-	4,961,176.98	-	4,318,501.36	1,509,926.07	-
CO		215,757.25	295,127.44	709,146.85	-	1,220,031.54	-	766,934.79	7,517,110.07	-
GRAND TOTAL		740,733.19	2,901,916.28	2,538,559.05	-	6,181,208.52	-	5,085,436.15	9,027,036.14	-
PS		-	-	-	-	-	-	-	-	-
MOOE		524,975.94	2,606,788.84	1,829,412.20	-	4,961,176.98	-	4,318,501.36	1,509,926.07	-
CO		215,757.25	295,127.44	709,146.85	-	1,220,031.54	-	766,934.79	7,517,110.07	-
Recapitulation by MFO:		55,545.00	1,536,366.16	520,678.43	-	2,112,589.59	-	1,682,121.36	858,642.81	-
MFO 1 - Scientific Research and Development	301000000	55,545.00	773,059.67	501,640.18	-	1,330,244.85	-	87,675.30	553,433.61	-
MFO 2 - Technical Advisory Services	302000000	-	763,306.49	19,038.25	-	782,344.74	-	1,594,446.06	305,209.20	-
OF WHICH:										
Major Programs/Projects										
KRA No. 3 - Rapid, Inclusive and Sustained Economic Growth		55,545.00	1,536,366.16	520,678.43	-	2,112,589.59	-	1,682,121.36	858,642.81	-
1. Scientific Research and Development Services on Application of Technologies in Industrial, biological and Allied Fields	301010000	55,545.00	773,059.67	501,640.18	-	1,330,244.85	-	87,675.30	553,433.61	-
2. Testing and Analysis of Materials/Products, Calibration of Instruments and Apparatus and other Technical Services	302010000	-	763,306.49	19,038.25	-	782,344.74	-	1,594,446.06	305,209.20	-
3. Promotion and Marketing of Industrial Technologies and Services	302020000	-	-	-	-	-	-	-	-	-
Certified Correct:		Certified Correct:		Recommending Approval:		Approved by:				
 ERIC M. CHARLTON Budget Officer Date:		 SOLEDAD S. REYES Accountant IV Date:		 DR. JANET F. QUIZON Chief, FMD Date:		 MARIA PATRICIA V. AZANZA, PH.D. Office of the Director Date:				