

STATEMENT OF APPROPRIATIONS, ALLOTMENTS, OBLIGATIONS DISBURSEMENTS AND BALANCES
As of the Quarter Ending December 31, 2024

X	Current Year Appropriations
	Supplemental Appropriations
	Continuing Appropriations

Department: Department of Science and Technology
Agency: Industrial Technology Development Institute (ITDI)
Operating Unit:
Org. Code: 190050000000

Particulars	UACS CODE	Appropriations			Allotments					Current Year Obligations				
		Authorize Appropriation	Adjustments (Transfer (To)/From, Realignment)	Adjusted Appropriations	Allotments Received	Adjustments (Withdrawal, Realignment)	Transfer To	Transfer From	Adjusted Total Allotments	1st Quarter Ending March 31	2nd Quarter Ending June 30	3rd Quarter Ending Sept. 30	4th Quarter Ending Dec. 31	Total
1	2	3	4	5=3+4	6	7	8	9	10=[(6+(-)7)-8+9]	11	12	13	14	15=[(11+12+13+14)]
Promotion and Marketing of Industrial Technologies and Services	310200100002	32,298,000.00	-	32,298,000.00	32,298,000.00	-	-	-	32,298,000.00	7,935,924.28	7,759,694.67	5,965,169.64	10,020,837.15	31,681,625.74
PS		29,546,000.00	100,000.00	29,646,000.00	29,546,000.00	100,000.00	-	-	29,646,000.00	7,867,576.19	7,312,788.13	5,286,632.72	8,621,257.73	29,088,254.77
MOOE		2,752,000.00	(100,000.00)	2,652,000.00	2,752,000.00	(100,000.00)	-	-	2,652,000.00	68,348.09	446,906.54	678,536.92	1,399,579.42	2,593,370.97
CO		-	-	-	-	-	-	-	-	-	-	-	-	-
INDUSTRIAL TECHNOLOGY TECHNICAL SERVICES PROGRAM	310300100001	125,578,000.00	-	125,578,000.00	125,578,000.00	-	-	-	125,578,000.00	28,768,620.51	30,656,065.74	30,807,384.80	34,218,365.23	124,450,436.28
Testing and Analysis of Materials/Products, Calibration Instruments and Apparatus and other Technical Services		125,578,000.00	-	125,578,000.00	125,578,000.00	-	-	-	125,578,000.00	28,768,620.51	30,656,065.74	30,807,384.80	34,218,365.23	124,450,436.28
PS		63,298,000.00	4,030,000.00	67,328,000.00	63,298,000.00	4,030,000.00	-	-	67,328,000.00	18,406,234.82	16,930,136.93	14,950,340.68	17,034,729.30	67,321,441.73
MOOE		57,190,000.00	(4,030,000.00)	53,160,000.00	57,190,000.00	(4,030,000.00)	-	-	53,160,000.00	6,897,597.69	13,725,928.81	14,657,044.12	16,838,635.93	52,119,206.55
CO		5,090,000.00	-	5,090,000.00	5,090,000.00	-	-	-	5,090,000.00	3,464,788.00	-	1,200,000.00	345,000.00	5,009,788.00
Subtotal, Agency Specific Budget		461,685,000.00	-	461,685,000.00	461,685,000.00	-	-	-	461,685,000.00	128,576,151.80	100,621,353.33	82,104,324.96	144,044,244.01	455,346,074.10
PS		272,910,000.00	9,330,000.00	282,240,000.00	272,910,000.00	9,330,000.00	-	-	282,240,000.00	76,294,033.07	69,379,481.88	52,914,732.73	81,898,321.67	280,486,569.35
MOOE		129,085,000.00	(9,330,000.00)	119,755,000.00	129,085,000.00	(9,330,000.00)	-	-	119,755,000.00	15,968,244.13	31,179,871.45	23,637,573.51	46,994,126.86	117,779,815.95
CO		59,690,000.00	-	59,690,000.00	59,690,000.00	-	-	-	59,690,000.00	36,313,874.60	62,000.00	5,552,018.72	15,151,795.48	57,079,688.80
II. Automatic Appropriations														
General Administration and Support	100000100001	3,874,000.00	-	3,874,000.00	3,874,000.00	-	-	-	3,874,000.00	866,838.71	885,440.16	572,265.44	1,549,455.69	3,874,000.00
General Administration and Supervision		3,123,000.00	-	3,123,000.00	3,123,000.00	-	-	-	3,123,000.00	644,533.17	651,008.76	426,757.88	1,400,700.19	3,123,000.00
PS		3,123,000.00	-	3,123,000.00	3,123,000.00	-	-	-	3,123,000.00	644,533.17	651,008.76	426,757.88	1,400,700.19	3,123,000.00
Evaluation, Coordination and Monitoring of Industrial Programs/Projects and Management Information System	100000100003	751,000.00	-	751,000.00	751,000.00	-	-	-	751,000.00	222,305.54	234,431.40	145,507.56	148,755.50	751,000.00
PS		751,000.00	-	751,000.00	751,000.00	-	-	-	751,000.00	222,305.54	234,431.40	145,507.56	148,755.50	751,000.00
Operations		14,273,000.00	-	14,273,000.00	14,273,000.00	-	-	-	14,273,000.00	3,647,978.84	3,641,413.68	3,899,587.03	3,084,020.45	14,273,000.00
OO: Increased benefits to Filipinos from scientific knowledge and technologies for industry and competitiveness		14,273,000.00	-	14,273,000.00	14,273,000.00	-	-	-	14,273,000.00	3,647,978.84	3,641,413.68	3,899,587.03	3,084,020.45	14,273,000.00
INDUSTRIAL TECHNOLOGY RESEARCH AND DEVELOPMENT	310100100001	7,808,000.00	-	7,808,000.00	7,808,000.00	-	-	-	7,808,000.00	1,966,163.51	1,975,783.32	2,774,148.97	1,091,904.20	7,808,000.00
Research and Development of Technologies in Industrial Manufacturing, Mineral Processing and Energy		7,808,000.00	-	7,808,000.00	7,808,000.00	-	-	-	7,808,000.00	1,966,163.51	1,975,783.32	2,774,148.97	1,091,904.20	7,808,000.00
PS		7,808,000.00	-	7,808,000.00	7,808,000.00	-	-	-	7,808,000.00	1,966,163.51	1,975,783.32	2,774,148.97	1,091,904.20	7,808,000.00
INDUSTRIAL TECHNOLOGY TRANSFER PROGRAM	310700100002	2,156,000.00	-	2,156,000.00	2,156,000.00	-	-	-	2,156,000.00	518,147.22	517,556.88	350,571.83	769,724.07	2,156,000.00
Promotion and Marketing of Industrial Technologies and Services		2,156,000.00	-	2,156,000.00	2,156,000.00	-	-	-	2,156,000.00	518,147.22	517,556.88	350,571.83	769,724.07	2,156,000.00
PS		2,156,000.00	-	2,156,000.00	2,156,000.00	-	-	-	2,156,000.00	518,147.22	517,556.88	350,571.83	769,724.07	2,156,000.00
INDUSTRIAL TECHNOLOGY TECHNICAL SERVICES PROGRAM	310300100001	4,309,000.00	-	4,309,000.00	4,309,000.00	-	-	-	4,309,000.00	1,163,668.11	1,148,073.48	774,866.23	1,222,392.18	4,309,000.00
Testing and Analysis of Materials/Products, Calibration Instruments and Apparatus and other Technical Services		4,309,000.00	-	4,309,000.00	4,309,000.00	-	-	-	4,309,000.00	1,163,668.11	1,148,073.48	774,866.23	1,222,392.18	4,309,000.00
PS		4,309,000.00	-	4,309,000.00	4,309,000.00	-	-	-	4,309,000.00	1,163,668.11	1,148,073.48	774,866.23	1,222,392.18	4,309,000.00

STATEMENT OF APPROPRIATIONS, ALLOTMENTS, OBLIGATIONS DISBURSEMENTS AND BALANCES
As of the Quarter Ending December 31, 2024

Department: Department of Science and Technology
Agency: Industrial Technology Development Institute (ITDI)
Operating Unit:
Org. Code: 190050000000

X	Current Year Appropriations
	Supplemental Appropriations
	Continuing Appropriations

Particulars	UACS CODE	Current Year Disbursements					Balances				
		1st Quarter Ending March 31	2nd Quarter Ending June 30	3rd Quarter Ending Sept. 30	4th Quarter Ending Dec. 31	Total	Unreleased Appropriations	Unobligated Allotment	Unpaid Obligations		
		16	17	18	19	20=(16+17+18+19)			21=(5-10)	22=(10-15)	Due and Demandable
1	2	16	17	18	19	20=(16+17+18+19)	21=(5-10)	22=(10-15)	23	24	
Promotion and Marketing of Industrial Technologies and Services	310200100002	7,874,265.90	7,486,422.69	5,748,043.41	9,043,212.56	30,151,944.56	-	616,374.26	229,846.35	1,299,834.83	
PS		7,860,966.81	7,311,158.15	5,267,740.79	8,398,190.59	28,838,056.34	-	557,745.23	182,188.65	68,009.78	
MOOE		13,299.09	175,264.54	480,302.62	645,021.97	1,313,888.22	-	58,629.03	47,657.70	1,231,825.05	
CO		-	-	-	-	-	-	-	-	-	
INDUSTRIAL TECHNOLOGY TECHNICAL SERVICES PROGRAM	310300100001	17,445,470.33	27,527,864.10	27,567,830.85	30,883,032.72	103,424,198.00	-	1,127,563.72	2,223,546.76	18,802,691.52	
Testing and Analysis of Materials/Products, Calibration Instruments and Apparatus and other Technical Services		17,445,470.33	27,527,864.10	27,567,830.85	30,883,032.72	103,424,198.00	-	1,127,563.72	2,223,546.76	18,802,691.52	
PS		15,283,214.38	20,014,915.80	14,477,373.60	17,512,352.40	67,287,856.18	-	6,558.27	-	33,585.55	
MOOE		2,162,255.95	7,512,948.30	9,660,317.13	13,370,680.32	32,706,201.70	-	1,040,793.45	2,223,546.76	17,189,458.09	
CO		-	-	3,430,140.12	-	3,430,140.12	-	80,212.00	-	1,579,647.88	
Subtotal, Agency Specific Budget		75,826,236.13	93,404,778.53	92,952,712.53	111,986,360.23	374,170,087.42	-	6,338,925.90	9,173,819.97	72,002,166.71	
PS		64,424,328.53	74,731,129.68	58,246,910.26	79,686,164.12	277,088,532.59	-	1,753,430.65	410,569.34	2,987,467.42	
MOOE		8,697,442.60	15,084,955.61	26,308,544.45	29,681,282.34	79,772,225.00	-	1,975,184.05	8,292,350.63	29,715,240.32	
CO		2,704,465.00	3,588,693.24	8,397,257.82	2,618,913.77	17,309,329.83	-	2,610,311.20	470,900.00	39,299,458.97	
II. Automatic Appropriations											
General Administration and Support	100000100001	861,123.83	891,155.04	572,265.44	1,316,135.45	3,640,679.76	-	-	-	233,320.24	
General Administration and Supervision		638,818.29	656,723.64	426,757.88	1,171,015.73	2,893,315.54	-	-	-	229,684.46	
PS		638,818.29	656,723.64	426,757.88	1,171,015.73	2,893,315.54	-	-	-	229,684.46	
Evaluation, Coordination and Monitoring of Industrial Programs/Projects and Management Information System	100000100003	222,305.54	234,431.40	145,507.56	145,119.72	747,364.22	-	-	-	3,635.78	
PS		222,305.54	234,431.40	145,507.56	145,119.72	747,364.22	-	-	-	3,635.78	
Operations		3,616,243.70	3,673,148.82	3,899,587.03	2,316,412.94	13,505,392.49	-	-	-	767,607.51	
OO: Increased benefits to Filipinos from scientific knowledge and technologies for industry and competitiveness		3,616,243.70	3,673,148.82	3,899,587.03	2,316,412.94	13,505,392.49	-	-	-	767,607.51	
INDUSTRIAL TECHNOLOGY RESEARCH AND DEVELOPMENT	310100100001	1,946,839.43	1,995,107.40	2,774,148.97	962,382.52	7,678,478.32	-	-	-	129,521.68	
Research and Development of Technologies in Industrial Manufacturing, Mineral Processing and Energy		1,946,839.43	1,995,107.40	2,774,148.97	962,382.52	7,678,478.32	-	-	-	129,521.68	
PS		1,946,839.43	1,995,107.40	2,774,148.97	962,382.52	7,678,478.32	-	-	-	129,521.68	
INDUSTRIAL TECHNOLOGY TRANSFER PROGRAM	310700100002	518,147.22	517,556.88	350,571.83	447,030.48	1,833,306.41	-	-	-	322,693.59	
Promotion and Marketing of Industrial Technologies and Services		518,147.22	517,556.88	350,571.83	447,030.48	1,833,306.41	-	-	-	322,693.59	
PS		518,147.22	517,556.88	350,571.83	447,030.48	1,833,306.41	-	-	-	322,693.59	
INDUSTRIAL TECHNOLOGY TECHNICAL SERVICES PROGRAM	310300100001	1,151,257.05	1,160,484.54	774,866.23	906,999.94	3,993,607.76	-	-	-	315,392.24	
Testing and Analysis of Materials/Products, Calibration Instruments and Apparatus and other Technical Services		1,151,257.05	1,160,484.54	774,866.23	906,999.94	3,993,607.76	-	-	-	315,392.24	
PS		1,151,257.05	1,160,484.54	774,866.23	906,999.94	3,993,607.76	-	-	-	315,392.24	

STATEMENT OF APPROPRIATIONS, ALLOTMENTS, OBLIGATIONS DISBURSEMENTS AND BALANCES
As of the Quarter Ending December 31, 2024

X	Current Year Appropriations
	Supplemental Appropriations
	Continuing Appropriations

Department: Department of Science and Technology
Agency: Industrial Technology Development Institute (ITDI)
Operating Unit:
Org. Code: 190050000000

Particulars	UACS CODE	Appropriations			Allotments					Current Year Obligations				
		Authorize Appropriation	Adjustments (Trasfer (To)(From, Realignment)	Adjusted Appropriations	Allotments Received	Adjustments (Withdrawal, Realignment)	Transfer To	Transfer From	Adjusted Total Allotments	1st Quarter Ending March 31	2nd Quarter Ending June 30	3rd Quarter Ending Sept. 30	4th Quarter Ending Dec. 31	Total
1	2	3	4	5=3+4	6	7	8	9	10=[(6+(-)7)-8+9]	11	12	13	14	15=(11+12+13+14)
Subtotal, Automatic Appropriations		18,147,000.00	-	18,147,000.00	18,147,000.00	-	-	-	18,147,000.00	4,514,817.55	4,526,853.84	4,471,852.47	4,633,476.14	18,147,000.00
PS		18,147,000.00	-	18,147,000.00	18,147,000.00	-	-	-	18,147,000.00	4,514,817.55	4,526,853.84	4,471,852.47	4,633,476.14	18,147,000.00
III. Special Purpose Funds														
Miscellaneous Personnel Benefits Fund (MPBF)		7,419,733.00	-	7,419,733.00	7,419,733.00	-	-	-	7,419,733.00	-	7,406,280.30	-	-	7,406,280.30
PS	100000100001	7,419,733.00	-	7,419,733.00	7,419,733.00	-	-	-	7,419,733.00	-	7,406,280.30	-	-	7,406,280.30
Pension and Gratuity Fund (PGF)		-	-	-	-	-	-	-	-	-	-	-	-	-
PS		-	-	-	-	-	-	-	-	-	-	-	-	-
Calamity Fund (Bangon Marawi)		-	-	-	-	-	-	-	-	-	-	-	-	-
MOOE		-	-	-	-	-	-	-	-	-	-	-	-	-
CO		-	-	-	-	-	-	-	-	-	-	-	-	-
Subtotal, Special Purpose Funds		7,419,733.00	-	7,419,733.00	7,419,733.00	-	-	-	7,419,733.00	-	7,406,280.30	-	-	7,406,280.30
PS		7,419,733.00	-	7,419,733.00	7,419,733.00	-	-	-	7,419,733.00	-	7,406,280.30	-	-	7,406,280.30
MOOE		-	-	-	-	-	-	-	-	-	-	-	-	-
CO		-	-	-	-	-	-	-	-	-	-	-	-	-
IV. Unprogrammed Appropriations														
Unprogrammed Funds														
PS	100000100001	9,037,000.00	-	9,037,000.00	9,037,000.00	-	-	-	9,037,000.00	-	-	9,037,000.00	-	9,037,000.00
MOOE		-	-	-	-	-	-	-	-	-	-	-	-	-
CO		-	-	-	-	-	-	-	-	-	-	-	-	-
Subtotal, Unprogrammed Appropriations		9,037,000.00	-	9,037,000.00	9,037,000.00	-	-	-	9,037,000.00	-	-	9,037,000.00	-	9,037,000.00
PS		9,037,000.00	-	9,037,000.00	9,037,000.00	-	-	-	9,037,000.00	-	-	9,037,000.00	-	9,037,000.00
MOOE		-	-	-	-	-	-	-	-	-	-	-	-	-
CO		-	-	-	-	-	-	-	-	-	-	-	-	-
GRAND TOTAL		496,288,733.00	0.00	496,288,733.00	496,288,733.00	0.00	0.00	0.00	496,288,733.00	133,090,969.35	112,554,487.47	95,613,177.43	148,677,720.15	489,936,354.40
PS		307,513,733.00	9,330,000.00	316,843,733.00	307,513,733.00	9,330,000.00	0.00	0.00	316,843,733.00	80,808,850.62	81,312,616.02	66,423,585.20	86,531,797.81	315,076,849.65
MOOE		129,085,000.00	(9,330,000.00)	119,755,000.00	129,085,000.00	(9,330,000.00)	0.00	0.00	119,755,000.00	15,968,244.13	31,179,871.45	23,637,573.51	46,994,126.86	117,779,815.95
CO		59,690,000.00	0.00	59,690,000.00	59,690,000.00	0.00	0.00	0.00	59,690,000.00	36,313,874.60	62,000.00	5,552,018.72	15,151,795.48	57,079,688.80


Certified Correct:


JULIE ANN P. GENETA
Administrative Officer IV
Date:

Recommending Approval:


ERIC M. CHARLON
Chief, FMD
Date:




Approved by:


DR. ANNABELLE V. BRIONES
Director
Date:

STATEMENT OF APPROPRIATIONS, ALLOTMENTS, OBLIGATIONS DISBURSEMENTS AND BALANCES
As of the Quarter Ending December 31, 2024

Department: Department of Science and Technology
Agency: Industrial Technology Development Institute (ITDI)
Operating Unit:
Org. Code: 190050000000

X	Current Year Appropriations
	Supplemental Appropriations
	Continuing Appropriations

Particulars	UACS CODE	Current Year Disbursements					Balances				
		1st Quarter Ending March 31	2nd Quarter Ending June 30	3rd Quarter Ending Sept. 30	4th Quarter Ending Dec. 31	Total	Unreleased Appropriations	Unobligated Allotment	Unpaid Obligations		
		16	17	18	19	20=(16+17+18+19)			21=(5-10)	22=(10-15)	Due and Demandable
1	2	16	17	18	19	20=(16+17+18+19)	21=(5-10)	22=(10-15)	23	24	
Subtotal, Automatic Appropriations		4,477,367.53	4,564,303.86	4,471,852.47	3,632,548.39	17,146,072.25	-	-	-	-	1,000,927.75
PS		4,477,367.53	4,564,303.86	4,471,852.47	3,632,548.39	17,146,072.25	-	-	-	-	1,000,927.75
III. Special Purpose Funds											
Miscellaneous Personnel Benefits Fund (MPBF)		-	7,406,280.30	-	-	7,406,280.30	-	13,452.70	-	-	-
PS	100000100001	-	7,406,280.30	-	-	7,406,280.30	-	13,452.70	-	-	-
Pension and Gratuity Fund (PGF)		-	-	-	-	-	-	-	-	-	-
PS		-	-	-	-	-	-	-	-	-	-
Calamity Fund (Bangon Marawi)		-	-	-	-	-	-	-	-	-	-
MOOE		-	-	-	-	-	-	-	-	-	-
CO		-	-	-	-	-	-	-	-	-	-
Subtotal, Special Purpose Funds		-	7,406,280.30	-	-	7,406,280.30	-	13,452.70	-	-	-
PS		-	7,406,280.30	-	-	7,406,280.30	-	13,452.70	-	-	-
MOOE		-	-	-	-	-	-	-	-	-	-
CO		-	-	-	-	-	-	-	-	-	-
IV. Unprogrammed Appropriations											
Unprogrammed Funds											
PS	100000100001	-	-	2,503,226.14	6,532,561.69	9,035,787.83	-	-	-	-	1,212.17
MOOE		-	-	-	-	-	-	-	-	-	-
CO		-	-	-	-	-	-	-	-	-	-
Subtotal, Unprogrammed Appropriations		-	-	2,503,226.14	6,532,561.69	9,035,787.83	-	-	-	-	1,212.17
PS		-	-	2,503,226.14	6,532,561.69	9,035,787.83	-	-	-	-	1,212.17
MOOE		-	-	-	-	-	-	-	-	-	-
CO		-	-	-	-	-	-	-	-	-	-
GRAND TOTAL		80,303,603.66	105,375,362.69	99,927,791.14	122,151,470.31	407,758,227.80	0.00	6,352,378.60	9,173,819.97	73,004,306.63	
PS		68,901,696.06	86,701,713.84	65,221,988.87	89,851,274.20	310,676,672.97	0.00	1,766,883.35	410,569.34	3,989,607.34	
MOOE		8,697,442.60	15,084,955.61	26,308,544.45	29,681,282.34	79,772,225.00	0.00	1,975,184.05	8,292,350.63	29,715,240.32	
CO		2,704,465.00	3,588,693.24	8,397,257.82	2,618,913.77	17,309,329.83	0.00	2,610,311.20	470,900.00	39,299,458.97	
Certified Correct:		Recommending Approval:				Approved by:					
											
PATRICIA ASHLEY M. MENDOZA		ERIC M. CHARLON				DR. ANNABELLE V. BRIONES					
Accountant IV		Chief, FMD				Director					
Date:		Date:				Date:					

STATEMENT OF APPROPRIATIONS, ALLOTMENTS, OBLIGATIONS DISBURSEMENTS AND BALANCES
As of the Quarter Ending December 31, 2024

Department: Department of Science and Technology
Agency: Industrial Technology Development Institute (ITDI)
Operating Unit:
Org. Code: 190050000000

	Current Year Appropriations
	Supplemental Appropriations
X	Continuing Appropriations

Particulars	UACS CODE	Appropriations			Allotments					Current Year Obligations				
		Authorize Appropriation	Adjustments (Transfer To)(From, Realignment)	Adjusted Appropriations	Allotments Received	Adjustments (Withdrawal, Realignment)	Transfer To	Transfer From	Adjusted Total Allotments	1st Quarter Ending March 31	2nd Quarter Ending June 30	3rd Quarter Ending Sept. 30	4th Quarter Ending Dec. 31	Total
1	2	3	4	5=3+4	6	7	8	9	10=[(6+(-)7)-8+9]	11	12	13	14	15=[11+12+13+14]
Subtotal, Special Purpose Funds		-	-	-	-	-	-	-	-	-	-	-	-	-
PS		-	-	-	-	-	-	-	-	-	-	-	-	-
MOOE		-	-	-	-	-	-	-	-	-	-	-	-	-
CO		-	-	-	-	-	-	-	-	-	-	-	-	-
GRAND TOTAL		11,708,406.46	0.00	11,708,406.46	11,708,406.46	0.00	0.00	0.00	11,708,406.46	3,744,220.00	4,104,323.42	2,389,235.50	1,314,136.88	11,551,915.80
PS		0.00	0.00	0.00	0.00	0.00	0.00	0.00	0.00	0.00	0.00	0.00	0.00	0.00
MOOE		6,319,723.97	0.00	6,319,723.97	6,319,723.97	0.00	0.00	0.00	6,319,723.97	156,220.00	3,929,779.60	1,305,493.77	918,024.00	6,309,517.37
CO		5,388,682.49	0.00	5,388,682.49	5,388,682.49	0.00	0.00	0.00	5,388,682.49	3,588,000.00	174,543.82	1,083,741.73	396,112.88	5,242,398.43

Certified Correct:


JULIE ANN P. GENETA
Administrative Officer IV
Date:

Recommending Approval:


ERIC M. CHARLTON
Chief, FMD
Date:

Approved by:





DR. ANNABELLE V. BRIONES
Director
Date:

STATEMENT OF APPROPRIATIONS, ALLOTMENTS, OBLIGATIONS DISBURSEMENTS AND BALANCES
As of the Quarter Ending December 31, 2024

FAR No. 1

Department: Department of Science and Technology
Agency: Industrial Technology Development Institute (ITDI)
Operating Unit:
Org. Code: 190050000000

	Current Year Appropriations
	Supplemental Appropriations
X	Continuing Appropriations

Particulars	UACS CODE	Current Year Disbursements					Balances				
		1st Quarter Ending March 31	2nd Quarter Ending June 30	3rd Quarter Ending Sept. 30	4th Quarter Ending Dec. 31	Total	Unreleased Appropriations	Unobligated Allotment	Unpaid Obligations		
		16	17	18	19	20=(16+17+18+19)			21={5-10}	22={10-15}	Due and Demandable
1	2	16	17	18	19	20=(16+17+18+19)	21={5-10}	22={10-15}	23	24	
Subtotal, Special Purpose Funds		-	-	-	-	-	-	-	-	-	-
PS		-	-	-	-	-	-	-	-	-	-
MOOE		-	-	-	-	-	-	-	-	-	-
CO		-	-	-	-	-	-	-	-	-	-
GRAND TOTAL		0.00	2,373,861.90	1,305,493.77	3,223,797.45	6,903,153.12	0.00	156,490.66	825,000.00	3,823,762.68	
PS		0.00	0.00	0.00	0.00	0.00	0.00	0.00	0.00	0.00	
MOOE		0.00	2,373,861.90	1,305,493.77	531,921.90	4,211,277.57	0.00	10,206.60	825,000.00	1,273,239.80	
CO		0.00	0.00	0.00	2,691,875.55	2,691,875.55	0.00	146,284.06	0.00	2,550,522.88	
		Certified Correct:  PATRICIA ASHLEY M. MENDOZA Accountant IV Date:		Recommending Approval:  ERIC M. CHARLTON Chief, FMD Date:		Approved by:  DR. ANNABELLE V. BRIONES Director Date:					