

STATEMENT OF APPROPRIATIONS, ALLOTMENTS, OBLIGATIONS, DISBURSEMENTS AND BALANCES
As at the Quarter Ending March 31, 2023

Department : Department of Science and Technology (DOST)
 Agency/Entity : Industrial Technology Development Institute
 Operating Unit : < not applicable >
 Organization Code (UACS) : 19 005 0000000
 Fund Cluster : 01 Regular Agency Fund
 (e.g. UACS Fund Cluster: 01-Regular Agency Fund, 02-Foreign Assisted Projects Fund, 03-Special Account-Locally Funded/Domestic Grants Fund, and 04-Special Account-Foreign Assisted/Foreign Grants Fund)


Current Year Appropriations
 Supplemental Appropriations
 Continuing Appropriations


Particulars	UACS CODE	Appropriations					Allotments				Current Year Obligations				Current Year Disbursements				Balances				
		Authorized Appropriations	Adjustments (Transfer To/From, Realignment)	Adjusted Appropriations	Allotments Received	Adjustments (Withdrawal, Realignment)	Transfer To	Transfer From	Adjusted Total Allotments	1st Quarter Ending March 31	2nd Quarter Ending June 30	3rd Quarter Ending September 30	4th Quarter Ending December 31	TOTAL	1st Quarter Ending March 31	2nd Quarter Ending June 30	3rd Quarter Ending September 30	4th Quarter Ending December 31	TOTAL	Unreleased Appropriations	Unobligated Allotments	Unpaid Obligations (15-20)-(23+24)	
		3	4	5=(3+4)	6	7	8	9	10=[8+(-)(7)-9+5]	11	12	13	14	15=(11+12+13+14)	16	17	18	19	20=(16+17+18+19)	21=(5-10)	22=(10-15)	23	24
I. Continuing Appropriations		9,575,082.79	0.00	9,575,082.79	9,575,082.79	0.00	0.00	9,575,082.79	289,594.00	0.00	0.00	0.00	0.00	289,594.00	103,067.19	0.00	0.00	0.00	103,067.19	0.00	9,285,488.79	0.00	186,526.81
I. Agency Specific Budget		9,575,082.79	0.00	9,575,082.79	9,575,082.79	0.00	0.00	9,575,082.79	289,594.00	0.00	0.00	0.00	0.00	289,594.00	103,067.19	0.00	0.00	0.00	103,067.19	0.00	9,285,488.79	0.00	186,526.81
General Administration and Support	100000100001000	323,023.51	0.00	323,023.51	323,023.51	0.00	0.00	323,023.51	0.00	0.00	0.00	0.00	0.00	0.00	0.00	0.00	0.00	0.00	0.00	0.00	323,023.51	0.00	0.00
General Management and Supervision	100000100001000	168,366.39	0.00	168,366.39	168,366.39	0.00	0.00	168,366.39	0.00	0.00	0.00	0.00	0.00	0.00	0.00	0.00	0.00	0.00	0.00	0.00	168,366.39	0.00	0.00
MOOE		93,566.39	0.00	93,566.39	93,566.39	0.00	0.00	93,566.39	0.00	0.00	0.00	0.00	0.00	0.00	0.00	0.00	0.00	0.00	0.00	0.00	93,566.39	0.00	0.00
CO		74,800.00	0.00	74,800.00	74,800.00	0.00	0.00	74,800.00	0.00	0.00	0.00	0.00	0.00	0.00	0.00	0.00	0.00	0.00	0.00	0.00	74,800.00	0.00	0.00
Evaluation, Coordination and Monitoring of Industrial Programs/Projects and Management Information System	100000100003000	154,657.12	0.00	154,657.12	154,657.12	0.00	0.00	154,657.12	0.00	0.00	0.00	0.00	0.00	0.00	0.00	0.00	0.00	0.00	0.00	0.00	154,657.12	0.00	0.00
MOOE		154,657.12	0.00	154,657.12	154,657.12	0.00	0.00	154,657.12	0.00	0.00	0.00	0.00	0.00	0.00	0.00	0.00	0.00	0.00	0.00	0.00	154,657.12	0.00	0.00
Sub-Total: General Administration and Support		323,023.51	0.00	323,023.51	323,023.51	0.00	0.00	323,023.51	0.00	0.00	0.00	0.00	0.00	0.00	0.00	0.00	0.00	0.00	0.00	0.00	323,023.51	0.00	0.00
PS		0.00	0.00	0.00	0.00	0.00	0.00	0.00	0.00	0.00	0.00	0.00	0.00	0.00	0.00	0.00	0.00	0.00	0.00	0.00	0.00	0.00	0.00
MOOE		248,223.51	0.00	248,223.51	248,223.51	0.00	0.00	248,223.51	0.00	0.00	0.00	0.00	0.00	0.00	0.00	0.00	0.00	0.00	0.00	0.00	248,223.51	0.00	0.00
FinEx (if Applicable)		0.00	0.00	0.00	0.00	0.00	0.00	0.00	0.00	0.00	0.00	0.00	0.00	0.00	0.00	0.00	0.00	0.00	0.00	0.00	0.00	0.00	0.00
CO		74,800.00	0.00	74,800.00	74,800.00	0.00	0.00	74,800.00	0.00	0.00	0.00	0.00	0.00	0.00	0.00	0.00	0.00	0.00	0.00	0.00	74,800.00	0.00	0.00
Operations	3000000000000000	8,252,059.28	0.00	8,252,059.28	8,252,059.28	0.00	0.00	8,252,059.28	289,594.00	0.00	0.00	0.00	0.00	289,594.00	103,067.19	0.00	0.00	0.00	103,067.19	0.00	8,962,465.28	0.00	186,526.81
OO: Increased benefits to Filipinos from scientific knowledge and technologies for industry productivity and competitiveness		9,252,059.28	0.00	9,252,059.28	9,252,059.28	0.00	0.00	9,252,059.28	289,594.00	0.00	0.00	0.00	0.00	289,594.00	103,067.19	0.00	0.00	0.00	103,067.19	0.00	8,962,465.28	0.00	186,526.81
INDUSTRIAL TECHNOLOGY RESEARCH AND DEVELOPMENT PROGRAM		4,770,744.68	0.00	4,770,744.68	4,770,744.68	0.00	0.00	4,770,744.68	289,594.00	0.00	0.00	0.00	0.00	289,594.00	103,067.19	0.00	0.00	0.00	103,067.19	0.00	4,481,150.68	0.00	186,526.81
Research and Development of Technologies in Industrial Manufacturing, Mineral Processing and Energy	310100100001000	3,126,798.72	0.00	3,126,798.72	3,126,798.72	0.00	0.00	3,126,798.72	2,000.00	0.00	0.00	0.00	0.00	2,000.00	0.00	0.00	0.00	0.00	0.00	0.00	3,124,798.72	0.00	2,000.00
MOOE		3,126,798.72	0.00	3,126,798.72	3,126,798.72	0.00	0.00	3,126,798.72	2,000.00	0.00	0.00	0.00	0.00	2,000.00	0.00	0.00	0.00	0.00	0.00	0.00	3,124,798.72	0.00	2,000.00
Locally-Funded Project(s)		1,643,945.96	0.00	1,643,945.96	1,643,945.96	0.00	0.00	1,643,945.96	287,594.00	0.00	0.00	0.00	0.00	287,594.00	103,067.19	0.00	0.00	0.00	103,067.19	0.00	1,356,351.96	0.00	184,526.81
Repair/Restoration and Maintenance of ITDI Buildings and Facilities	310100200001000	1,475,794.08	0.00	1,475,794.08	1,475,794.08	0.00	0.00	1,475,794.08	180,320.00	0.00	0.00	0.00	0.00	180,320.00	0.00	0.00	0.00	0.00	0.00	0.00	1,295,474.08	0.00	180,320.00
CO		1,475,794.08	0.00	1,475,794.08	1,475,794.08	0.00	0.00	1,475,794.08	180,320.00	0.00	0.00	0.00	0.00	180,320.00	0.00	0.00	0.00	0.00	0.00	0.00	1,295,474.08	0.00	180,320.00
ITDI Information Technology Capability Enhancement and Sustainability	310100200003000	168,151.88	0.00	168,151.88	168,151.88	0.00	0.00	168,151.88	107,274.00	0.00	0.00	0.00	0.00	107,274.00	103,067.19	0.00	0.00	0.00	103,067.19	0.00	60,877.88	0.00	4,206.81
MOOE		168,151.88	0.00	168,151.88	168,151.88	0.00	0.00	168,151.88	107,274.00	0.00	0.00	0.00	0.00	107,274.00	103,067.19	0.00	0.00	0.00	103,067.19	0.00	60,877.88	0.00	4,206.81
INDUSTRIAL TECHNOLOGY TRANSFER PROGRAM		1,875,433.91	0.00	1,875,433.91	1,875,433.91	0.00	0.00	1,875,433.91	0.00	0.00	0.00	0.00	0.00	0.00	0.00	0.00	0.00	0.00	0.00	0.00	1,875,433.91	0.00	0.00
Transfer of Technologies in Industrial Manufacturing, Mineral Processing and Energy	310200100001000	822,603.20	0.00	822,603.20	822,603.20	0.00	0.00	822,603.20	0.00	0.00	0.00	0.00	0.00	0.00	0.00	0.00	0.00	0.00	0.00	0.00	822,603.20	0.00	0.00
MOOE		822,603.20	0.00	822,603.20	822,603.20	0.00	0.00	822,603.20	0.00	0.00	0.00	0.00	0.00	0.00	0.00	0.00	0.00	0.00	0.00	0.00	822,603.20	0.00	0.00
Promotion and Marketing of Industrial Technologies and Services	310200100002000	1,052,830.71	0.00	1,052,830.71	1,052,830.71	0.00	0.00	1,052,830.71	0.00	0.00	0.00	0.00	0.00	0.00	0.00	0.00	0.00	0.00	0.00	0.00	1,052,830.71	0.00	0.00
MOOE		1,052,830.71	0.00	1,052,830.71	1,052,830.71	0.00	0.00	1,052,830.71	0.00	0.00	0.00	0.00	0.00	0.00	0.00	0.00	0.00	0.00	0.00	0.00	1,052,830.71	0.00	0.00


Department : Department of Science and Technology (DOST)
 Agency/Entity : Industrial Technology Development Institute
 Operating Unit : < not applicable >
 Organization Code (UACS) : 19 005 0000000
 Fund Cluster : 01 Regular Agency Fund
 (e.g. UACS Fund Cluster: 01-Regular Agency Fund, 02-Foreign Assisted Projects Fund, 03-Special Account-Locally Funded/Domestic Grants Fund, and 04-Special Account-Foreign Assisted/Foreign Grants Fund)


X
 Current Year Appropriations
 Supplemental Appropriations
 Continuing Appropriations

Particulars	UACS CODE	Appropriations			Allotments					Current Year Obligations					Current Year Disbursements					Balances				
		Authorized Appropriations	Adjustments (Transfer To/From, Realignment)	Adjusted Appropriations	Allotments Received	Adjustments (Withdrawal, Realignment)	Transfer To	Transfer From	Adjusted Total Allotments	1st Quarter Ending March 31	2nd Quarter Ending June 30	3rd Quarter Ending September 30	4th Quarter Ending December 31	TOTAL	1st Quarter Ending March 31	2nd Quarter Ending June 30	3rd Quarter Ending September 30	4th Quarter Ending December 31	TOTAL	Unreleased Appropriations	Unobligated Allotments	Unpaid Obligations (15-20)=(23+24)		
1	2	3	4	5=(3+4)	6	7	8	9	10=(8)-(7)+9	11	12	13	14	15=(11)+12+13+14	16	17	18	19	20=(16+17+18+19)	21=(5-10)	22=(10-15)	23	24	
INDUSTRIAL TECHNOLOGY TECHNICAL SERVICES PROGRAM		2,605,880.69	0.00	2,605,880.69	2,605,880.69	0.00	0.00	0.00	2,605,880.69	0.00	0.00	0.00	0.00	0.00	0.00	0.00	0.00	0.00	0.00	0.00	0.00	2,605,880.69	0.00	0.00
Testing and Analysis of Materials/Products, Calibration of Instruments and Apparatus and other Technical Services	310300100001000	2,605,880.69	0.00	2,605,880.69	2,605,880.69	0.00	0.00	0.00	2,605,880.69	0.00	0.00	0.00	0.00	0.00	0.00	0.00	0.00	0.00	0.00	0.00	0.00	2,605,880.69	0.00	0.00
MOOE		2,605,880.69	0.00	2,605,880.69	2,605,880.69	0.00	0.00	0.00	2,605,880.69	0.00	0.00	0.00	0.00	0.00	0.00	0.00	0.00	0.00	0.00	0.00	0.00	2,605,880.69	0.00	0.00
Sub-Total, Operations		9,252,059.28	0.00	9,252,059.28	9,252,059.28	0.00	0.00	0.00	9,252,059.28	289,594.00	0.00	0.00	0.00	289,594.00	103,067.19	0.00	0.00	0.00	103,067.19	0.00	8,962,465.28	0.00	186,526.81	
PS		0.00	0.00	0.00	0.00	0.00	0.00	0.00	0.00	0.00	0.00	0.00	0.00	0.00	0.00	0.00	0.00	0.00	0.00	0.00	0.00	0.00	0.00	
MOOE		7,776,265.20	0.00	7,776,265.20	7,776,265.20	0.00	0.00	0.00	7,776,265.20	109,274.00	0.00	0.00	0.00	109,274.00	103,067.19	0.00	0.00	0.00	103,067.19	0.00	7,666,991.20	0.00	6,206.81	
FinEx (if Applicable)		0.00	0.00	0.00	0.00	0.00	0.00	0.00	0.00	0.00	0.00	0.00	0.00	0.00	0.00	0.00	0.00	0.00	0.00	0.00	0.00	0.00	0.00	
CO		1,475,794.08	0.00	1,475,794.08	1,475,794.08	0.00	0.00	0.00	1,475,794.08	180,320.00	0.00	0.00	0.00	180,320.00	0.00	0.00	0.00	0.00	0.00	0.00	1,295,474.08	0.00	180,320.00	
GRAND TOTAL		9,575,082.79	0.00	9,575,082.79	9,575,082.79	0.00	0.00	0.00	9,575,082.79	289,594.00	0.00	0.00	0.00	289,594.00	103,067.19	0.00	0.00	0.00	103,067.19	0.00	9,285,488.79	0.00	186,526.81	
PS		0.00	0.00	0.00	0.00	0.00	0.00	0.00	0.00	0.00	0.00	0.00	0.00	0.00	0.00	0.00	0.00	0.00	0.00	0.00	0.00	0.00	0.00	
MOOE		8,024,488.71	0.00	8,024,488.71	8,024,488.71	0.00	0.00	0.00	8,024,488.71	109,274.00	0.00	0.00	0.00	109,274.00	103,067.19	0.00	0.00	0.00	103,067.19	0.00	7,915,214.71	0.00	6,206.81	
FinEx (if Applicable)		0.00	0.00	0.00	0.00	0.00	0.00	0.00	0.00	0.00	0.00	0.00	0.00	0.00	0.00	0.00	0.00	0.00	0.00	0.00	0.00	0.00	0.00	
CO		1,550,594.08	0.00	1,550,594.08	1,550,594.08	0.00	0.00	0.00	1,550,594.08	180,320.00	0.00	0.00	0.00	180,320.00	0.00	0.00	0.00	0.00	0.00	0.00	1,370,274.08	0.00	180,320.00	

Certified Correct:

 ERIC M. CHARLTON
 Budget Officer
 Date: 2023-04-20 07:58:43

Certified Correct:

 PATRICIA ASHLEY M. MENDOZA
 Accountant IV
 Date: 2023-04-20 07:58:43

Recommending Approval:

 DR. JANET F. QUIZON
 Chief, FMD
 Date: 2023-04-20 08:03:31

Approved By:

 DR. ANNABELLE V. BRIONES
 Director
 Date:

STATEMENT OF APPROPRIATIONS, ALLOTMENTS, OBLIGATIONS, DISBURSEMENTS AND BALANCES
As at the Quarter Ending March 31, 2023

Department : Department of Science and Technology (DOST)
Agency/Entity : Industrial Technology Development Institute
Operating Unit : < not applicable >
Organization Code (UACS) : 19 005 000000
Fund Cluster : 01 Regular Agency Fund

X Current Year Appropriations
Supplemental Appropriations
Continuing Appropriations

(e.g. UACS Fund Cluster: 01-Regular Agency Fund, 02-Foreign Assisted Projects Fund, 03-Special Account-Locally Funded/Domestic Grants Fund, and 04-Special Account-Foreign Assisted/Foreign Grants Fund)

Particulars	UACS CODE	Appropriations		Allotments		Current Year Obligations								Current Year Disbursements				Balances					
		Authorized Appropriations	Adjusted Appropriations	Allotments Received	Adjusted Total Allotments	1st Quarter Ending March 31	2nd Quarter Ending June 30	3rd Quarter Ending September 30	4th Quarter Ending December 31	TOTAL	1st Quarter Ending March 31	2nd Quarter Ending June 30	3rd Quarter Ending September 30	4th Quarter Ending December 31	TOTAL	Unreleased Appropriations	Unobligated Allotments	Unpaid Obligations(15-20)=(23+24)					
1	2	3	4	5=(3+4)	6	7	8	9	10=[6+(7-8+9)]	11	12	13	14	15=(11+12+13+14)	16	17	18	19	20=(16+17+18+19)	21	22	23	24
I. Agency Specific Budget		430,916,000.00	0.00	430,916,000.00	427,216,000.00	0.00	0.00	0.00	427,216,000.00	91,451,059.85	0.00	0.00	0.00	91,451,059.85	66,025,066.40	0.00	0.00	0.00	66,025,066.40	3,700,000.00	335,754,940.15	444,976.00	24,900,097.45
General Administration and Support	1000000000000000	114,379,000.00	0.00	114,379,000.00	114,379,000.00	0.00	0.00	0.00	114,379,000.00	27,679,185.57	0.00	0.00	0.00	27,679,185.57	26,254,987.10	0.00	0.00	0.00	26,254,987.10	0.00	86,699,814.43	229,716.00	1,194,482.47
General Management and Supervision	100000100001000	97,299,000.00	0.00	97,299,000.00	97,299,000.00	0.00	0.00	0.00	97,299,000.00	21,208,132.94	0.00	0.00	0.00	21,208,132.94	19,963,934.47	0.00	0.00	0.00	19,963,934.47	0.00	78,090,667.06	49,716.00	1,194,482.47
PS		85,515,000.00	0.00	85,515,000.00	85,515,000.00	0.00	0.00	0.00	85,515,000.00	18,181,113.06	0.00	0.00	0.00	18,181,113.06	18,152,284.94	0.00	0.00	0.00	18,152,284.94	0.00	67,333,886.94	0.00	28,629.02
MOOE		11,784,000.00	0.00	11,784,000.00	11,784,000.00	0.00	0.00	0.00	11,784,000.00	3,027,019.88	0.00	0.00	0.00	3,027,019.88	1,811,650.43	0.00	0.00	0.00	1,811,650.43	0.00	8,756,980.12	49,716.00	1,165,653.45
Administration of Personal Benefits	100000100002000	6,552,000.00	0.00	6,552,000.00	6,552,000.00	0.00	0.00	0.00	6,552,000.00	4,571,275.35	0.00	0.00	0.00	4,571,275.35	4,571,275.35	0.00	0.00	0.00	4,571,275.35	0.00	1,960,724.65	0.00	0.00
PS		6,552,000.00	0.00	6,552,000.00	6,552,000.00	0.00	0.00	0.00	6,552,000.00	4,571,275.35	0.00	0.00	0.00	4,571,275.35	4,571,275.35	0.00	0.00	0.00	4,571,275.35	0.00	1,960,724.65	0.00	0.00
Evaluation, Coordination and Monitoring of Industrial Programs/Projects and Management Information System	100000100003000	10,528,000.00	0.00	10,528,000.00	10,528,000.00	0.00	0.00	0.00	10,528,000.00	1,899,777.28	0.00	0.00	0.00	1,899,777.28	1,719,777.28	0.00	0.00	0.00	1,719,777.28	0.00	8,628,222.72	180,000.00	0.00
PS		8,419,000.00	0.00	8,419,000.00	8,419,000.00	0.00	0.00	0.00	8,419,000.00	1,704,777.28	0.00	0.00	0.00	1,704,777.28	1,704,777.28	0.00	0.00	0.00	1,704,777.28	0.00	6,714,222.72	0.00	0.00
MOOE		2,109,000.00	0.00	2,109,000.00	2,109,000.00	0.00	0.00	0.00	2,109,000.00	195,000.00	0.00	0.00	0.00	195,000.00	15,000.00	0.00	0.00	0.00	15,000.00	0.00	1,914,000.00	180,000.00	0.00
Sub-Total, General Administration and Support		114,379,000.00	0.00	114,379,000.00	114,379,000.00	0.00	0.00	0.00	114,379,000.00	27,679,185.57	0.00	0.00	0.00	27,679,185.57	26,254,987.10	0.00	0.00	0.00	26,254,987.10	0.00	86,699,814.43	229,716.00	1,194,482.47
PS		100,466,000.00	0.00	100,466,000.00	100,466,000.00	0.00	0.00	0.00	100,466,000.00	24,457,165.69	0.00	0.00	0.00	24,457,165.69	24,428,336.67	0.00	0.00	0.00	24,428,336.67	0.00	76,028,634.31	0.00	28,829.02
MOOE		13,893,000.00	0.00	13,893,000.00	13,893,000.00	0.00	0.00	0.00	13,893,000.00	3,222,019.88	0.00	0.00	0.00	3,222,019.88	1,826,650.43	0.00	0.00	0.00	1,826,650.43	0.00	10,670,980.12	229,716.00	1,165,653.45
FinEx (if Applicable)		0.00	0.00	0.00	0.00	0.00	0.00	0.00	0.00	0.00	0.00	0.00	0.00	0.00	0.00	0.00	0.00	0.00	0.00	0.00	0.00	0.00	0.00
CO		0.00	0.00	0.00	0.00	0.00	0.00	0.00	0.00	0.00	0.00	0.00	0.00	0.00	0.00	0.00	0.00	0.00	0.00	0.00	0.00	0.00	0.00
Operations	3000000000000000	316,537,000.00	0.00	316,537,000.00	312,837,000.00	0.00	0.00	0.00	312,837,000.00	63,771,874.28	0.00	0.00	0.00	63,771,874.28	39,770,999.30	0.00	0.00	0.00	39,770,999.30	3,700,000.00	249,065,125.72	215,260.00	23,785,614.98
OO - Increased benefits to Filipinos from scientific knowledge and technologies for industry productivity and competitiveness		316,537,000.00	0.00	316,537,000.00	312,837,000.00	0.00	0.00	0.00	312,837,000.00	63,771,874.28	0.00	0.00	0.00	63,771,874.28	39,770,999.30	0.00	0.00	0.00	39,770,999.30	3,700,000.00	249,065,125.72	215,260.00	23,785,614.98
INDUSTRIAL TECHNOLOGY RESEARCH AND DEVELOPMENT PROGRAM		182,610,000.00	0.00	182,610,000.00	182,610,000.00	0.00	0.00	0.00	182,610,000.00	41,772,564.56	0.00	0.00	0.00	41,772,564.56	19,753,066.79	0.00	0.00	0.00	19,753,066.79	0.00	140,837,435.44	0.00	22,019,497.77
Research and Development of Technologies in Industrial Manufacturing, Mineral Processing and Energy	310100100001000	142,610,000.00	0.00	142,610,000.00	142,610,000.00	0.00	0.00	0.00	142,610,000.00	22,835,752.73	0.00	0.00	0.00	22,835,752.73	19,753,066.79	0.00	0.00	0.00	19,753,066.79	0.00	119,774,247.27	0.00	3,082,885.94
PS		84,918,000.00	0.00	84,918,000.00	84,918,000.00	0.00	0.00	0.00	84,918,000.00	18,510,368.88	0.00	0.00	0.00	18,510,368.88	18,485,899.80	0.00	0.00	0.00	18,485,899.80	0.00	66,407,631.12	0.00	24,469.08
MOOE		57,892,000.00	0.00	57,892,000.00	57,892,000.00	0.00	0.00	0.00	57,892,000.00	4,325,383.85	0.00	0.00	0.00	4,325,383.85	1,267,166.99	0.00	0.00	0.00	1,267,166.99	0.00	53,396,616.15	0.00	3,058,216.86
Project(s)		40,000,000.00	0.00	40,000,000.00	40,000,000.00	0.00	0.00	0.00	40,000,000.00	18,936,811.83	0.00	0.00	0.00	18,936,811.83	0.00	0.00	0.00	0.00	0.00	0.00	21,063,188.17	0.00	18,936,811.83
Locally-Funded Projects		40,000,000.00	0.00	40,000,000.00	40,000,000.00	0.00	0.00	0.00	40,000,000.00	18,936,811.83	0.00	0.00	0.00	18,936,811.83	0.00	0.00	0.00	0.00	0.00	0.00	21,063,188.17	0.00	18,936,811.83
Repair/Renovation and Maintenance of ITDI Buildings and Facilities	310100200001000	40,000,000.00	0.00	40,000,000.00	40,000,000.00	0.00	0.00	0.00	40,000,000.00	18,936,811.83	0.00	0.00	0.00	18,936,811.83	0.00	0.00	0.00	0.00	0.00	0.00	21,063,188.17	0.00	18,936,811.83
CO		40,000,000.00	0.00	40,000,000.00	40,000,000.00	0.00	0.00	0.00	40,000,000.00	18,936,811.83	0.00	0.00	0.00	18,936,811.83	0.00	0.00	0.00	0.00	0.00	0.00	21,063,188.17	0.00	18,936,811.83
INDUSTRIAL TECHNOLOGY TRANSFER PROGRAM		31,930,000.00	0.00	31,930,000.00	31,930,000.00	0.00	0.00	0.00	31,930,000.00	5,454,046.65	0.00	0.00	0.00	5,454,046.65	5,332,830.55	0.00	0.00	0.00	5,332,830.55	0.00	26,475,054.35	3,300.00	117,915.10
Transfer of Technologies in Industrial Manufacturing, Mineral Processing and Energy	310200100001000	2,876,000.00	0.00	2,876,000.00	2,876,000.00	0.00	0.00	0.00	2,876,000.00	141,300.75	0.00	0.00	0.00	141,300.75	141,300.75	0.00	0.00	0.00	141,300.75	0.00	2,734,699.25	0.00	0.00
MOOE		2,876,000.00	0.00	2,876,000.00	2,876,000.00	0.00	0.00	0.00	2,876,000.00	141,300.75	0.00	0.00	0.00	141,300.75	141,300.75	0.00	0.00	0.00	141,300.75	0.00	2,734,699.25	0.00	0.00

Department : Department of Science and Technology (DOST)
 Agency/Entity : Industrial Technology Development Institute
 Operating Unit : < not applicable >
 Organization Code (UACS) : 19 005 0000000
 Fund Cluster : 01 Regular Agency Fund
 (e.g. UACS Fund Cluster: 01-Regular Agency Fund, 02-Foreign Assisted Projects Fund, 03-Special Account-Locally Funded/Domestic Grants Fund, and 04-Special Account-Foreign Assisted/Foreign Grants Fund)

X Current Year Appropriations
 Supplemental Appropriations
 Continuing Appropriations

Particulars	UACS CODE	Appropriations					Allotments		Current Year Obligations					Current Year Disbursements					Balances				
		Authorized Appropriations	Adjustments (Transfer To/From, Modifications/ Augmentations)	Adjusted Appropriations	Allotments Received	Adjustments (Reductions, Modifications/ Augmentations)	Transfer To	Transfer From	Adjusted Total Allotments	1st Quarter Ending March 31	2nd Quarter Ending June 30	3rd Quarter Ending September 30	4th Quarter Ending December 31	TOTAL	1st Quarter Ending March 31	2nd Quarter Ending June 30	3rd Quarter Ending September 30	4th Quarter Ending December 31	TOTAL	Unreleased Appropriations	Unobligated Allotments	Unpaid Obligations (15-20)=(23+24)	Not Yet Due and Demandable
1	2	3	4	5=(3+4)	6	7	8	9	10=(8-1)-(7)+6	11	12	13	14	15=(11+12+13+14)	16	17	18	19	20=(16+17+18+19)	21	22	23	24
Promotion and Marketing of Industrial Technologies and Services	310200100002000	29,054,000.00	0.00	29,054,000.00	29,054,000.00	0.00	0.00	0.00	29,054,000.00	5,312,744.90	0.00	0.00	0.00	5,312,744.90	5,191,529.80	0.00	0.00	0.00	5,191,529.80	0.00	23,741,255.10	3,300.00	117,915.10
PS		25,137,000.00	0.00	25,137,000.00	25,137,000.00	0.00	0.00	0.00	25,137,000.00	5,170,395.00	0.00	0.00	0.00	5,170,395.00	5,170,395.00	0.00	0.00	0.00	5,170,395.00	0.00	19,966,605.00	0.00	0.00
MOOE		3,917,000.00	0.00	3,917,000.00	3,917,000.00	0.00	0.00	0.00	3,917,000.00	142,349.90	0.00	0.00	0.00	142,349.90	21,134.80	0.00	0.00	0.00	21,134.80	0.00	3,774,650.10	3,300.00	117,915.10
INDUSTRIAL TECHNOLOGY TECHNICAL SERVICES PROGRAM		101,997,000.00	0.00	101,997,000.00	98,297,000.00	0.00	0.00	0.00	98,297,000.00	16,545,264.07	0.00	0.00	0.00	16,545,264.07	14,685,101.96	0.00	0.00	0.00	14,685,101.96	3,700,000.00	81,751,735.93	211,960.00	1,648,202.11
Testing and Analysis of Materials/Products, Calibration of Instruments and Apparatus and other Technical Services	310300100001000	101,997,000.00	0.00	101,997,000.00	98,297,000.00	0.00	0.00	0.00	98,297,000.00	16,545,264.07	0.00	0.00	0.00	16,545,264.07	14,685,101.96	0.00	0.00	0.00	14,685,101.96	3,700,000.00	81,751,735.93	211,960.00	1,648,202.11
PS		45,818,000.00	0.00	45,818,000.00	45,818,000.00	0.00	0.00	0.00	45,818,000.00	10,174,289.61	0.00	0.00	0.00	10,174,289.61	10,173,563.31	0.00	0.00	0.00	10,173,563.31	0.00	35,643,710.39	0.00	720.30
MOOE		56,179,000.00	0.00	56,179,000.00	52,479,000.00	0.00	0.00	0.00	52,479,000.00	6,370,974.46	0.00	0.00	0.00	6,370,974.46	4,511,538.65	0.00	0.00	0.00	4,511,538.65	3,700,000.00	46,108,025.54	211,960.00	1,647,475.61
Sub-Total, Operations		316,537,000.00	0.00	316,537,000.00	312,837,000.00	0.00	0.00	0.00	312,837,000.00	63,771,874.28	0.00	0.00	0.00	63,771,874.28	39,770,999.30	0.00	0.00	0.00	39,770,999.30	3,700,000.00	249,065,125.72	215,260.00	23,785,614.98
PS		155,873,000.00	0.00	155,873,000.00	155,873,000.00	0.00	0.00	0.00	155,873,000.00	33,855,053.49	0.00	0.00	0.00	33,855,053.49	33,829,858.11	0.00	0.00	0.00	33,829,858.11	0.00	122,017,846.51	0.00	25,195.38
MOOE		120,664,000.00	0.00	120,664,000.00	116,964,000.00	0.00	0.00	0.00	116,964,000.00	10,980,008.96	0.00	0.00	0.00	10,980,008.96	5,941,141.19	0.00	0.00	0.00	5,941,141.19	3,700,000.00	105,983,991.04	215,260.00	4,823,607.77
FinEx (if Applicable)		0.00	0.00	0.00	0.00	0.00	0.00	0.00	0.00	0.00	0.00	0.00	0.00	0.00	0.00	0.00	0.00	0.00	0.00	0.00	0.00	0.00	0.00
CO		40,000,000.00	0.00	40,000,000.00	40,000,000.00	0.00	0.00	0.00	40,000,000.00	18,936,811.83	0.00	0.00	0.00	18,936,811.83	0.00	0.00	0.00	0.00	0.00	0.00	0.00	0.00	0.00
Sub-Total, I. Agency Specific Budget		430,916,000.00	0.00	430,916,000.00	427,216,000.00	0.00	0.00	0.00	427,216,000.00	91,451,059.85	0.00	0.00	0.00	91,451,059.85	66,025,966.40	0.00	0.00	0.00	66,025,966.40	3,700,000.00	335,764,940.15	444,976.00	24,980,097.45
PS		256,359,000.00	0.00	256,359,000.00	256,359,000.00	0.00	0.00	0.00	256,359,000.00	58,312,219.18	0.00	0.00	0.00	58,312,219.18	58,258,104.78	0.00	0.00	0.00	58,258,104.78	0.00	199,046,780.82	0.00	54,024.40
MOOE		134,557,000.00	0.00	134,557,000.00	130,857,000.00	0.00	0.00	0.00	130,857,000.00	14,202,028.84	0.00	0.00	0.00	14,202,028.84	7,767,791.62	0.00	0.00	0.00	7,767,791.62	3,700,000.00	116,654,971.16	444,976.00	5,989,281.22
FinEx (if Applicable)		0.00	0.00	0.00	0.00	0.00	0.00	0.00	0.00	0.00	0.00	0.00	0.00	0.00	0.00	0.00	0.00	0.00	0.00	0.00	0.00	0.00	0.00
CO		40,000,000.00	0.00	40,000,000.00	40,000,000.00	0.00	0.00	0.00	40,000,000.00	18,936,811.83	0.00	0.00	0.00	18,936,811.83	0.00	0.00	0.00	0.00	0.00	0.00	0.00	0.00	0.00
I. Automatic Appropriations		17,601,000.00	0.00	17,601,000.00	17,601,000.00	0.00	0.00	0.00	17,601,000.00	4,392,296.95	0.00	0.00	0.00	4,392,296.95	4,392,296.95	0.00	0.00	0.00	4,392,296.95	0.00	13,208,703.05	0.00	0.00
Specific Budgets of National Government Agencies		17,601,000.00	0.00	17,601,000.00	17,601,000.00	0.00	0.00	0.00	17,601,000.00	4,392,296.95	0.00	0.00	0.00	4,392,296.95	4,392,296.95	0.00	0.00	0.00	4,392,296.95	0.00	13,208,703.05	0.00	0.00
Retirement and Life Insurance Premiums		17,601,000.00	0.00	17,601,000.00	17,601,000.00	0.00	0.00	0.00	17,601,000.00	4,392,296.95	0.00	0.00	0.00	4,392,296.95	4,392,296.95	0.00	0.00	0.00	4,392,296.95	0.00	13,208,703.05	0.00	0.00
PS		17,601,000.00	0.00	17,601,000.00	17,601,000.00	0.00	0.00	0.00	17,601,000.00	4,392,296.95	0.00	0.00	0.00	4,392,296.95	4,392,296.95	0.00	0.00	0.00	4,392,296.95	0.00	13,208,703.05	0.00	0.00
Sub-Total II. Automatic Appropriations		17,601,000.00	0.00	17,601,000.00	17,601,000.00	0.00	0.00	0.00	17,601,000.00	4,392,296.95	0.00	0.00	0.00	4,392,296.95	4,392,296.95	0.00	0.00	0.00	4,392,296.95	0.00	13,208,703.05	0.00	0.00
PS		17,601,000.00	0.00	17,601,000.00	17,601,000.00	0.00	0.00	0.00	17,601,000.00	4,392,296.95	0.00	0.00	0.00	4,392,296.95	4,392,296.95	0.00	0.00	0.00	4,392,296.95	0.00	13,208,703.05	0.00	0.00
MOOE		0.00	0.00	0.00	0.00	0.00	0.00	0.00	0.00	0.00	0.00	0.00	0.00	0.00	0.00	0.00	0.00	0.00	0.00	0.00	0.00	0.00	0.00
FinEx		0.00	0.00	0.00	0.00	0.00	0.00	0.00	0.00	0.00	0.00	0.00	0.00	0.00	0.00	0.00	0.00	0.00	0.00	0.00	0.00	0.00	0.00
CO		0.00	0.00	0.00	0.00	0.00	0.00	0.00	0.00	0.00	0.00	0.00	0.00	0.00	0.00	0.00	0.00	0.00	0.00	0.00	0.00	0.00	0.00
IV. Reversion of the Unobligated Allotments charged against R.A. Nos. 11455 and 11494		0.00	0.00	0.00	0.00	0.00	0.00	0.00	0.00	0.00	0.00	0.00	0.00	0.00	0.00	0.00	0.00	0.00	0.00	0.00	0.00	0.00	0.00
GRAND TOTAL		448,517,000.00	0.00	448,517,000.00	444,817,000.00	0.00	0.00	0.00	444,817,000.00	95,843,356.80	0.00	0.00	0.00	95,843,356.80	70,418,283.35	0.00	0.00	0.00	70,418,283.35	3,700,000.00	348,973,643.20	444,976.00	24,980,097.45
PS		273,960,000.00	0.00	273,960,000.00	273,960,000.00	0.00	0.00	0.00	273,960,000.00	62,704,516.13	0.00	0.00	0.00	62,704,516.13	62,650,491.73	0.00	0.00	0.00	62,650,491.73	0.00	211,255,483.87	0.00	54,024.40
MOOE		134,557,000.00	0.00	134,557,000.00	130,857,000.00	0.00	0.00	0.00	130,857,000.00	14,202,028.84	0.00	0.00	0.00	14,202,028.84	7,767,791.62	0.00	0.00	0.00	7,767,791.62	3,700,000.00	116,654,971.16	444,976.00	5,989,281.22
CO		40,000,000.00	0.00	40,000,000.00	40,000,000.00	0.00	0.00	0.00	40,000,000.00	18,936,811.83	0.00	0.00	0.00	18,936,811.83	0.00	0.00	0.00	0.00	0.00	0.00	0.00	0.00	0.00
Recapitulation by OO:																							
I. Agency Specific Budget		316,537,000.00	0.00	316,537,000.00	312,837,000.00	0.00	0.00	0.00	312,837,000.00	63,771,874.28	0.00	0.00	0.00	63,771,874.28	39,770,999.30	0.00	0.00	0.00	39,770,999.30	3,700,000.00	249,065,125.72	215,260.00	23,785,614.98
INDUSTRIAL TECHNOLOGY TRANSFER PROGRAM		31,930,000.00	0.00	31,930,000.00	31,930,000.00	0.00	0.00	0.00	31,930,000.00	5,454,045.65	0.00	0.00	0.00	5,454,045.65	5,332,830.55	0.00	0.00	0.00	5,332,830.55	0.00	26,475,854.35	3,300.00	117,915.10

This report was generated using the Unified Reporting System on April 20, 2023 09:19 AM version FAR 1.2.5; Status : SUBMITTED

Department : Department of Science and Technology (DOST)
 Agency/Entity : Industrial Technology Development Institute
 Operating Unit : < not applicable >
 Organization Code (UACS) : 19 005 0000000
 Fund Cluster : 01 Regular Agency Fund
 (e.g. UACS Fund Cluster: 01-Regular Agency Fund, 02-Foreign Assisted Projects Fund, 03-Special Account-Locally Funded/Domestic Grants Fund, and 04-Special Account-Foreign Assisted/Foreign Grants Fund)

X Current Year Appropriations
 Supplemental Appropriations
 Continuing Appropriations

Particulars	UACS CODE	Appropriations		Adjusted Appropriations	Allotments Received	Adjustments (Reductions, Modifications/ Augmentations)	Allotments		Adjusted Total Allotments	Current Year Obligations				TOTAL	Current Year Disbursements				TOTAL	Balances			
		Authorized Appropriations	Adjustments (Transfer To/From, Modification/ Augmentations)				Transfer To	Transfer From		1st Quarter Ending March 31	2nd Quarter Ending June 30	3rd Quarter Ending September 30	4th Quarter Ending December 31		1st Quarter Ending March 31	2nd Quarter Ending June 30	3rd Quarter Ending September 30	4th Quarter Ending December 31		Unreleased Appropriations	Unobligated Allotments	Unpaid Obligations(15-20)=(23+24)	
1	2	3	4	5=(3+4)	6	7	8	9	10=(8+(9)-8+9)	11	12	13	14	15=(11+12+13+14)	16	17	18	19	20=(16+17+18+19)	21	22	23	24
INDUSTRIAL TECHNOLOGY RESEARCH AND DEVELOPMENT PROGRAM		182,610,000.00	0.00	182,610,000.00	182,610,000.00	0.00	0.00	0.00	182,610,000.00	41,772,564.56	0.00	0.00	0.00	41,772,564.56	19,753,066.79	0.00	0.00	0.00	19,753,066.79	0.00	140,837,435.44	0.00	22,019,497.77
INDUSTRIAL TECHNOLOGY TECHNICAL SERVICES PROGRAM		101,997,000.00	0.00	101,997,000.00	98,297,000.00	0.00	0.00	0.00	98,297,000.00	16,545,264.07	0.00	0.00	0.00	16,545,264.07	14,685,101.96	0.00	0.00	0.00	14,685,101.96	3,700,000.00	81,751,735.93	211,980.00	1,648,202.11

Certified Correct
 ERIC M. CHARLON
 Budget Officer
 Date: 2023-04-20 07:58:43

Certified Correct
 PATRICIA ASHLEY M. MENDOZA
 Accountant IV
 Date: 2023-04-20 07:58:43

Recommending Approval
 DR. JANET F. QUIZON
 Chief, FMD
 Date: 2023-04-20 08:03:31

Approved By:
 DR. ANNABELLE V. BRIONES
 Director
 Date: