

STATEMENT OF APPROPRIATIONS, ALLOTMENTS, OBLIGATIONS, DISBURSEMENTS AND BALANCES
As at the Quarter Ending June 30, 2022

Department : Department of Science and Technology (DOST)
 Agency/Entity : Industrial Technology Development Institute
 Operating Unit : < not applicable >
 Organization Code (UACS) : 19 005 000000
 Fund Cluster : 01 Regular Agency Fund
 (e.g. UACS Fund Cluster: 01-Regular Agency Fund, 02-Foreign Assisted Projects Fund, 03-Special Account-Locally Funded/Domestic Grants Fund, and 04-Special Account-Foreign Assisted/Foreign Grants Fund)

X	Current Year Appropriations
	Supplemental Appropriations
	Continuing Appropriations

Particulars	UACS CODE	Appropriations			Allotments			Current Year Obligations					Current Year Disbursements				Balances						
		Authorized Appropriations	Adjustments(Transfer To/From,Modifications/Augmentations)	Adjusted Appropriations	Allotments Received	Adjustments(Reductions,Modifications/Augmentations)	Transfer To	Transfer From	Adjusted Total Allotments	1st Quarter Ending March 31	2nd Quarter Ending June 30	3rd Quarter Ending Sept. 30	4th Quarter Ending Dec. 31	TOTAL	1st Quarter Ending March 31	2nd Quarter Ending June 30	3rd Quarter Ending Sept. 30	4th Quarter Ending Dec. 31	TOTAL	Unreleased Appro	Unobligated Allotments	Unpaid Obligations(15-20)=(23+24)	
		3	4	5=(3+4)	6	7	8	9	10=[(6+(-)-7)-8+9]	11	12	13	14	15=(11+12+13+14)	16	17	18	19	20=(16+17+18+19)	21	22	23	24
I. Agency Specific Budget		397,255,000.00	0.00	397,255,000.00	393,555,000.00	0.00	0.00	0.00	393,555,000.00	101,265,102.86	91,782,497.34	0.00	0.00	193,047,600.20	58,676,186.89	84,707,953.49	0.00	0.00	143,384,140.34	3,700,000.00	200,607,399.80	3,613,719.30	48,849,740.56
General Administration and Support	1000000000000000	107,767,000.00	0.00	107,767,000.00	107,767,000.00	0.00	0.00	0.00	107,767,000.00	26,217,762.86	27,451,995.92	0.00	0.00	53,669,778.78	19,026,691.10	27,906,461.01	0.00	0.00	46,933,152.11	0.00	54,097,221.22	2,337,500.00	4,397,126.67
General Management and Supervision	100000100001000	96,353,000.00	0.00	96,353,000.00	96,353,000.00	0.00	0.00	0.00	96,353,000.00	23,286,696.91	24,796,246.86	0.00	0.00	48,083,243.77	16,691,684.73	24,425,432.37	0.00	0.00	41,417,117.10	0.00	48,267,756.23	2,337,500.00	4,330,626.67
PS		83,669,000.00	0.00	83,669,000.00	83,669,000.00	0.00	0.00	0.00	83,669,000.00	18,394,069.36	21,624,646.87	0.00	0.00	40,008,716.23	15,001,920.32	22,642,667.47	0.00	0.00	37,644,767.79	0.00	43,660,263.77	0.00	2,363,928.44
MOOE		10,284,000.00	0.00	10,284,000.00	10,284,000.00	0.00	0.00	0.00	10,284,000.00	4,902,627.55	848,399.99	0.00	0.00	5,751,327.54	1,869,764.41	1,782,564.60	0.00	0.00	3,772,329.31	0.00	4,532,672.46	12,300.00	1,966,868.23
CO		2,400,000.00	0.00	2,400,000.00	2,400,000.00	0.00	0.00	0.00	2,400,000.00	0.00	2,325,200.00	0.00	0.00	2,325,200.00	0.00	0.00	0.00	0.00	0.00	0.00	74,800.00	2,325,200.00	0.00
Administration of Personnel Benefits	100000100002000	1,153,000.00	0.00	1,153,000.00	1,153,000.00	0.00	0.00	0.00	1,153,000.00	1,153,000.00	0.00	0.00	0.00	1,153,000.00	281,961.67	891,038.33	0.00	0.00	1,153,000.00	0.00	0.00	0.00	0.00
PS		1,153,000.00	0.00	1,153,000.00	1,153,000.00	0.00	0.00	0.00	1,153,000.00	1,153,000.00	0.00	0.00	0.00	1,153,000.00	281,961.67	891,038.33	0.00	0.00	1,153,000.00	0.00	0.00	0.00	0.00
Evaluation, Coordination and Monitoring of Industrial Programs/Projects and Management Information System	100000100003000	10,261,000.00	0.00	10,261,000.00	10,261,000.00	0.00	0.00	0.00	10,261,000.00	1,777,766.95	2,653,749.06	0.00	0.00	4,431,635.01	1,773,044.70	2,591,990.31	0.00	0.00	4,365,035.01	0.00	5,829,464.98	0.00	66,500.00
PS		9,239,000.00	0.00	9,239,000.00	9,239,000.00	0.00	0.00	0.00	9,239,000.00	1,771,611.99	2,233,769.41	0.00	0.00	4,005,381.39	1,771,611.89	2,232,369.41	0.00	0.00	4,003,981.36	0.00	5,233,616.64	0.00	1,400.00
MOOE		1,022,000.00	0.00	1,022,000.00	1,022,000.00	0.00	0.00	0.00	1,022,000.00	6,174.00	419,979.65	0.00	0.00	426,153.65	1,432.75	359,620.90	0.00	0.00	361,053.65	0.00	595,846.33	0.00	65,100.00
Sub-Total, General Administration and Support		107,767,000.00	0.00	107,767,000.00	107,767,000.00	0.00	0.00	0.00	107,767,000.00	26,217,762.86	27,451,995.92	0.00	0.00	53,669,778.78	19,026,691.10	27,906,461.01	0.00	0.00	46,933,152.11	0.00	54,097,221.22	2,337,500.00	4,397,126.67
PS		94,061,000.00	0.00	94,061,000.00	94,061,000.00	0.00	0.00	0.00	94,061,000.00	21,308,681.31	23,958,416.28	0.00	0.00	45,167,097.59	17,035,493.94	25,766,275.21	0.00	0.00	42,801,769.16	0.00	48,893,902.41	0.00	2,365,326.44
MOOE		11,306,000.00	0.00	11,306,000.00	11,306,000.00	0.00	0.00	0.00	11,306,000.00	4,909,101.55	1,268,379.84	0.00	0.00	6,177,481.19	1,891,197.19	2,142,185.80	0.00	0.00	4,133,362.98	0.00	5,128,518.81	12,300.00	2,031,798.23
FinEx (if Applicable)		0.00	0.00	0.00	0.00	0.00	0.00	0.00	0.00	0.00	0.00	0.00	0.00	0.00	0.00	0.00	0.00	0.00	0.00	0.00	0.00	0.00	0.00
CO		2,400,000.00	0.00	2,400,000.00	2,400,000.00	0.00	0.00	0.00	2,400,000.00	0.00	2,325,200.00	0.00	0.00	2,325,200.00	0.00	0.00	0.00	0.00	0.00	0.00	74,800.00	2,325,200.00	0.00
Operations	3000000000000000	289,488,000.00	0.00	289,488,000.00	285,788,000.00	0.00	0.00	0.00	285,788,000.00	75,047,320.00	64,330,501.42	0.00	0.00	139,377,821.42	39,649,495.76	56,799,492.48	0.00	0.00	96,448,988.23	3,700,000.00	146,410,178.56	1,476,219.30	41,452,613.89
OC : Increased benefits to Filipinos from scientific knowledge and technologies for industry productivity and competitiveness		289,488,000.00	0.00	289,488,000.00	285,788,000.00	0.00	0.00	0.00	285,788,000.00	75,047,320.00	64,330,501.42	0.00	0.00	139,377,821.42	39,649,495.76	56,799,492.48	0.00	0.00	96,448,988.23	3,700,000.00	146,410,178.56	1,476,219.30	41,452,613.89
INDUSTRIAL TECHNOLOGY RESEARCH AND DEVELOPMENT PROGRAM		181,938,000.00	0.00	181,938,000.00	181,938,000.00	0.00	0.00	0.00	181,938,000.00	58,726,493.14	37,808,545.65	0.00	0.00	96,335,038.69	24,891,742.13	34,028,414.20	0.00	0.00	58,920,156.33	0.00	85,602,961.31	535,296.30	36,879,626.08
Research and Development of Technologies in Industrial Manufacturing, Mineral Processing and Energy	310100100001000	132,851,000.00	0.00	132,851,000.00	132,851,000.00	0.00	0.00	0.00	132,851,000.00	24,077,360.74	34,856,195.47	0.00	0.00	59,033,576.21	23,200,910.17	29,432,691.63	0.00	0.00	52,833,602.10	0.00	73,617,423.79	535,296.30	5,864,717.81
PS		83,188,000.00	0.00	83,188,000.00	83,188,000.00	0.00	0.00	0.00	83,188,000.00	16,191,652.88	22,615,465.44	0.00	0.00	40,806,988.42	18,166,992.76	22,615,661.87	0.00	0.00	40,782,854.72	0.00	42,382,031.58	0.00	24,113.70
MOOE		49,662,000.00	0.00	49,662,000.00	49,662,000.00	0.00	0.00	0.00	49,662,000.00	5,885,677.76	12,340,730.03	0.00	0.00	18,226,607.79	5,033,917.42	6,816,929.96	0.00	0.00	11,850,747.38	0.00	31,435,392.21	535,296.30	5,840,604.11
Project(s)		49,087,000.00	0.00	49,087,000.00	49,087,000.00	0.00	0.00	0.00	49,087,000.00	34,649,112.40	2,652,350.08	0.00	0.00	37,301,462.48	1,690,831.96	4,595,722.27	0.00	0.00	6,286,554.23	0.00	11,785,537.52	0.00	31,014,908.26
Locally-Funded Project(s)		49,087,000.00	0.00	49,087,000.00	49,087,000.00	0.00	0.00	0.00	49,087,000.00	34,649,112.40	2,652,350.08	0.00	0.00	37,301,462.48	1,690,831.96	4,595,722.27	0.00	0.00	6,286,554.23	0.00	11,785,537.52	0.00	31,014,908.26

This report was generated using the Unified Reporting System on 22/07/2022 14:16 version,FAR1.2.5 ; Status : SUBMITTED

Department : Department of Science and Technology (DOST)
 Agency/Entity : Industrial Technology Development Institute
 Operating Unit : < not applicable >
 Organization Code (UACS) : 19 005 000000
 Fund Cluster : 01 Regular Agency Fund

X	Current Year Appropriations
	Supplemental Appropriations
	Continuing Appropriations

(e.g. UACS Fund Cluster: 01-Regular Agency Fund, 02-Foreign Assisted Projects Fund, 03-Special Account-Locally Funded/Domestic Grants Fund, and 04-Special Account-Foreign Assisted/Foreign Grants Fund)

Particulars	UACS CODE	Appropriations		Allotments			Current Year Obligations					Current Year Disbursements					Balances						
		Authorized Appropriations	Adjustments(Transfer To/From,Modification s/Augmentations)	Adjusted Appropriations	Allotments Received	Adjustments(Reduct ions,Modifications/Au gmentations)	Transfer To	Transfer From	Adjusted Total Allotments	1st Quarter Ending March 31	2nd Quarter Ending June 30	3rd Quarter Ending Sept. 30	4th Quarter Ending Dec. 31	TOTAL	1st Quarter Ending March 31	2nd Quarter Ending June 30	3rd Quarter Ending Sept. 30	4th Quarter Ending Dec. 31	TOTAL	Unreleased Appro	Unobligated Allotments	Unpaid Obligations(15-20)=(23+24)	
		3	4	5=(3+4)	6	7	8	9	10=[(6+)-(7)-8+9]	11	12	13	14	15=(11+12+13+14)	16	17	18	19	20=(16+17+18+19)	21	22	23	24
Repair/Restoration and Maintenance of ITDI Buildings and Facilities	310100200001000	40,000,000.00	0.00	40,000,000.00	40,000,000.00	0.00	0.00	0.00	40,000,000.00	27,478,438.40	1,405,850.44	0.00	0.00	28,884,288.84	0.00	2,434,159.75	0.00	0.00	2,434,159.75	0.00	11,115,711.16	0.00	26,450,129.09
CO		40,000,000.00	0.00	40,000,000.00	40,000,000.00	0.00	0.00	0.00	40,000,000.00	27,478,438.40	1,405,850.44	0.00	0.00	28,884,288.84	0.00	2,434,159.75	0.00	0.00	2,434,159.75	0.00	11,115,711.16	0.00	26,450,129.09
ITDI Information Technology Capability Enhancement and Sustainability	310100200003000	9,087,000.00	0.00	9,087,000.00	9,087,000.00	0.00	0.00	0.00	9,087,000.00	7,170,874.00	1,246,499.84	0.00	0.00	8,417,373.84	1,890,831.96	2,161,562.52	0.00	0.00	3,852,394.48	0.00	669,826.36	0.00	4,524,220.84
MOOE		9,087,000.00	0.00	9,087,000.00	9,087,000.00	0.00	0.00	0.00	9,087,000.00	7,170,874.00	1,246,499.84	0.00	0.00	8,417,373.84	1,890,831.96	2,161,562.52	0.00	0.00	3,852,394.48	0.00	669,826.36	0.00	4,524,220.84
INDUSTRIAL TECHNOLOGY TRANSFER PROGRAM		30,331,000.00	0.00	30,331,000.00	30,331,000.00	0.00	0.00	0.00	30,331,000.00	5,309,468.90	7,055,392.52	0.00	0.00	12,364,861.42	5,301,968.90	6,674,043.62	0.00	0.00	11,976,012.52	0.00	17,966,138.58	4,200.00	384,848.90
Transfer of Technologies in Industrial Manufacturing, Mineral Processing and Energy	310200100001000	2,876,000.00	0.00	2,876,000.00	2,876,000.00	0.00	0.00	0.00	2,876,000.00	27,657.00	44,815.80	0.00	0.00	72,472.80	20,157.00	33,657.20	0.00	0.00	53,714.20	0.00	2,803,527.20	0.00	18,758.60
MOOE		2,876,000.00	0.00	2,876,000.00	2,876,000.00	0.00	0.00	0.00	2,876,000.00	27,657.00	44,815.80	0.00	0.00	72,472.80	20,157.00	33,657.20	0.00	0.00	53,714.20	0.00	2,803,527.20	0.00	18,758.60
Promotion and Marketing of Industrial Technologies and Services	310200100002000	27,455,000.00	0.00	27,455,000.00	27,455,000.00	0.00	0.00	0.00	27,455,000.00	5,281,811.90	7,010,576.72	0.00	0.00	12,292,388.62	5,281,811.00	6,640,486.42	0.00	0.00	11,922,298.32	0.00	15,162,611.38	4,200.00	365,890.30
PS		23,538,000.00	0.00	23,538,000.00	23,538,000.00	0.00	0.00	0.00	23,538,000.00	5,286,930.35	6,612,188.42	0.00	0.00	11,871,118.77	5,258,930.35	6,608,188.42	0.00	0.00	11,867,118.77	0.00	11,666,891.23	0.00	4,000.00
MOOE		3,917,000.00	0.00	3,917,000.00	3,917,000.00	0.00	0.00	0.00	3,917,000.00	22,891.55	398,388.30	0.00	0.00	421,289.85	22,891.55	32,298.00	0.00	0.00	55,179.55	0.00	3,495,730.15	4,200.00	361,890.30
INDUSTRIAL TECHNOLOGY TECHNICAL SERVICES PROGRAM		77,219,000.00	0.00	77,219,000.00	73,519,000.00	0.00	0.00	0.00	73,519,000.00	11,011,357.96	19,666,563.35	0.00	0.00	30,677,921.31	9,455,784.72	16,097,034.66	0.00	0.00	25,552,819.38	3,700,000.00	42,841,078.69	936,763.00	4,188,338.93
Testing and Analysis of Materials/Products, Calibration of Instruments and Apparatus and other Technical Services	310300100001000	77,219,000.00	0.00	77,219,000.00	73,519,000.00	0.00	0.00	0.00	73,519,000.00	11,011,357.96	19,666,563.35	0.00	0.00	30,677,921.31	9,455,784.72	16,097,034.66	0.00	0.00	25,552,819.38	3,700,000.00	42,841,078.69	936,763.00	4,188,338.93
PS		47,327,000.00	0.00	47,327,000.00	47,327,000.00	0.00	0.00	0.00	47,327,000.00	8,942,508.81	12,130,459.61	0.00	0.00	21,072,968.42	8,894,319.83	12,164,001.68	0.00	0.00	21,058,321.41	0.00	28,254,031.78	0.00	14,848.61
MOOE		29,892,000.00	0.00	29,892,000.00	26,192,000.00	0.00	0.00	0.00	26,192,000.00	2,968,849.35	7,536,103.74	0.00	0.00	9,804,953.09	561,464.89	3,933,033.06	0.00	0.00	4,494,487.97	3,700,000.00	16,597,046.91	936,763.00	4,173,692.12
Sub-Total, Operations		289,488,000.00	0.00	289,488,000.00	285,788,000.00	0.00	0.00	0.00	285,788,000.00	75,047,320.00	64,330,501.42	0.00	0.00	139,377,821.42	39,849,495.75	56,799,492.49	0.00	0.00	96,448,988.23	3,700,000.00	146,410,178.58	1,476,219.30	41,452,613.89
PS		154,054,000.00	0.00	154,054,000.00	154,054,000.00	0.00	0.00	0.00	154,054,000.00	32,392,841.84	41,358,113.47	0.00	0.00	73,751,055.41	32,320,242.93	41,388,051.97	0.00	0.00	73,708,294.90	0.00	80,302,844.59	0.00	42,760.51
MOOE		95,434,000.00	0.00	95,434,000.00	91,734,000.00	0.00	0.00	0.00	91,734,000.00	15,175,939.66	21,566,537.61	0.00	0.00	36,742,477.17	7,329,252.82	12,977,280.78	0.00	0.00	20,306,533.59	3,700,000.00	54,991,522.83	1,476,219.30	14,959,724.29
FinEx (if Applicable)		0.00	0.00	0.00	0.00	0.00	0.00	0.00	0.00	0.00	0.00	0.00	0.00	0.00	0.00	0.00	0.00	0.00	0.00	0.00	0.00	0.00	0.00
CO		40,000,000.00	0.00	40,000,000.00	40,000,000.00	0.00	0.00	0.00	40,000,000.00	27,478,438.40	1,405,850.44	0.00	0.00	28,884,288.84	0.00	2,434,159.75	0.00	0.00	2,434,159.75	0.00	11,115,711.16	0.00	26,450,129.09
Sub-Total, I. Agency Specific Budget		397,255,000.00	0.00	397,255,000.00	393,555,000.00	0.00	0.00	0.00	393,555,000.00	101,265,102.66	91,782,497.34	0.00	0.00	193,047,600.20	59,676,186.85	84,707,953.49	0.00	0.00	143,384,140.34	3,700,000.00	200,607,399.80	3,813,719.30	45,849,740.56
PS		248,115,000.00	0.00	248,115,000.00	248,115,000.00	0.00	0.00	0.00	248,115,000.00	53,701,623.25	65,216,529.76	0.00	0.00	118,918,153.00	49,355,736.87	67,154,327.18	0.00	0.00	116,510,064.05	0.00	129,196,847.00	0.00	2,408,088.95
MOOE		109,740,000.00	0.00	109,740,000.00	103,040,000.00	0.00	0.00	0.00	103,040,000.00	20,985,041.21	22,834,917.15	0.00	0.00	42,919,958.36	9,320,448.88	15,119,466.56	0.00	0.00	24,439,916.54	3,700,000.00	60,120,641.64	1,486,519.30	16,991,522.52
FinEx (if Applicable)		0.00	0.00	0.00	0.00	0.00	0.00	0.00	0.00	0.00	0.00	0.00	0.00	0.00	0.00	0.00	0.00	0.00	0.00	0.00	0.00	0.00	0.00
CO		42,400,000.00	0.00	42,400,000.00	42,400,000.00	0.00	0.00	0.00	42,400,000.00	27,478,438.40	3,731,090.44	0.00	0.00	31,209,488.84	0.00	2,434,159.75	0.00	0.00	2,434,159.75	0.00	11,190,511.16	2,325,200.00	26,450,129.09
II. Automatic Appropriations		17,121,000.00	0.00	17,121,000.00	17,121,000.00	0.00	0.00	0.00	17,121,000.00	4,231,697.19	4,245,113.18	0.00	0.00	8,476,810.36	4,231,697.19	2,854,388.78	0.00	0.00	7,086,085.96	0.00	8,644,189.64	0.00	1,390,724.40
Specific Budgets of National Government Agencies		17,121,000.00	0.00	17,121,000.00	17,121,000.00	0.00	0.00	0.00	17,121,000.00	4,231,697.19	4,245,113.18	0.00	0.00	8,476,810.36	4,231,697.19	2,854,388.78	0.00	0.00	7,086,085.96	0.00	8,644,189.64	0.00	1,390,724.40
Retirement and Life Insurance Premiums		17,121,000.00	0.00	17,121,000.00	17,121,000.00	0.00	0.00	0.00	17,121,000.00	4,231,697.19	4,245,113.18	0.00	0.00	8,476,810.36	4,231,697.19	2,854,388.78	0.00	0.00	7,086,085.96	0.00	8,644,189.64	0.00	1,390,724.40
PS		17,121,000.00	0.00	17,121,000.00	17,121,000.00	0.00	0.00	0.00	17,121,000.00	4,231,697.19	4,245,113.18	0.00	0.00	8,476,810.36	4,231,697.19	2,854,388.78	0.00	0.00	7,086,085.96	0.00	8,644,189.64	0.00	1,390,724.40


This report was generated using the Unified Reporting System on 22/07/2022 14:19 version.FAR.1.2.5 ; Status : SUBMITTED


Department : Department of Science and Technology (DOST)
 Agency/Entity : Industrial Technology Development Institute
 Operating Unit : < not applicable >
 Organization Code (UACS) : 19 005 000000
 Fund Cluster : 01 Regular Agency Fund


X	Current Year Appropriations
	Supplemental Appropriations
	Continuing Appropriations


(e.g. UACS Fund Cluster: 01-Regular Agency Fund, 02-Foreign Assisted Projects Fund, 03-Special Account-Locally Funded/Domestic Grants Fund, and 04-Special Account-Foreign Assisted/Foreign Grants Fund)

Particulars	UACS CODE	Appropriations			Allotments			Current Year Obligations					Current Year Disbursements					Balances						
		Authorized Appropriations	Adjustments/Transfer To/From, Modification s(Augmentations)	Adjusted Appropriations	Allotments Received	Adjustments(Reductions, Modifications/Augmentations)	Transfer To	Transfer From	Adjusted Total Allotments	1st Quarter Ending March 31	2nd Quarter Ending June 30	3rd Quarter Ending Sept. 30	4th Quarter Ending Dec. 31	TOTAL	1st Quarter Ending March 31	2nd Quarter Ending June 30	3rd Quarter Ending Sept. 30	4th Quarter Ending Dec. 31	TOTAL	Unreleased Appro	Unobligated Allotments	Unpaid Obligations(15-20)=(23+24)		
		3	4	5=(3+4)	6	7	8	9	10=[(8+(-)7)-8+9]	11	12	13	14	15=(11+12+13+14)	16	17	18	19	20=(16+17+18+19)	21	22	23	24	
Sub-total II, Automatic Appropriations		17,121,000.00	0.00	17,121,000.00	17,121,000.00	0.00	0.00	0.00	17,121,000.00	4,231,697.18	4,245,113.18	0.00	0.00	8,476,810.36	4,231,697.18	2,854,388.78	0.00	0.00	7,086,085.96	0.00	8,644,189.64	0.00	1,380,724.40	
PS		17,121,000.00	0.00	17,121,000.00	17,121,000.00	0.00	0.00	0.00	17,121,000.00	4,231,697.18	4,245,113.18	0.00	0.00	8,476,810.36	4,231,697.18	2,854,388.78	0.00	0.00	7,086,085.96	0.00	8,644,189.64	0.00	1,380,724.40	
MOOE		0.00	0.00	0.00	0.00	0.00	0.00	0.00	0.00	0.00	0.00	0.00	0.00	0.00	0.00	0.00	0.00	0.00	0.00	0.00	0.00	0.00	0.00	
FinEx		0.00	0.00	0.00	0.00	0.00	0.00	0.00	0.00	0.00	0.00	0.00	0.00	0.00	0.00	0.00	0.00	0.00	0.00	0.00	0.00	0.00	0.00	
CO		0.00	0.00	0.00	0.00	0.00	0.00	0.00	0.00	0.00	0.00	0.00	0.00	0.00	0.00	0.00	0.00	0.00	0.00	0.00	0.00	0.00	0.00	
IV, Reversals of the Unobligated Allotments charged against RA Nos. 11489 and 11494		0.00	0.00	0.00	0.00	0.00	0.00	0.00	0.00	0.00	0.00	0.00	0.00	0.00	0.00	0.00	0.00	0.00	0.00	0.00	0.00	0.00	0.00	
GRAND TOTAL		414,376,000.00	0.00	414,376,000.00	410,676,000.00	0.00	0.00	0.00	410,676,000.00	105,496,800.04	96,027,610.52	0.00	0.00	201,524,410.56	62,907,884.03	87,562,342.27	0.00	0.00	150,470,226.30	3,700,000.00	208,151,589.44	3,813,719.30	47,240,464.56	
PS		265,236,000.00	0.00	265,236,000.00	265,236,000.00	0.00	0.00	0.00	265,236,000.00	57,833,320.43	69,461,642.93	0.00	0.00	127,294,963.36	53,587,434.05	70,008,715.86	0.00	0.00	123,596,150.01	0.00	137,841,036.84	0.00	3,798,813.35	
MOOE		106,740,000.00	0.00	106,740,000.00	103,040,000.00	0.00	0.00	0.00	103,040,000.00	20,085,041.21	22,834,917.15	0.00	0.00	42,919,958.36	9,320,449.58	15,119,466.58	0.00	0.00	24,439,916.54	3,700,000.00	60,120,041.64	1,488,519.30	16,991,622.53	
CO		42,400,000.00	0.00	42,400,000.00	42,400,000.00	0.00	0.00	0.00	42,400,000.00	27,478,438.40	3,731,050.44	0.00	0.00	31,209,488.84	0.00	2,434,159.75	0.00	0.00	2,434,159.75	0.00	11,190,511.16	2,325,200.00	26,450,129.09	
Recapitulation by OO:																								
I. Agency Specific Budget		289,488,000.00	0.00	289,488,000.00	285,788,000.00	0.00	0.00	0.00	285,788,000.00	75,047,320.00	64,330,501.42	0.00	0.00	139,377,821.42	39,649,495.75	56,799,492.49	0.00	0.00	96,448,988.23	3,700,000.00	146,410,178.56	1,476,219.30	41,452,613.89	
INDUSTRIAL TECHNOLOGY RESEARCH AND DEVELOPMENT PROGRAM		181,938,000.00	0.00	181,938,000.00	181,938,000.00	0.00	0.00	0.00	181,938,000.00	58,728,493.14	37,608,545.85	0.00	0.00	96,335,038.99	24,891,742.13	34,028,414.20	0.00	0.00	58,920,156.33	0.00	85,602,981.31	535,256.30	36,879,826.06	
INDUSTRIAL TECHNOLOGY TRANSFER PROGRAM		30,331,000.00	0.00	30,331,000.00	30,331,000.00	0.00	0.00	0.00	30,331,000.00	5,309,468.90	7,055,392.62	0.00	0.00	12,364,861.42	5,301,868.80	6,874,043.62	0.00	0.00	11,976,012.52	0.00	17,966,138.56	4,200.00	384,648.90	
INDUSTRIAL TECHNOLOGY TECHNICAL SERVICES PROGRAM		77,219,000.00	0.00	77,219,000.00	73,519,000.00	0.00	0.00	0.00	73,519,000.00	11,011,357.96	19,666,863.35	0.00	0.00	30,677,921.31	9,455,784.72	16,097,034.68	0.00	0.00	25,552,819.38	3,700,000.00	42,841,078.89	936,763.00	4,168,338.93	

Certified Correct:

 ERIC M. CHARLSON
 Budget Officer
 Date: 2022-07-22 13:45:36

Certified Correct:

 PATRICIA ASHLEY M. MENDOZA
 Accountant
 Date: 2022-07-22 13:45:36

Recommending Approval:

 DR. JANET F. QUIZON
 Chief FMD
 Date: 2022-07-22 13:55:12

Approved By:

 DR. ANNABELLE V. BRIONES
 Director
 Date:

STATEMENT OF APPROPRIATIONS, ALLOTMENTS, OBLIGATIONS, DISBURSEMENTS AND BALANCES
As at the Quarter Ending June 30, 2022

Department: Department of Science and Technology (DOST)
 Agency: Industrial Technology Development Institute
 Operating Unit: < not applicable >
 Organization Code (UACS): 19 005 0000000
 Fund Cluster: 01 Regular Agency Fund
 (e.g. UACS Fund Cluster: 01-Regular Agency Fund, 02-Foreign Assisted Projects Fund, 03-Special Account-Locally Funded/Domestic Grants Fund, and 04-Special Account-Foreign Assisted/Foreign Grants Fund)

	Current Year Appropriations
	Supplemental Appropriations
X	Continuing Appropriations


Particulars	UACS CODE	Appropriations			Allotments					Current Year Obligations					Current Year Disbursements					Balances			
		Authorized Appropriations	Adjustments (Transfer To/From, Realignment)	Adjusted Appropriations	Allotments Received	Adjustments (Withdrawal, Realignment)	Transfer To	Transfer From	Adjusted Total Allotments	1st Quarter Ending March 31	2nd Quarter Ending June 30	3rd Quarter Ending Sept. 30	4th Quarter Ending Dec. 31	TOTAL	1st Quarter Ending March 31	2nd Quarter Ending June 30	3rd Quarter Ending Sept. 30	4th Quarter Ending Dec. 31	TOTAL	Unreleased Appro	Unobligated Allotments	Unpaid Obligations	
		3	4	5=(3+4)	6	7	8	9	10=[(6+(-)7)-8+9]	11	12	13	14	15=(11+12+13+14)	16	17	18	19	20=(16+17+18+19)	21=(5-10)	22=(10-15)	23	24
I. Continuing Appropriations		9,134,843.21	0.00	9,134,843.21	9,134,843.21	0.00	0.00	0.00	9,134,843.21	204,688.66	2,201,301.94	0.00	0.00	2,405,990.60	21,447.40	1,167,679.21	0.00	0.00	1,209,126.61	0.00	6,726,852.61	9,600.00	1,167,263.99
I. Agency Specific Budget		9,134,843.21	0.00	9,134,843.21	9,134,843.21	0.00	0.00	0.00	9,134,843.21	204,688.66	2,201,301.94	0.00	0.00	2,405,990.60	21,447.40	1,167,679.21	0.00	0.00	1,209,126.61	0.00	6,726,852.61	9,600.00	1,167,263.99
Operations	3000000000000000	9,134,843.21	0.00	9,134,843.21	9,134,843.21	0.00	0.00	0.00	9,134,843.21	204,688.66	2,201,301.94	0.00	0.00	2,405,990.60	21,447.40	1,167,679.21	0.00	0.00	1,209,126.61	0.00	6,726,852.61	9,600.00	1,167,263.99
CO: Increased benefits to Filipinos from scientific knowledge and technologies for industry productivity and competitiveness		9,134,843.21	0.00	9,134,843.21	9,134,843.21	0.00	0.00	0.00	9,134,843.21	204,688.66	2,201,301.94	0.00	0.00	2,405,990.60	21,447.40	1,167,679.21	0.00	0.00	1,209,126.61	0.00	6,726,852.61	9,600.00	1,167,263.99
INDUSTRIAL TECHNOLOGY RESEARCH AND DEVELOPMENT PROGRAM		3,449,604.74	0.00	3,449,604.74	3,449,604.74	0.00	0.00	0.00	3,449,604.74	204,688.66	868,616.84	0.00	0.00	1,073,305.50	21,447.40	184,494.00	0.00	0.00	205,941.40	0.00	2,376,269.24	0.00	867,354.10
Locally-Funded Project(s)		3,449,604.74	0.00	3,449,604.74	3,449,604.74	0.00	0.00	0.00	3,449,604.74	204,688.66	868,616.84	0.00	0.00	1,073,305.50	21,447.40	184,494.00	0.00	0.00	205,941.40	0.00	2,376,269.24	0.00	867,354.10
Repair/Renovation and Maintenance of ITDI Buildings and Facilities	310100200001000	876,361.59	0.00	876,361.59	876,361.59	0.00	0.00	0.00	876,361.59	183,241.26	0.00	0.00	0.00	183,241.26	0.00	0.00	0.00	0.00	0.00	0.00	693,120.33	0.00	183,241.26
CO		876,361.59	0.00	876,361.59	876,361.59	0.00	0.00	0.00	876,361.59	183,241.26	0.00	0.00	0.00	183,241.26	0.00	0.00	0.00	0.00	0.00	0.00	693,120.33	0.00	183,241.26
ITDI Information Technology Capability Enhancement and Sustainability	310100200003000	2,573,243.15	0.00	2,573,243.15	2,573,243.15	0.00	0.00	0.00	2,573,243.15	21,447.40	868,616.84	0.00	0.00	890,064.24	21,447.40	184,494.00	0.00	0.00	205,941.40	0.00	1,683,178.91	0.00	854,122.84
MOOE		21,448.15	0.00	21,448.15	21,448.15	0.00	0.00	0.00	21,448.15	21,447.40	0.00	0.00	0.00	21,447.40	21,447.40	0.00	0.00	0.00	21,447.40	0.00	0.75	0.00	0.00
CO		2,551,795.00	0.00	2,551,795.00	2,551,795.00	0.00	0.00	0.00	2,551,795.00	0.00	868,616.84	0.00	0.00	868,616.84	0.00	184,494.00	0.00	0.00	184,494.00	0.00	1,683,178.16	0.00	854,122.84
INDUSTRIAL TECHNOLOGY TECHNICAL SERVICES PROGRAM		5,685,238.47	0.00	5,685,238.47	5,685,238.47	0.00	0.00	0.00	5,685,238.47	0.00	1,332,685.10	0.00	0.00	1,332,685.10	0.00	1,003,165.21	0.00	0.00	1,003,165.21	0.00	4,352,553.37	9,600.00	319,899.89
Locally-Funded Project(s)		5,685,238.47	0.00	5,685,238.47	5,685,238.47	0.00	0.00	0.00	5,685,238.47	0.00	1,332,685.10	0.00	0.00	1,332,685.10	0.00	1,003,165.21	0.00	0.00	1,003,165.21	0.00	4,352,553.37	9,600.00	319,899.89
Enhancing the Competence and Capability of the National Metrology Laboratories of the Philippines	310300200001000	5,685,238.47	0.00	5,685,238.47	5,685,238.47	0.00	0.00	0.00	5,685,238.47	0.00	1,332,685.10	0.00	0.00	1,332,685.10	0.00	1,003,165.21	0.00	0.00	1,003,165.21	0.00	4,352,553.37	9,600.00	319,899.89
MOOE		5,418,238.47	0.00	5,418,238.47	5,418,238.47	0.00	0.00	0.00	5,418,238.47	0.00	1,332,685.10	0.00	0.00	1,332,685.10	0.00	1,003,165.21	0.00	0.00	1,003,165.21	0.00	4,085,553.37	9,600.00	319,899.89
CO		267,000.00	0.00	267,000.00	267,000.00	0.00	0.00	0.00	267,000.00	0.00	0.00	0.00	0.00	0.00	0.00	0.00	0.00	0.00	0.00	0.00	267,000.00	0.00	0.00
Sub-Total, Operations		9,134,843.21	0.00	9,134,843.21	9,134,843.21	0.00	0.00	0.00	9,134,843.21	204,688.66	2,201,301.94	0.00	0.00	2,405,990.60	21,447.40	1,167,679.21	0.00	0.00	1,209,126.61	0.00	6,726,852.61	9,600.00	1,167,263.99
PS		0.00	0.00	0.00	0.00	0.00	0.00	0.00	0.00	0.00	0.00	0.00	0.00	0.00	0.00	0.00	0.00	0.00	0.00	0.00	0.00	0.00	0.00
MOOE		5,439,686.62	0.00	5,439,686.62	5,439,686.62	0.00	0.00	0.00	5,439,686.62	21,447.40	1,332,685.10	0.00	0.00	1,354,132.50	21,447.40	1,003,165.21	0.00	0.00	1,024,632.61	0.00	4,085,554.12	9,600.00	319,899.89
FinEx (if Applicable)		0.00	0.00	0.00	0.00	0.00	0.00	0.00	0.00	0.00	0.00	0.00	0.00	0.00	0.00	0.00	0.00	0.00	0.00	0.00	0.00	0.00	0.00
CO		3,695,156.59	0.00	3,695,156.59	3,695,156.59	0.00	0.00	0.00	3,695,156.59	183,241.26	868,616.84	0.00	0.00	1,051,858.10	0.00	184,494.00	0.00	0.00	184,494.00	0.00	2,643,286.46	0.00	867,354.10


Department: Department of Science and Technology (DOST)
 Agency: Industrial Technology Development Institute
 Operating Unit: < not applicable >
 Organization Code (UACS): 19 005 000000
 Fund Cluster: 01 Regular Agency Fund


	Current Year Appropriations
	Supplemental Appropriations
X	Continuing Appropriations


(e.g. UACS Fund Cluster: 01-Regular Agency Fund, 02-Foreign Assisted Projects Fund, 03-Special Account-Locally Funded/Domestic Grants Fund, and 04-Special Account-Foreign Assisted/Foreign Grants Fund)

Particulars	UACS CODE	Appropriations			Allotments					Current Year Obligations					Current Year Disbursements					Balances			
		Authorized Appropriations	Adjustments (Transfer To/From, Realignment)	Adjusted Appropriations	Allotments Received	Adjustments (Withdrawal, Realignment)	Transfer To	Transfer From	Adjusted Total Allotments	1st Quarter Ending March 31	2nd Quarter Ending June 30	3rd Quarter Ending Sept. 30	4th Quarter Ending Dec. 31	TOTAL	1st Quarter Ending March 31	2nd Quarter Ending June 30	3rd Quarter Ending Sept. 30	4th Quarter Ending Dec. 31	TOTAL	Unreleased Appro	Unobligated Allotments	Unpaid Obligations	
																						Due and Demandable	Not Yet Due and Demandable
1	2	3	4	5=(3+4)	6	7	8	9	10=[(9+(-)7)-8+9]	11	12	13	14	15=(11+12+13+14)	16	17	18	19	20=(16+17+18+19)	21=(5-10)	22=(10-15)	23	24
GRAND TOTAL		9,134,843.21	0.00	9,134,843.21	9,134,843.21	0.00	0.00	0.00	9,134,843.21	204,686.66	2,201,301.94	0.00	0.00	2,405,990.60	21,447.40	1,187,679.21	0.00	0.00	1,209,126.61	0.00	6,728,852.61	9,600.00	1,187,263.99
PS		0.00	0.00	0.00	0.00	0.00	0.00	0.00	0.00	0.00	0.00	0.00	0.00	0.00	0.00	0.00	0.00	0.00	0.00	0.00	0.00	0.00	0.00
MOOE		5,439,686.62	0.00	5,439,686.62	5,439,686.62	0.00	0.00	0.00	5,439,686.62	21,447.40	1,332,665.10	0.00	0.00	1,354,132.50	21,447.40	1,003,185.21	0.00	0.00	1,024,632.61	0.00	4,085,554.12	9,600.00	319,899.89
FinEx (if Applicable)		0.00	0.00	0.00	0.00	0.00	0.00	0.00	0.00	0.00	0.00	0.00	0.00	0.00	0.00	0.00	0.00	0.00	0.00	0.00	0.00	0.00	0.00
CO		3,695,156.59	0.00	3,695,156.59	3,695,156.59	0.00	0.00	0.00	3,695,156.59	183,241.26	868,616.84	0.00	0.00	1,051,868.10	0.00	184,494.00	0.00	0.00	184,494.00	0.00	2,643,298.48	0.00	867,364.10

Certified Correct:

 ERIC M. CHARLON
 Budget Officer
 Date: 2022-07-22 13:45:36

Certified Correct:

 PATRICIA ASHLEY M. MENDOZA
 Accountant
 Date: 2022-07-22 13:45:36

Recommending Approval:

 DR. JANET F. GUIZON
 Chief FMD
 Date: 2022-07-22 13:55:12

Approved By:

 DR. ANNABELLE V. BRIONES
 Director
 Date: