

STATEMENT OF APPROPRIATIONS, ALLOTMENTS, OBLIGATIONS, DISBURSEMENTS AND BALANCES
As at the Quarter Ending June 30, 2023

Department : Department of Science and Technology (DOST)
 Agency/Entity : Industrial Technology Development Institute
 Operating Unit : < not applicable >
 Organization Code (UACS) : 19 005 0000000
 Fund Cluster : 01 - Regular Agency Fund

	Current Year Appropriations
	Supplemental Appropriations
X	Continuing Appropriations

(e.g. UACS Fund Cluster: 01-Regular Agency Fund, 02-Foreign Assisted Projects Fund, 03-Special Account-Locally Funded/Domestic Grants Fund, and 04-Special Account-Foreign Assisted/Foreign Grants Fund)

Particulars	UACS CODE	Appropriations			Allotments			Current Year Obligations							Current Year Disbursements				Balances				
		Authorized Appropriations	Adjustments (Transfer To/From, Realignment)	Adjusted Appropriations	Allotments Received	Adjustments (Withdrawal, Realignment)	Transfer To	Transfer From	Adjusted Total Allotments	1st Quarter Ending March 31	2nd Quarter Ending June 30	3rd Quarter Ending September 30	4th Quarter Ending December 31	Total	1st Quarter Ending March 31	2nd Quarter Ending June 30	3rd Quarter Ending September 30	4th Quarter Ending December 31	Total	Unreleased Appropriations	Unobligated Allotments	Unpaid Obligations (15-20)=(23+24)	
		3	4	5=(3+4)	6	7	8	9	10=[(6)+(7)+(8)+(9)]	11	12	13	14	15=(11+12+13+14)	16	17	18	19	20=(16+17+18+19)	21=(5-10)	22=(10-15)	23	24
I. Continuing Appropriations		9,575,082.79	0.00	9,575,082.79	9,575,082.79	0.00	0.00	9,575,082.79	289,594.00	2,071,072.81	0.00	0.00	2,360,666.81	103,067.19	2,160,411.31	0.00	0.00	2,263,478.50	0.00	7,214,415.98	0.00	0.00	97,188.31
I. Agency Specific Budget		9,575,082.79	0.00	9,575,082.79	9,575,082.79	0.00	0.00	9,575,082.79	289,594.00	2,071,072.81	0.00	0.00	2,360,666.81	103,067.19	2,160,411.31	0.00	0.00	2,263,478.50	0.00	7,214,415.98	0.00	0.00	97,188.31
General Administration and Support	1000000000000000	323,023.51	0.00	323,023.51	323,023.51	0.00	0.00	323,023.51	0.00	71,000.00	0.00	0.00	71,000.00	0.00	0.00	0.00	0.00	0.00	0.00	252,023.51	0.00	0.00	71,000.00
General Management and Supervision	100000100001000	168,366.39	0.00	168,366.39	168,366.39	0.00	0.00	168,366.39	0.00	71,000.00	0.00	0.00	71,000.00	0.00	0.00	0.00	0.00	0.00	0.00	97,366.39	0.00	0.00	71,000.00
MOOE		93,566.39	0.00	93,566.39	93,566.39	0.00	0.00	93,566.39	0.00	0.00	0.00	0.00	0.00	0.00	0.00	0.00	0.00	0.00	0.00	0.00	0.00	0.00	0.00
CO		74,800.00	0.00	74,800.00	74,800.00	0.00	0.00	74,800.00	0.00	71,000.00	0.00	0.00	71,000.00	0.00	0.00	0.00	0.00	0.00	0.00	0.00	0.00	0.00	0.00
Evaluation, Coordination and Monitoring of Industrial Programs/Projects and Management Information System	100000100003000	154,657.12	0.00	154,657.12	154,657.12	0.00	0.00	154,657.12	0.00	0.00	0.00	0.00	0.00	0.00	0.00	0.00	0.00	0.00	0.00	0.00	0.00	0.00	0.00
MOOE		154,657.12	0.00	154,657.12	154,657.12	0.00	0.00	154,657.12	0.00	0.00	0.00	0.00	0.00	0.00	0.00	0.00	0.00	0.00	0.00	0.00	0.00	0.00	0.00
Sub-Total, General Administration and Support		323,023.51	0.00	323,023.51	323,023.51	0.00	0.00	323,023.51	0.00	71,000.00	0.00	0.00	71,000.00	0.00	0.00	0.00	0.00	0.00	0.00	252,023.51	0.00	0.00	71,000.00
PS		0.00	0.00	0.00	0.00	0.00	0.00	0.00	0.00	0.00	0.00	0.00	0.00	0.00	0.00	0.00	0.00	0.00	0.00	0.00	0.00	0.00	0.00
MOOE		248,223.51	0.00	248,223.51	248,223.51	0.00	0.00	248,223.51	0.00	0.00	0.00	0.00	0.00	0.00	0.00	0.00	0.00	0.00	0.00	0.00	0.00	0.00	0.00
FinEx (if Applicable)		0.00	0.00	0.00	0.00	0.00	0.00	0.00	0.00	0.00	0.00	0.00	0.00	0.00	0.00	0.00	0.00	0.00	0.00	0.00	0.00	0.00	0.00
CO		74,800.00	0.00	74,800.00	74,800.00	0.00	0.00	74,800.00	0.00	71,000.00	0.00	0.00	71,000.00	0.00	0.00	0.00	0.00	0.00	0.00	0.00	0.00	0.00	0.00
Operations	300000000000000	9,252,059.28	0.00	9,252,059.28	9,252,059.28	0.00	0.00	9,252,059.28	289,594.00	2,000,072.81	0.00	0.00	2,289,666.81	103,067.19	2,160,411.31	0.00	0.00	2,263,478.50	0.00	6,962,392.47	0.00	0.00	26,188.31
OO: Increased benefits to Filipinos from scientific knowledge and technologies for industry productivity and competitiveness		9,252,059.28	0.00	9,252,059.28	9,252,059.28	0.00	0.00	9,252,059.28	289,594.00	2,000,072.81	0.00	0.00	2,289,666.81	103,067.19	2,160,411.31	0.00	0.00	2,263,478.50	0.00	6,962,392.47	0.00	0.00	26,188.31
INDUSTRIAL TECHNOLOGY RESEARCH AND DEVELOPMENT PROGRAM		4,770,744.68	0.00	4,770,744.68	4,770,744.68	0.00	0.00	4,770,744.68	289,594.00	(123,322.02)	0.00	0.00	166,271.98	103,067.19	37,016.48	0.00	0.00	140,083.67	0.00	4,604,472.70	0.00	0.00	26,188.31
Research and Development of Technologies in Industrial Manufacturing, Mineral Processing and Energy	310100100001000	3,126,798.72	0.00	3,126,798.72	3,126,798.72	0.00	0.00	3,126,798.72	2,000.00	0.00	0.00	0.00	2,000.00	0.00	0.00	0.00	0.00	0.00	0.00	3,124,798.72	0.00	0.00	2,000.00
MOOE		3,126,798.72	0.00	3,126,798.72	3,126,798.72	0.00	0.00	3,126,798.72	2,000.00	0.00	0.00	0.00	2,000.00	0.00	0.00	0.00	0.00	0.00	0.00	3,124,798.72	0.00	0.00	2,000.00
Locally-Funded Project(s)		1,643,945.96	0.00	1,643,945.96	1,643,945.96	0.00	0.00	1,643,945.96	287,594.00	(123,322.02)	0.00	0.00	164,271.98	103,067.19	37,016.48	0.00	0.00	140,083.67	0.00	1,479,673.98	0.00	0.00	24,188.31
Repair/Renovation and Maintenance of ITDI Buildings and Facilities	310100200001000	1,475,794.08	0.00	1,475,794.08	1,475,794.08	0.00	0.00	1,475,794.08	180,320.00	(180,320.00)	0.00	0.00	0.00	0.00	0.00	0.00	0.00	0.00	0.00	1,475,794.08	0.00	0.00	0.00
CO		1,475,794.08	0.00	1,475,794.08	1,475,794.08	0.00	0.00	1,475,794.08	180,320.00	(180,320.00)	0.00	0.00	0.00	0.00	0.00	0.00	0.00	0.00	0.00	1,475,794.08	0.00	0.00	0.00
ITDI Information Technology Capability Enhancement and Sustainability	310100200003000	168,151.88	0.00	168,151.88	168,151.88	0.00	0.00	168,151.88	107,274.00	56,997.98	0.00	0.00	164,271.98	103,067.19	37,016.48	0.00	0.00	140,083.67	0.00	3,879.90	0.00	0.00	24,188.31
MOOE		168,151.88	0.00	168,151.88	168,151.88	0.00	0.00	168,151.88	107,274.00	56,997.98	0.00	0.00	164,271.98	103,067.19	37,016.48	0.00	0.00	140,083.67	0.00	3,879.90	0.00	0.00	24,188.31
INDUSTRIAL TECHNOLOGY TRANSFER PROGRAM		1,875,433.91	0.00	1,875,433.91	1,875,433.91	0.00	0.00	1,875,433.91	0.00	0.00	0.00	0.00	0.00	0.00	0.00	0.00	0.00	0.00	0.00	1,875,433.91	0.00	0.00	0.00
Transfer of Technologies in Industrial Manufacturing, Mineral Processing and Energy	310200100001000	822,603.20	0.00	822,603.20	822,603.20	0.00	0.00	822,603.20	0.00	0.00	0.00	0.00	0.00	0.00	0.00	0.00	0.00	0.00	0.00	822,603.20	0.00	0.00	0.00
MOOE		822,603.20	0.00	822,603.20	822,603.20	0.00	0.00	822,603.20	0.00	0.00	0.00	0.00	0.00	0.00	0.00	0.00	0.00	0.00	0.00	822,603.20	0.00	0.00	0.00
Promotion and Marketing of Industrial Technologies and Services	310200100002000	1,052,830.71	0.00	1,052,830.71	1,052,830.71	0.00	0.00	1,052,830.71	0.00	0.00	0.00	0.00	0.00	0.00	0.00	0.00	0.00	0.00	0.00	1,052,830.71	0.00	0.00	0.00


STATEMENT OF APPROPRIATIONS, ALLOTMENTS, OBLIGATIONS, DISBURSEMENTS AND BALANCES
As at the Quarter Ending June 30, 2023


Department : Department of Science and Technology (DOST)
 Agency/Entity : Industrial Technology Development Institute
 Operating Unit : < not applicable >
 Organization Code (UACS) : 19 005 0000000
 Fund Cluster : 01 - Regular Agency Fund


	Current Year Appropriations
	Supplemental Appropriations
X	Continuing Appropriations

(e.g. UACS Fund Cluster: 01-Regular Agency Fund, 02-Foreign Assisted Projects Fund, 03-Special Account-Locally Funded/Domestic Grants Fund, and 04-Special Account-Foreign Assisted/Foreign Grants Fund)

Particulars	UACS CODE	Appropriations			Allotments			Current Year Obligations							Current Year Disbursements					Balances				
		Authorized Appropriations	Adjustments (Transfer To/From, Realignment)	Adjusted Appropriations	Allotments Received	Adjustments (Withdrawal, Realignment)	Transfer To	Transfer From	Adjusted Total Allotments	1st Quarter Ending March 31	2nd Quarter Ending June 30	3rd Quarter Ending September 30	4th Quarter Ending December 31	Total	1st Quarter Ending March 31	2nd Quarter Ending June 30	3rd Quarter Ending September 30	4th Quarter Ending December 31	Total	Unreleased Appropriations	Unobligated Allotments	Unpaid Obligations (1520)=(23+24)		
																						Due and Demandable	Not Yet Due and Demandable	
1	2	3	4	5=(3+4)	6	7	8	9	10=[6+(7)+8+9]	11	12	13	14	15=(11+12+13+14)	16	17	18	19	20=(16+17+18+19)	21=(5-10)	22=(10-15)	23	24	
MOOE		1,052,830.71	0.00	1,052,830.71	1,052,830.71	0.00	0.00	0.00	1,052,830.71	0.00	0.00	0.00	0.00	0.00	0.00	0.00	0.00	0.00	0.00	0.00	0.00	1,052,830.71	0.00	0.00
INDUSTRIAL TECHNOLOGY TECHNICAL SERVICES PROGRAM		2,605,880.69	0.00	2,605,880.69	2,605,880.69	0.00	0.00	0.00	2,605,880.69	0.00	2,123,394.83	0.00	0.00	2,123,394.83	0.00	2,123,394.83	0.00	0.00	2,123,394.83	0.00	482,485.86	0.00	0.00	
Testing and Analysis of Materials/Products, Calibration of Instruments and Apparatus and other Technical Services	310300100001000	2,605,880.69	0.00	2,605,880.69	2,605,880.69	0.00	0.00	0.00	2,605,880.69	0.00	2,123,394.83	0.00	0.00	2,123,394.83	0.00	2,123,394.83	0.00	0.00	2,123,394.83	0.00	482,485.86	0.00	0.00	
MOOE		2,605,880.69	0.00	2,605,880.69	2,605,880.69	0.00	0.00	0.00	2,605,880.69	0.00	2,123,394.83	0.00	0.00	2,123,394.83	0.00	2,123,394.83	0.00	0.00	2,123,394.83	0.00	482,485.86	0.00	0.00	
Sub-Total, Operations		9,252,059.28	0.00	9,252,059.28	9,252,059.28	0.00	0.00	0.00	9,252,059.28	289,594.00	2,000,072.81	0.00	0.00	2,289,666.81	103,067.19	2,180,411.31	0.00	0.00	2,263,478.50	0.00	6,962,362.47	0.00	26,188.31	
PS		0.00	0.00	0.00	0.00	0.00	0.00	0.00	0.00	0.00	0.00	0.00	0.00	0.00	0.00	0.00	0.00	0.00	0.00	0.00	0.00	0.00	0.00	
MOOE		7,776,265.20	0.00	7,776,265.20	7,776,265.20	0.00	0.00	0.00	7,776,265.20	109,274.00	2,180,392.81	0.00	0.00	2,289,666.81	103,067.19	2,180,411.31	0.00	0.00	2,263,478.50	0.00	5,486,598.39	0.00	26,188.31	
FinEx (if Applicable)		0.00	0.00	0.00	0.00	0.00	0.00	0.00	0.00	0.00	0.00	0.00	0.00	0.00	0.00	0.00	0.00	0.00	0.00	0.00	0.00	0.00	0.00	
CO		1,475,794.08	0.00	1,475,794.08	1,475,794.08	0.00	0.00	0.00	1,475,794.08	180,320.00	(180,320.00)	0.00	0.00	0.00	0.00	0.00	0.00	0.00	0.00	0.00	0.00	0.00	0.00	
Sub-Total, Agency Specific Budget		9,575,082.79	0.00	9,575,082.79	9,575,082.79	0.00	0.00	0.00	9,575,082.79	289,594.00	2,071,072.81	0.00	0.00	2,360,666.81	103,067.19	2,180,411.31	0.00	0.00	2,263,478.50	0.00	7,214,415.98	0.00	97,188.31	
PS		0.00	0.00	0.00	0.00	0.00	0.00	0.00	0.00	0.00	0.00	0.00	0.00	0.00	0.00	0.00	0.00	0.00	0.00	0.00	0.00	0.00	0.00	
MOOE		8,024,488.71	0.00	8,024,488.71	8,024,488.71	0.00	0.00	0.00	8,024,488.71	109,274.00	2,180,392.81	0.00	0.00	2,289,666.81	103,067.19	2,180,411.31	0.00	0.00	2,263,478.50	0.00	5,734,821.90	0.00	26,188.31	
FinEx (if Applicable)		0.00	0.00	0.00	0.00	0.00	0.00	0.00	0.00	0.00	0.00	0.00	0.00	0.00	0.00	0.00	0.00	0.00	0.00	0.00	0.00	0.00	0.00	
CO		1,550,594.08	0.00	1,550,594.08	1,550,594.08	0.00	0.00	0.00	1,550,594.08	180,320.00	(109,320.00)	0.00	0.00	0.00	0.00	0.00	0.00	0.00	0.00	0.00	1,479,594.08	0.00	71,000.00	
GRAND TOTAL		9,575,082.79	0.00	9,575,082.79	9,575,082.79	0.00	0.00	0.00	9,575,082.79	289,594.00	2,071,072.81	0.00	0.00	2,360,666.81	103,067.19	2,180,411.31	0.00	0.00	2,263,478.50	0.00	7,214,415.98	0.00	97,188.31	
PS		0.00	0.00	0.00	0.00	0.00	0.00	0.00	0.00	0.00	0.00	0.00	0.00	0.00	0.00	0.00	0.00	0.00	0.00	0.00	0.00	0.00	0.00	
MOOE		8,024,488.71	0.00	8,024,488.71	8,024,488.71	0.00	0.00	0.00	8,024,488.71	109,274.00	2,180,392.81	0.00	0.00	2,289,666.81	103,067.19	2,180,411.31	0.00	0.00	2,263,478.50	0.00	5,734,821.90	0.00	26,188.31	
FinEx (if Applicable)		0.00	0.00	0.00	0.00	0.00	0.00	0.00	0.00	0.00	0.00	0.00	0.00	0.00	0.00	0.00	0.00	0.00	0.00	0.00	0.00	0.00	0.00	
CO		1,550,594.08	0.00	1,550,594.08	1,550,594.08	0.00	0.00	0.00	1,550,594.08	180,320.00	(109,320.00)	0.00	0.00	0.00	0.00	0.00	0.00	0.00	0.00	0.00	1,479,594.08	0.00	71,000.00	

Certified Correct:

 ERIC M. CHARBON
 Budget Officer
 Date: July 18, 2023 09:28 AM

Certified Correct:

 PATRICIA ASHLEY M. MENDOZA
 Accountant IV
 Date: July 18, 2023 09:28 AM

Recommending Approval By:

 DR. JANET F. QUIZON
 Chief, FMD
 Date: July 18, 2023 09:31 AM

Approved By:

 DR. ANNABELLE V. BRIONES
 Director
 Date:

STATEMENT OF APPROPRIATIONS, ALLOTMENTS, OBLIGATIONS, DISBURSEMENTS AND BALANCES
As at the Quarter Ending June 30, 2023

Department : Department of Science and Technology (DOST)
Agency/Entity : Industrial Technology Development Institute
Operating Unit : < not applicable >
Organization Code (IACS) : 19 005 0000000
Fund Cluster : 01 - Regular Agency Fund
(e.g. UACS Fund Cluster: 01-Regular Agency Fund, 02-Foreign Assisted Projects Fund, 03-Special Account-Locally Funded/Domestic Grants Fund, and 04-Special Account-Foreign Assisted/Foreign Grants Fund)

X Current Year Appropriations
Supplemental Appropriations
Continuing Appropriations


Table with 26 columns: Particulars, UACS CODE, Authorized Appropriations, Adjustments (Transfer To/From, Modifications/ Augmentations), Adjusted Appropriations, Allotments Received, Adjustments (Reductions, Modifications/ Augmentations), Transfer To, Transfer From, Adjusted Total Allotments, 1st Quarter Ending March 31, 2nd Quarter Ending June 30, 3rd Quarter Ending September 30, 4th Quarter Ending December 31, Total, 1st Quarter Ending March 31, 2nd Quarter Ending June 30, 3rd Quarter Ending September 30, 4th Quarter Ending December 31, Total, Unreleased Appropriations, Unobligated Allotments, Unpaid Obligations (15-20)=(23+24), Due and Demandable, Not Yet Due and Demandable.


STATEMENT OF APPROPRIATIONS, ALLOTMENTS, OBLIGATIONS, DISBURSEMENTS AND BALANCES
As at the Quarter Ending June 30, 2023


Department : Department of Science and Technology (DOST)
 Agency/Entity : Industrial Technology Development Institute
 Operating Unit : < not applicable >
 Organization Code #IACS) : 19 005 0000000
 Fund Cluster : 01 - Regular Agency Fund
 (e.g. UACS Fund Cluster: 01-Regular Agency Fund, 02-Foreign Assisted Projects Fund, 03-Special Account-Locally Funded/Domestic Grants Fund, and 04-Special Account-Foreign Assisted/Foreign Grants Fund)

X	Current Year Appropriations
	Supplemental Appropriations
	Continuing Appropriations

Particulars	UACS CODE	Appropriations			Allotments			Current Year Obligations					Current Year Disbursements					Balances						
		Authorized Appropriations	Adjustments (Transfer To/From, Modifications/ Augmentations)	Adjusted Appropriations	Allotments Received	Adjustments (Reductions, Modifications/ Augmentation)	Transfer To	Transfer From	Adjusted Total Allotments	1st Quarter Ending March 31	2nd Quarter Ending June 30	3rd Quarter Ending September 30	4th Quarter Ending December 31	Total	1st Quarter Ending March 31	2nd Quarter Ending June 30	3rd Quarter Ending September 30	4th Quarter Ending December	Total	Unreleased Appropriations	Unobligated Allotments	Unpaid Obligations(15-20)=(23+24)		
		3	4	5=(3+4)	6	7	8	9	10=[(6+(-7))-8+9]	11	12	13	14	15=(11+12+13+14)	16	17	18	19	20=(16+17+18+19)	21	22	Due and Demandable	Not Yet Due and Demandable	23
Sub-Total III. Special P/pose Fund		0.00	6,570,344.00	6,570,344.00	0.00	6,570,344.00	0.00	0.00	6,570,344.00	0.00	6,518,447.13	0.00	0.00	6,518,447.13	0.00	6,499,601.56	0.00	0.00	6,499,601.56	0.00	51,896.87	0.00	0.00	18,845.57
PS		0.00	6,570,344.00	6,570,344.00	0.00	6,570,344.00	0.00	0.00	6,570,344.00	0.00	6,518,447.13	0.00	0.00	6,518,447.13	0.00	6,499,601.56	0.00	0.00	6,499,601.56	0.00	51,896.87	0.00	0.00	18,845.57
MOOE		0.00	0.00	0.00	0.00	0.00	0.00	0.00	0.00	0.00	0.00	0.00	0.00	0.00	0.00	0.00	0.00	0.00	0.00	0.00	0.00	0.00	0.00	0.00
FinEx		0.00	0.00	0.00	0.00	0.00	0.00	0.00	0.00	0.00	0.00	0.00	0.00	0.00	0.00	0.00	0.00	0.00	0.00	0.00	0.00	0.00	0.00	0.00
CO		0.00	0.00	0.00	0.00	0.00	0.00	0.00	0.00	0.00	0.00	0.00	0.00	0.00	0.00	0.00	0.00	0.00	0.00	0.00	0.00	0.00	0.00	0.00
IV. Reversion of the Unobligated Allotments charged against R.A. Nos. 114E and 114B4		0.00	0.00	0.00	0.00	0.00	0.00	0.00	0.00	0.00	0.00	0.00	0.00	0.00	0.00	0.00	0.00	0.00	0.00	0.00	0.00	0.00	0.00	0.00
GRAND TOTAL		448,517,000.00	6,570,344.00	455,087,344.00	444,817,000.00	6,570,344.00	0.00	0.00	451,387,344.00	95,843,356.80	121,661,382.83	0.00	0.00	217,504,739.63	70,418,293.35	105,556,737.26	0.00	0.00	175,975,020.61	3,700,000.00	233,882,604.37	808,250.00	40,721,469.02	
PS		273,860,000.00	6,570,344.00	280,430,344.00	273,960,000.00	6,570,344.00	0.00	0.00	280,530,344.00	62,704,516.13	93,125,893.33	0.00	0.00	155,830,399.46	62,650,491.73	86,765,061.27	0.00	0.00	149,415,553.00	0.00	124,699,844.54	0.00	6,414,846.46	
MOOE		134,557,000.00	0.00	134,557,000.00	130,857,000.00	0.00	0.00	130,857,000.00	14,202,028.84	28,535,499.50	0.00	0.00	42,737,528.34	7,767,781.62	16,221,003.49	0.00	0.00	23,988,795.11	3,700,000.00	88,119,471.66	808,250.00	17,940,483.23		
CO		40,000,000.00	0.00	40,000,000.00	40,000,000.00	0.00	0.00	40,000,000.00	18,936,811.83	0.00	0.00	0.00	18,936,811.83	0.00	2,570,672.50	0.00	0.00	2,570,672.50	0.00	21,063,198.17	0.00	16,366,139.33		
Recapitulation by OO:																								
I. Agency Specific Budget		318,537,000.00	5,474,778.00	322,011,778.00	312,837,000.00	5,474,778.00	0.00	0.00	318,311,778.00	63,771,874.28	83,226,057.86	0.00	0.00	146,997,932.14	39,770,999.30	68,530,649.75	0.00	0.00	108,301,649.05	3,700,000.00	171,313,845.86	808,250.00	37,888,033.00	
INDUSTRIAL TECHNOLOGY TRANSFER PROGRAM		31,930,000.00	875,313.00	32,805,313.00	31,930,000.00	875,313.00	0.00	0.00	32,805,313.00	5,454,045.85	10,274,160.64	0.00	0.00	15,728,206.29	5,332,830.55	7,935,025.86	0.00	0.00	13,267,856.41	0.00	17,077,086.71	0.00	2,460,369.88	
INDUSTRIAL TECHNOLOGY RESEARCH AND DEVELOPMENT PROGRAM		182,610,000.00	2,992,801.00	185,602,801.00	182,610,000.00	2,992,801.00	0.00	0.00	185,602,801.00	41,772,564.56	43,530,434.11	0.00	0.00	85,302,998.67	19,753,066.79	34,613,073.79	0.00	0.00	54,366,140.58	0.00	100,299,802.33	0.00	30,936,858.09	
INDUSTRIAL TECHNOLOGY TECHNICAL SERVICES PROGRAM		101,997,000.00	1,606,664.00	103,603,664.00	98,297,000.00	1,606,664.00	0.00	0.00	99,903,664.00	16,545,264.07	29,421,443.11	0.00	0.00	45,966,707.18	14,685,101.96	25,982,550.10	0.00	0.00	40,667,652.06	3,700,000.00	53,936,956.82	808,250.00	4,490,805.12	

Certified Correct:

 ERIC M. CHAVALON
 Budget Officer
 Date: July 18, 2023 09:28 AM

Certified Correct:

 PATRICIA ASHLEY M. MENDOZA
 Accountant IV
 Date: July 14, 2023 09:28 AM

Recommending Approval By:

 DR. JANET GUIZON
 Chief, FMD
 Date: July 18, 2023 09:31 AM

Approved By:

 DR. ANNABELLE V. BRIONES
 Director
 Date: