

QUARTERLY REPORT OF REVENUE AND OTHER RECEIPTS  
As of the Quarter Ending December 31, 2014  
(In Pesos)


Department : DEPARTMENT OF SCIENCE AND TECHNOLOGY  
Agency : INDUSTRIAL TECHNOLOGY DEVELOPMENT INSTITUTE  
Operating Unit :  
Organization Code (UACS) : 19005000000

CLASSIFICATION/SOURCES OF REVENUE AND OTHER RECEIPTS	UACS Code	REVENUE TARGET (Annual)	ACTUAL REVENUE AND OTHER RECEIPTS COLLECTIONS					CUMULATIVE REMITTANCE/DEPOSITS TO DATE			VARIANCE		Remarks
			1st Quarter	2nd Quarter	3rd Quarter	4th Quarter	TOTAL	Remittance to BTr	Deposited with AGDB	TOTAL	Amount	%	
1	2	3	4	5	6	7	8=(4+5+6+7)	9	10	11=(9+10)	12=(8-3)	13=(12/3)	14
<b>A. General Fund (formerly, Fund 101)</b>													
- Non-Tax													
Service Income & Business Income													
Service Income													
Other Service Income	40201990	13,500,000.00	5,791,385.00	4,655,312.00	5,284,680.00	3,897,540.00	19,628,917.00	19,565,472.00	-	19,565,472.00	6,128,917.00	45.40%	P63,445.00 for deposit on the next working day
Clearance and Certification Fees			391,910.00	313,300.00	449,010.00	223,610.00	1,377,830.00	1,336,485.00	-	1,336,485.00			
Test and Analysis			2,100,560.00	1,774,730.00	2,248,650.00	1,595,565.00	7,719,505.00	7,717,415.00	-	7,717,415.00			
Calibration			3,298,915.00	2,567,282.00	2,587,020.00	2,078,365.00	10,531,582.00	10,511,572.00	-	10,511,572.00			
Business Income													
Rent Income	40202050		6,000.00	-	1,000.00	-	7,000.00	7,000.00	-	7,000.00	7,000.00		
Other Business Income	40202990	800,000.00	939,425.47	464,238.35	495,142.64	877,224.66	2,776,031.12	2,776,031.12	-	2,776,031.12	1,976,031.12	247.00%	
Use of Facilities			257,557.49	266,431.05	338,127.90	172,275.63	1,034,392.07	1,034,392.07	-	1,034,392.07			
Miscellaneous Income			681,867.98	197,807.30	157,014.74	704,949.03	1,741,639.05	1,741,639.05	-	1,741,639.05			
<b>Sub-Total</b>		<b>14,300,000.00</b>	<b>6,736,810.47</b>	<b>5,119,550.35</b>	<b>5,780,822.64</b>	<b>4,774,764.66</b>	<b>22,411,948.12</b>	<b>22,348,503.12</b>	<b>-</b>	<b>22,348,503.12</b>	<b>8,111,948.12</b>	<b>56.73%</b>	
<b>B. Special Account in the General Fund (formerly, Fund 161,183,401,151-159)</b>													
<b>C. Off-Budget Accounts (formerly, Fund 161 to 164, etc.)</b>													
<b>D. Custodial Funds (formerly, Fund 101-184,187)</b>													
Technical Services			1,930,300.97	1,546,141.41	2,348,181.96	838,698.50	6,663,322.84	6,663,322.84	-	6,663,322.84			
Grant In Aid													
DOST & Attached Agencies			23,915,383.86	33,457,083.52	3,108,235.07	1,685,400.00	62,166,102.45	62,166,102.45	-	62,166,102.45			
Other Government Agency													
DENR			500,000.00				500,000.00	500,000.00	-	500,000.00			
DOH							12,000,000.00	12,000,000.00	-	12,000,000.00			
Bidder's/Performance Bond			63,000.00	168,000.00	1,781,382.50	36,400.00	2,048,782.50	2,048,782.50	-	2,048,782.50			
<b>Sub-Total</b>			<b>26,408,684.83</b>	<b>35,171,224.93</b>	<b>7,237,799.53</b>	<b>14,560,498.50</b>	<b>83,378,207.79</b>	<b>83,378,207.79</b>	<b>-</b>	<b>83,378,207.79</b>			
<b>Grand Total</b>			<b>33,145,495.30</b>	<b>40,290,775.28</b>	<b>13,018,622.17</b>	<b>19,335,263.16</b>	<b>105,790,155.91</b>	<b>105,726,710.91</b>	<b>-</b>	<b>105,726,710.91</b>			

Certified Correct:

  
SOLEDAD S. REYES  
Accountant IV  
Date:

Approved By:

  
MARIA PATRICIA X. AZANZA, Ph.D.


Director, TDI

Date:

QUARTERLY REPORT OF REVENUE AND OTHER RECEIPTS  
As of the Quarter Ending September 30, 2014  
(In Pesos)

Department : DEPARTMENT OF SCIENCE AND TECHNOLOGY  
Agency : INDUSTRIAL TECHNOLOGY DEVELOPMENT INSTITUTE  
Operating Unit :  
Organization Code (UACS) : 190050000000

CLASSIFICATION/SOURCES OF REVENUE AND OTHER RECEIPTS	UACS Code	REVENUE TARGET (Annual)	ACTUAL REVENUE AND OTHER RECEIPTS COLLECTIONS					CUMULATIVE REMITTANCE/DEPOSITS TO DATE			VARIANCE		Remarks
			1st Quarter	2nd Quarter	3rd Quarter	4th Quarter	TOTAL	Remittance to BTr	Deposited with AGDB	TOTAL	Amount	%	
1	2	3	4	5	6	7	8=(4+5+6+7)	9	10	11=(9+10)	12=(8-3)	13=(12/3)	14
<b>A. General Fund (formerly, Fund 101)</b>													
- Non-Tax													
Service Income & Business Income													
Service Income													
Other Service Income	40201990	13,500,000.00	5,791,385.00	4,655,312.00	5,284,680.00		15,731,377.00	15,550,607.00	-	15,550,607.00	2,231,377.00	16.53%	180,770.00
Clearance and Certification Fees			391,910.00	313,300.00	449,010.00		1,154,220.00	1,151,720.00	-	1,151,720.00			for deposit on
Test and Analysis			2,100,560.00	1,774,730.00	2,248,650.00		6,123,940.00	6,010,850.00	-	6,010,850.00			the next
Calibration			3,298,915.00	2,567,282.00	2,587,020.00		8,453,217.00	8,388,037.00	-	8,388,037.00			working day
Business Income													
Rent Income	40202050		6,000.00	-	1,000.00		7,000.00	7,000.00	-	7,000.00	7,000.00		
Other Business Income	40202990	800,000.00	939,425.47	464,238.35	495,142.64		1,898,806.46	1,898,806.46	-	1,898,806.46	1,098,806.46	137.35%	
Use of Facilities			257,557.49	266,431.05	338,127.90		862,116.44	862,116.44	-	862,116.44			
Miscellaneous Income			681,867.98	197,807.30	157,014.74		1,036,690.02	1,036,690.02	-	1,036,690.02			
<b>Sub-Total</b>		<b>14,300,000.00</b>	<b>6,736,810.47</b>	<b>5,119,550.35</b>	<b>5,780,822.64</b>		<b>17,637,183.46</b>	<b>17,456,413.46</b>	<b>-</b>	<b>17,456,413.46</b>	<b>3,337,183.46</b>	<b>23.34%</b>	
<b>B. Special Account in the General Fund (formerly, Fund 161,183,401,151-159)</b>													
<b>C. Off-Budget Accounts (formerly, Fund 161 to 164, etc.)</b>													
<b>D. Custodial Funds (formerly, Fund 101-184,187)</b>													
Technical Services			1,930,300.97	1,546,141.41	2,348,181.96		5,824,624.34	5,824,624.34	-	5,824,624.34			
Grant In Aid													
DOST & Attached Agencies			23,915,383.86	33,457,083.52	3,108,235.07		60,480,702.45	60,480,702.45	-	60,480,702.45			
Other Government Agency (DENR)			500,000.00				500,000.00	500,000.00	-	500,000.00			
Bidder's/Performance Bond			63,000.00	168,000.00	1,781,382.50		2,012,382.50	2,012,382.50	-	2,012,382.50			
<b>Sub-Total</b>			<b>26,408,684.83</b>	<b>35,171,224.93</b>	<b>7,237,799.53</b>		<b>68,817,709.29</b>	<b>68,817,709.29</b>	<b>-</b>	<b>68,817,709.29</b>			
<b>Grand Total</b>			<b>33,145,495.30</b>	<b>40,290,775.28</b>	<b>13,018,622.17</b>		<b>86,454,892.75</b>	<b>86,274,122.75</b>	<b>-</b>	<b>86,274,122.75</b>			



Certified Correct:

SOLEDAD S. REYES  
Accountant IV  
Date: *cyf*

Approved By:

ROWENA CRISTINA GUEVARA, Ph.D.  
OIC, Office of the Director  
Date: *10/22/14*

**QUARTERLY REPORT OF INCOME**  
For the Quarter Ending June, FY 2014  
(In Pesos)


**FMD Accounting File Copy**

CLASSIFICATION/ SOURCES OF INCOME (1)	ACTUAL INCOME COLLECTIONS FOR THE QUARTER				CUMMULATIVE INCOME COLLECTIONS TO DATE (6)	CUMMULATIVE INCOME DEPOSITED WITH BTR (7)	REMARKS* (8)
	FIRST MONTH APRIL (2)	SECOND MONTH MAY (3)	THIRD MONTH JUNE (4)	TOTAL (5)=(2)+(3)+(4)			
<b>NON-TAX</b>							
Service Income							
Clearance and Certification Fees	122,445.00	92,470.00	98,385.00	313,300.00	705,210.00	701,910.00	3,300.00
Test and Analysis	721,050.00	363,490.00	690,190.00	1,774,730.00	3,875,290.00	3,829,240.00	46,050.00
Calibration	826,070.00	937,987.00	803,225.00	2,567,282.00	5,866,197.00	5,829,147.00	37,050.00
Business Income							
Rent Income	0.00	0.00	0.00	0.00	6,000.00	6,000.00	0.00
Other Service Income							
Use of Facilities	77,000.00	4,500.00	0.00	81,500.00	81,500.00	81,500.00	0.00
Other Income							
Miscellaneous Income	114,376.10	4,100.00	79,331.20	197,807.30	879,675.28	879,675.28	0.00
Other Service Income (RA Books)							
Use of Facilities	55,459.05	72,937.60	56,534.40	184,931.05	442,488.54	442,488.54	0.00
<b>TOTAL</b>	<b>1,916,400.15</b>	<b>1,475,484.60</b>	<b>1,727,665.60</b>	<b>5,119,550.35</b>	<b>11,856,360.82</b>	<b>11,769,960.82</b>	<b>86,400.00</b>


CERTIFIED CORRECT:

  
SOLEDAD S. REYES  
Accountant IV

SUBMITTED BY:

  
DR. NUNA E. ALMANZOR, ASEAN Eng'r  
Director

Note: \*For deposit on the following working day




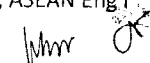
**QUARTERLY REPORT OF INCOME**  
For the Quarter Ending March, FY 2014  
(In Pesos)

CLASSIFICATION/ SOURCES OF INCOME (1)	ACTUAL INCOME COLLECTIONS FOR THE QUARTER				CUMMULATIVE INCOME COLLECTIONS TO DATE (6)	CUMMULATIVE INCOME DEPOSITED WITH BTR (7)	REMARKS* (8)
	FIRST MONTH <b>JANUARY</b> (2)	SECOND MONTH <b>FEBRUARY</b> (3)	THIRD MONTH <b>MARCH</b> (4)	TOTAL (5)=(2)+(3)+(4)			
NON-TAX							
Service Income							
Clearance and Certification Fees	78,145.00	123,270.00	190,495.00	391,910.00	391,910.00	336,275.00	55,635.00
Test and Analysis	637,400.00	360,200.00	836,160.00	1,833,760.00	1,833,760.00	1,763,770.00	69,990.00
Other Service Income (Analysis)	21,800.00	128,400.00	116,600.00	266,800.00	266,800.00	237,200.00	29,600.00
Calibration	1,153,603.00	1,126,797.00	1,018,515.00	3,298,915.00	3,298,915.00	3,234,525.00	64,390.00
Business Income							
Rent Income	0.00	3,000.00	3,000.00	6,000.00	6,000.00	6,000.00	0.00
Other Income							
Miscellaneous Income	674,957.98	6,010.00	900.00	681,867.98	681,867.98	681,867.98	0.00
Other Service Income (RA Books)							
Use of Facilities	53,464.80	116,988.83	87,103.86	257,557.49	257,557.49	257,557.49	0.00
<b>TOTAL</b>	<b>2,619,370.78</b>	<b>1,864,665.83</b>	<b>2,252,773.86</b>	<b>6,736,810.47</b>	<b>6,736,810.47</b>	<b>6,517,195.47</b>	<b>219,615.00</b>

CERTIFIED CORRECT:

  
SOLEDAD S. REYES  
Accountant IV 

SUBMITTED BY:

  
DR. NUNA E. ALMANZOR, ASEAN Eng'r  
Director 

Note: \*For deposit on the following working day

