


MONTHLY REPORT OF DISBURSEMENTS  
For the month of November 2021

Department: Department of Science and Technology (DOST)  
Agency/Entity: Industrial Technology Development Institute  
Operating Unit: < not applicable >  
Organization Code (UAOS): 19 005 0000000  
Fund Cluster: 01 Regular Agency Fund

Particulars	Current Year Budget					Prior Year's Budget											Trust Liabilities					Grand Total					Remarks	
	PS	MOOE	FinEx	CO	TOTAL	Prior Year's Accounts Payable					Current Year's Accounts Payable						SUB-TOTAL	PS	MOOE	CO	TOTAL	PS	MOOE	FinEx	CO	TOTAL		
						7	8	9	10	Sub-Total	12	13	14	15	16	17												19
CASH DISBURSEMENTS	34,082,443.41	4,485,056.69	0.00	479,794.11	39,047,293.21	23,178.66	416,754.71	0.00	3,540,035.24	3,980,008.55	0.00	641,036.76	0.00	0.00	641,036.76	4,621,045.31	43,668,338.52	0.00	0.00	0.00	0.00	34,105,622.01	5,542,887.16	0.00	4,919,829.35	43,668,338.52		
Notice of Cash Allocation (NCA)	34,082,443.41	4,485,056.69	0.00	479,794.11	39,047,293.21	23,178.66	416,754.71	0.00	3,540,035.24	3,980,008.55	0.00	641,036.76	0.00	0.00	641,036.76	4,621,045.31	43,668,338.52	0.00	0.00	0.00	0.00	34,105,622.01	5,542,887.16	0.00	4,919,829.35	43,668,338.52		
MDS Checks Issued	34,082,443.41	4,485,056.69	0.00	479,794.11	39,047,293.21	23,178.66	416,754.71	0.00	3,540,035.24	3,980,008.55	0.00	641,036.76	0.00	0.00	641,036.76	4,621,045.31	43,668,338.52	0.00	0.00	0.00	0.00	34,105,622.01	5,542,887.16	0.00	4,919,829.35	43,668,338.52		
Advice to Debit Account	0.00	0.00	0.00	0.00	0.00	0.00	0.00	0.00	0.00	0.00	0.00	0.00	0.00	0.00	0.00	0.00	0.00	0.00	0.00	0.00	0.00	0.00	0.00	0.00	0.00	0.00	0.00	
Notice of Transfer Allocations (NTA)	0.00	0.00	0.00	0.00	0.00	0.00	0.00	0.00	0.00	0.00	0.00	0.00	0.00	0.00	0.00	0.00	0.00	0.00	0.00	0.00	0.00	0.00	0.00	0.00	0.00	0.00	0.00	
MDS Checks Issued	0.00	0.00	0.00	0.00	0.00	0.00	0.00	0.00	0.00	0.00	0.00	0.00	0.00	0.00	0.00	0.00	0.00	0.00	0.00	0.00	0.00	0.00	0.00	0.00	0.00	0.00	0.00	
Advice to Debit Account	0.00	0.00	0.00	0.00	0.00	0.00	0.00	0.00	0.00	0.00	0.00	0.00	0.00	0.00	0.00	0.00	0.00	0.00	0.00	0.00	0.00	0.00	0.00	0.00	0.00	0.00	0.00	
Working Fund for FAPs	0.00	0.00	0.00	0.00	0.00	0.00	0.00	0.00	0.00	0.00	0.00	0.00	0.00	0.00	0.00	0.00	0.00	0.00	0.00	0.00	0.00	0.00	0.00	0.00	0.00	0.00	0.00	
Cash Disbursement Ceiling (CDC)	0.00	0.00	0.00	0.00	0.00	0.00	0.00	0.00	0.00	0.00	0.00	0.00	0.00	0.00	0.00	0.00	0.00	0.00	0.00	0.00	0.00	0.00	0.00	0.00	0.00	0.00	0.00	
TOTAL CASH DISBURSEMENTS	34,082,443.41	4,485,056.69	0.00	479,794.11	39,047,293.21	23,178.66	416,754.71	0.00	3,540,035.24	3,980,008.55	0.00	641,036.76	0.00	0.00	641,036.76	4,621,045.31	43,668,338.52	0.00	0.00	0.00	0.00	34,105,622.01	5,542,887.16	0.00	4,919,829.35	43,668,338.52		
NON-CASH DISBURSEMENTS	1,221,575.28	169,289.75	0.00	33,788.32	1,364,653.35	0.00	21,884.25	0.00	165,363.77	187,668.02	0.00	38,875.82	0.00	0.00	38,875.82	225,943.84	1,590,597.16	0.00	0.00	0.00	1,221,575.28	169,289.75	0.00	199,172.06	1,590,597.16			
Tax Reimburse Advices Issued (TRA)	1,221,575.28	169,289.75	0.00	33,788.32	1,364,653.35	0.00	21,884.25	0.00	165,363.77	187,668.02	0.00	38,875.82	0.00	0.00	38,875.82	225,943.84	1,590,597.16	0.00	0.00	0.00	1,221,575.28	169,289.75	0.00	199,172.06	1,590,597.16			
Non-Cash Advances Authority (NCAA)	0.00	0.00	0.00	0.00	0.00	0.00	0.00	0.00	0.00	0.00	0.00	0.00	0.00	0.00	0.00	0.00	0.00	0.00	0.00	0.00	0.00	0.00	0.00	0.00	0.00	0.00	0.00	
Disbursements effected through outright deductions from claims (please specify...)	0.00	0.00	0.00	0.00	0.00	0.00	0.00	0.00	0.00	0.00	0.00	0.00	0.00	0.00	0.00	0.00	0.00	0.00	0.00	0.00	0.00	0.00	0.00	0.00	0.00	0.00	0.00	
Overpayment of expense (e.g. personnel benefit)	0.00	0.00	0.00	0.00	0.00	0.00	0.00	0.00	0.00	0.00	0.00	0.00	0.00	0.00	0.00	0.00	0.00	0.00	0.00	0.00	0.00	0.00	0.00	0.00	0.00	0.00	0.00	
Restitution for loss of government property	0.00	0.00	0.00	0.00	0.00	0.00	0.00	0.00	0.00	0.00	0.00	0.00	0.00	0.00	0.00	0.00	0.00	0.00	0.00	0.00	0.00	0.00	0.00	0.00	0.00	0.00	0.00	
Liquidated damages and similar claims	0.00	0.00	0.00	0.00	0.00	0.00	0.00	0.00	0.00	0.00	0.00	0.00	0.00	0.00	0.00	0.00	0.00	0.00	0.00	0.00	0.00	0.00	0.00	0.00	0.00	0.00	0.00	
Others (e.g. TEF, BTR, Docs Stamp, etc.)	0.00	0.00	0.00	0.00	0.00	0.00	0.00	0.00	0.00	0.00	0.00	0.00	0.00	0.00	0.00	0.00	0.00	0.00	0.00	0.00	0.00	0.00	0.00	0.00	0.00	0.00	0.00	
TOTAL NON-CASH DISBURSEMENTS	1,221,575.28	169,289.75	0.00	33,788.32	1,364,653.35	0.00	21,884.25	0.00	165,363.77	187,668.02	0.00	38,875.82	0.00	0.00	38,875.82	225,943.84	1,590,597.16	0.00	0.00	0.00	1,221,575.28	169,289.75	0.00	199,172.06	1,590,597.16			
GRAND TOTAL	35,304,018.69	4,654,346.44	0.00	513,582.43	40,411,865.56	23,178.66	438,638.96	0.00	3,705,419.01	4,167,676.57	0.00	679,912.58	0.00	0.00	679,912.58	4,846,989.15	45,258,935.71	0.00	0.00	0.00	35,327,197.29	5,712,176.91	0.00	5,119,001.41	45,258,935.71			

Particulars	Previous Report		This Month		As at Date	
	(2)	(3)	(4)	(5)	(6)	(7)
Total Disbursement Authorities Received	461,358,837.38	44,842,597.19	506,201,434.57			
NCA	431,845,105.00	43,252,000.00	475,097,105.00			
NTA	0.00	0.00	0.00			
Working Fund	0.00	0.00	0.00			
TRA	29,513,732.38	1,590,597.19	31,104,329.57			
CDC	0.00	0.00	0.00			
NCAA	0.00	0.00	0.00			
Less: Notice of Transfer of Allocations (NTA) issued	0.00	0.00	0.00			
Total Disbursement Authorities Available	461,358,837.38	44,842,597.19	506,201,434.57			
Less:	0.00	0.00	0.00			
Lapsed NCA	2,132,414.53	0.00	2,132,414.53			
Disbursements	446,996,174.92	45,258,935.71	492,255,110.63			
Less: Other Non-Cash Disbursements	0.00	0.00	0.00			
Disbursements effected through outright deductions from claims	0.00	0.00	0.00			
Overpayment of expense (e.g. personnel benefits)	0.00	0.00	0.00			
Restitution for loss of government property	0.00	0.00	0.00			
Liquidated damages and similar claims	0.00	0.00	0.00			
Others (e.g. TEF, BTR, Docs Stamp, etc.)	0.00	0.00	0.00			
ADD: Less: Adjustments (e.g. cancelled/issued checks)	0.00	0.00	0.00			
Balance of Disbursement Authorities as at date	12,230,247.53	(416,338.52)	11,813,909.01			
Total Disbursements Program	501,758,000.00	49,962,000.00	542,720,000.00			
Less: Actual Disbursements	446,996,174.92	45,258,935.71	492,255,110.63			
(Over/Under spending)	54,761,825.08	(4,296,935.71)	50,464,889.37			

Certified Correct:   
SOLEDAD S. REYES  
Accountant IV  
Date: 2021-12-09 15:13:44

Recommending Approval:   
DR. JANET F. OULIZON  
Chief, FMD  
Date:

Approved by:   
DR. ANNABELLE V. BRIONES  
Director IV, ITDI  
Date:

MONTHLY REPORT OF DISBURSEMENTS  
For the month of November 2021


Department: Department of Science and Technology (DOST)  
Agency/Entity: Industrial Technology Development Institute  
Operating Unit: < not applicable >  
Organization Code (UACS): 19 005 0000000  
Fund Cluster: 07 Trust Receipts


Particulars	Current Year Budget					Prior Year's Budget										SUB-TOTAL	Trust Liabilities				Grand Total				Remarks				
	PS	MOOE	FrEx	CO	TOTAL	Prior Year's Accounts Payable					Current Year's Accounts Payable						PS	MOOE	CO	TOTAL	PS	MOOE	FrEx	CO		TOTAL			
	1	2	3	4	5	6=(2+3+4+5)	7	8	9	10	11=(7+8+9+10)	12	13	14	15		16=(12+13+14+15)	17=(11+16)	18=(17)	19	20	21	22=(19+20+21)	23		24	25	26	27=(23+24+25+26)
CASH DISBURSEMENTS	5,530,534.25	3,609,338.49	0.00	2,762,789.82	11,902,662.56	0.00	0.00	0.00	0.00	0.00	0.00	0.00	0.00	0.00	0.00	0.00	0.00	11,902,662.56	0.00	0.00	0.00	0.00	5,530,534.25	3,609,338.49	0.00	2,762,789.82	11,902,662.56		
Notice of Cash Allocation (NCA)	5,530,534.25	3,609,338.49	0.00	2,762,789.82	11,902,662.56	0.00	0.00	0.00	0.00	0.00	0.00	0.00	0.00	0.00	0.00	0.00	0.00	11,902,662.56	0.00	0.00	0.00	0.00	5,530,534.25	3,609,338.49	0.00	2,762,789.82	11,902,662.56		
MDS Checks Issued	5,530,534.25	3,609,338.49	0.00	2,762,789.82	11,902,662.56	0.00	0.00	0.00	0.00	0.00	0.00	0.00	0.00	0.00	0.00	0.00	0.00	11,902,662.56	0.00	0.00	0.00	0.00	5,530,534.25	3,609,338.49	0.00	2,762,789.82	11,902,662.56		
Advice to Debit Account	0.00	0.00	0.00	0.00	0.00	0.00	0.00	0.00	0.00	0.00	0.00	0.00	0.00	0.00	0.00	0.00	0.00	0.00	0.00	0.00	0.00	0.00	0.00	0.00	0.00	0.00	0.00	0.00	
Notice of Transfer Allocations (NTA)	0.00	0.00	0.00	0.00	0.00	0.00	0.00	0.00	0.00	0.00	0.00	0.00	0.00	0.00	0.00	0.00	0.00	0.00	0.00	0.00	0.00	0.00	0.00	0.00	0.00	0.00	0.00	0.00	
MDS Checks Issued	0.00	0.00	0.00	0.00	0.00	0.00	0.00	0.00	0.00	0.00	0.00	0.00	0.00	0.00	0.00	0.00	0.00	0.00	0.00	0.00	0.00	0.00	0.00	0.00	0.00	0.00	0.00	0.00	
Advice to Debit Account	0.00	0.00	0.00	0.00	0.00	0.00	0.00	0.00	0.00	0.00	0.00	0.00	0.00	0.00	0.00	0.00	0.00	0.00	0.00	0.00	0.00	0.00	0.00	0.00	0.00	0.00	0.00	0.00	
Working Fund for FAPs	0.00	0.00	0.00	0.00	0.00	0.00	0.00	0.00	0.00	0.00	0.00	0.00	0.00	0.00	0.00	0.00	0.00	0.00	0.00	0.00	0.00	0.00	0.00	0.00	0.00	0.00	0.00	0.00	
Cash Disbursement Ceiling (CDC)	0.00	0.00	0.00	0.00	0.00	0.00	0.00	0.00	0.00	0.00	0.00	0.00	0.00	0.00	0.00	0.00	0.00	0.00	0.00	0.00	0.00	0.00	0.00	0.00	0.00	0.00	0.00	0.00	
TOTAL CASH DISBURSEMENTS	5,530,534.25	3,609,338.49	0.00	2,762,789.82	11,902,662.56	0.00	0.00	0.00	0.00	0.00	0.00	0.00	0.00	0.00	0.00	0.00	0.00	11,902,662.56	0.00	0.00	0.00	0.00	5,530,534.25	3,609,338.49	0.00	2,762,789.82	11,902,662.56		
NON-CASH DISBURSEMENTS	0.00	0.00	0.00	0.00	0.00	0.00	0.00	0.00	0.00	0.00	0.00	0.00	0.00	0.00	0.00	0.00	0.00	0.00	0.00	0.00	0.00	0.00	0.00	0.00	0.00	0.00	0.00	0.00	
Tax Refund/Advance Interest (TRA)	0.00	0.00	0.00	0.00	0.00	0.00	0.00	0.00	0.00	0.00	0.00	0.00	0.00	0.00	0.00	0.00	0.00	0.00	0.00	0.00	0.00	0.00	0.00	0.00	0.00	0.00	0.00	0.00	
Non-Cash Equipment Authority (NCEA)	0.00	0.00	0.00	0.00	0.00	0.00	0.00	0.00	0.00	0.00	0.00	0.00	0.00	0.00	0.00	0.00	0.00	0.00	0.00	0.00	0.00	0.00	0.00	0.00	0.00	0.00	0.00	0.00	
Disbursements effected through outright deductions from claims (please specify...)	0.00	0.00	0.00	0.00	0.00	0.00	0.00	0.00	0.00	0.00	0.00	0.00	0.00	0.00	0.00	0.00	0.00	0.00	0.00	0.00	0.00	0.00	0.00	0.00	0.00	0.00	0.00	0.00	
Overpayment of expenses (e.g. personnel benefits)	0.00	0.00	0.00	0.00	0.00	0.00	0.00	0.00	0.00	0.00	0.00	0.00	0.00	0.00	0.00	0.00	0.00	0.00	0.00	0.00	0.00	0.00	0.00	0.00	0.00	0.00	0.00	0.00	
Restitution for loss of government property	0.00	0.00	0.00	0.00	0.00	0.00	0.00	0.00	0.00	0.00	0.00	0.00	0.00	0.00	0.00	0.00	0.00	0.00	0.00	0.00	0.00	0.00	0.00	0.00	0.00	0.00	0.00	0.00	
Liquidated damages and similar claims	0.00	0.00	0.00	0.00	0.00	0.00	0.00	0.00	0.00	0.00	0.00	0.00	0.00	0.00	0.00	0.00	0.00	0.00	0.00	0.00	0.00	0.00	0.00	0.00	0.00	0.00	0.00	0.00	
Others (TFF, BTV, Docs Stamp, etc.)	0.00	0.00	0.00	0.00	0.00	0.00	0.00	0.00	0.00	0.00	0.00	0.00	0.00	0.00	0.00	0.00	0.00	0.00	0.00	0.00	0.00	0.00	0.00	0.00	0.00	0.00	0.00	0.00	
TOTAL NON-CASH DISBURSEMENTS	0.00	0.00	0.00	0.00	0.00	0.00	0.00	0.00	0.00	0.00	0.00	0.00	0.00	0.00	0.00	0.00	0.00	0.00	0.00	0.00	0.00	0.00	0.00	0.00	0.00	0.00	0.00	0.00	
GRAND TOTAL	5,530,534.25	3,609,338.49	0.00	2,762,789.82	11,902,662.56	0.00	0.00	0.00	0.00	0.00	0.00	0.00	0.00	0.00	0.00	0.00	0.00	11,902,662.56	0.00	0.00	0.00	0.00	5,530,534.25	3,609,338.49	0.00	2,762,789.82	11,902,662.56		

Particulars	Previous Report	This Month	As at Date
(1)	(2)	(3)	(4)
Total Disbursement Authorities Received	642,814,342.00	22,544,102.00	665,358,444.00
NCA	642,814,342.00	22,544,102.00	665,358,444.00
NTA	0.00	0.00	0.00
Working Fund	0.00	0.00	0.00
TRA	0.00	0.00	0.00
CDC	0.00	0.00	0.00
NCAA	0.00	0.00	0.00
Less: Notice of Transfer of Allocations (NTA) Issued	0.00	0.00	0.00
Total Disbursement Authorities Available	642,814,342.00	22,544,102.00	665,358,444.00
Less:	0.00	0.00	0.00
Lapsed NCA	0.00	0.00	0.00
Disbursements	212,120,842.28	11,902,662.56	224,023,504.84
Less: Other Non-Cash Disbursements	0.00	0.00	0.00
Disbursements effected through outright deductions from claims	0.00	0.00	0.00
Overpayment of expenses (e.g. personnel benefits)	0.00	0.00	0.00
Restitution for loss of government property	0.00	0.00	0.00
Liquidated damages and similar claims	0.00	0.00	0.00
Others (e.g. TFF, BTV, Docs Stamp, etc.)	0.00	0.00	0.00
Add: Less: Adjustments (e.g. cancelled/stated checks)	0.00	0.00	0.00
Balance of Disbursement Authorities as at date	430,693,499.72	10,641,439.44	441,334,939.16
Total Disbursements Program	0.00	0.00	0.00
Less: Actual Disbursements	0.00	0.00	0.00
(Over)/Under spending	0.00	0.00	0.00

Notes: \* The use of NTA is discouraged  
Notes: \*\* Amounts should tally with the grand total disbursement (column 27).

Certified Correct:   
SOLEDAD S. REYES  
Accountant IV  
Date: 2021-12-09 15:13:44

Recommending Approval:   
DR. JANET F. QUIZON  
Chief, FMD  
Date:

Approved:   
DR. ANABELLE V. BRIONES  
Director IV, ITDI  
Date: