





STATEMENT OF APPROPRIATIONS, ALLOTMENTS, OBLIGATIONS DISBURSEMENTS AND BALANCES
As of the Quarter September 30, 2020

Department: Science and Technology
Agency: Industrial Technology Development Institute
Operating Unit:
Org. Code: 190050000000

	Current Year Appropriations
	Supplemental Appropriations
X	Continuing Appropriations

Particulars	UACS CODE	Appropriations			Allotments					Current Year Obligations				
		Authorize Appropriation	Adjustments (Trasnfer (To)(From, Realignment)	Adjusted Appropriations	Allotments Received	Adjustments (Withdrawal, Realignment)	Transfer To	Transfer From	Adjusted Total Allotments	1st Quarter Ending March 31	2nd Quarter Ending June 30	3rd Quarter Ending Sept. 30	4th Quarter Ending Dec. 31	Total
1	2	3	4	5=3+4	6	7	8	9	10=[(6+(-)7)-8+9]	11	12	13	14	15=[11+12+13+14]
SUMMARY														
A. AGENCY SPECIFIC BUDGET		42,535,214.36	(4,788,911.00)	39,046,303.36	43,835,214.36	(4,788,911.00)	-	-	39,046,303.36	12,866,412.29	609,674.65	2,816,206.52	-	16,292,293.46
Personnel Services		3,745,405.75	-	3,745,405.75	3,745,405.75	-	-	-	3,745,405.75	1,086,164.17	-	-	-	1,086,164.17
Salaries and Wages														
Regular	5010101001	495,270.25	-	495,270.25	495,270.25	-	-	-	495,270.25	-	-	-	-	-
Cashual/Contractual														
Other Compensation														
PERA - Civilian	5010201001	363.64	-	363.64	363.64	-	-	-	363.64	-	-	-	-	-
Representation Allowance (RA)	5010202000	25,000.00	-	25,000.00	25,000.00	-	-	-	25,000.00	-	-	-	-	-
Transportation Allowance (TA)	5010203001	-	-	-	-	-	-	-	-	-	-	-	-	-
Clothing/Uniform Allowance	5010204001	7,639.92	-	7,639.92	7,639.92	-	-	-	7,639.92	-	-	-	-	-
SA - Magna Carta for Science and Tech	5010205002	1,012,346.89	(500,000.00)	512,346.89	1,012,346.89	(500,000.00)	-	-	512,346.89	10,125.00	-	-	-	10,125.00
LA - Magna Carta for Science and Tech	5010206003	1,113,737.97	(300,000.00)	813,737.97	1,113,737.97	(300,000.00)	-	-	813,737.97	1,829.52	-	-	-	1,829.52
HP - Hazard Pay	5010211004	-	500,000.00	500,000.00	-	500,000.00	-	-	500,000.00	43,126.18	-	-	-	43,126.18
LP - Longevity Pay	5010212003	-	-	-	-	-	-	-	-	-	-	-	-	-
Overtime Pay	5010213001	-	-	-	-	-	-	-	-	-	-	-	-	-
Productivity Incentive Allowance - Civilian	5010208001	-	-	-	-	-	-	-	-	-	-	-	-	-
Mid-year Bonus	5010299036	43,731.15	-	43,731.15	43,731.15	-	-	-	43,731.15	-	-	-	-	-
Year-end Bonus - Civilian	5010214001	33,193.00	-	33,193.00	33,193.00	-	-	-	33,193.00	-	-	-	-	-
Cash Gift - Civilian	5010215001	-	-	-	-	-	-	-	-	-	-	-	-	-
Pag-IBIG - Civilian	5010302001	1,900.00	-	1,900.00	1,900.00	-	-	-	1,900.00	-	-	-	-	-
Collective Negotiation Agreement Inc	5010299011	-	-	-	-	-	-	-	-	-	-	-	-	-
Terminal Leave Benefits	5010403001	1,011,320.42	-	1,011,320.42	1,011,320.42	-	-	-	1,011,320.42	1,006,083.47	-	-	-	1,006,083.47
Philhealth - Civilian	5010303001	-	-	-	-	-	-	-	-	-	-	-	-	-
ECIP - Civilian	5010304001	902.51	-	902.51	902.51	-	-	-	902.51	-	-	-	-	-
Other Personnel Benefits	5010499099	-	300,000.00	300,000.00	-	300,000.00	-	-	300,000.00	25,000.00	-	-	-	25,000.00
Maintenance and Other Operating Expenses		22,155,307.55	(3,488,911.00)	18,666,396.55	22,155,307.55	(3,488,911.00)	-	-	18,666,396.55	10,496,249.12	683,774.65	299,201.44	-	11,479,225.21
Travelling Expenses														
Local	5020101000	0.40	650,000.00	650,000.40	0.40	650,000.00	-	-	650,000.40	299,562.96	369,000.00	190,553.44	-	859,116.40
Foreign	5020102000	-	(500,000.00)	(500,000.00)	-	(500,000.00)	-	-	(500,000.00)	-	-	-	-	-
Training Expenses	5020201000	1,127,445.24	(1,549,911.00)	(422,465.76)	1,127,445.24	(1,549,911.00)	-	-	(422,465.76)	-	-	-	-	-
Supplies and Materials Expenses														
Office Supplies Expenses	5020301000	864,798.42	(241,281.22)	623,517.20	864,798.42	(241,281.22)	-	-	623,517.20	36,970.00	19,556.00	-	-	56,526.00
Accountable Forms Expenses	5020302000	-	-	-	-	-	-	-	-	-	-	-	-	-
Drug and Medicine Expenses	5020307000	-	-	-	-	-	-	-	-	-	-	-	-	-
Medical, Dental & Laboratory Supplies	5020308000	87,848.56	(231,359.25)	(143,510.69)	87,848.56	(231,359.25)	-	-	(143,510.69)	10,000.00	-	-	-	10,000.00
Fuel, Oil and Lubricants Expenses	5020309000	40,000.00	-	40,000.00	40,000.00	-	-	-	40,000.00	10,000.00	-	-	-	10,000.00
Agricultural Supplies	5020310000	-	-	-	-	-	-	-	-	-	-	-	-	-
Textbooks & Instructional Materials	5020311001	296,204.00	-	296,204.00	296,204.00	-	-	-	296,204.00	-	-	-	-	-
Other Supplies and Materials Expenses	5020399000	2,043,643.60	(863,000.00)	1,180,643.60	2,043,643.60	(863,000.00)	-	-	1,180,643.60	-	-	59,198.00	-	59,198.00
Utility Expenses														
Water	5020401000	120,000.00	-	120,000.00	120,000.00	-	-	-	120,000.00	-	-	-	-	-
Electricity	5020402000	-	-	-	-	-	-	-	-	-	-	-	-	-

Particulars	UACS CODE	Appropriations			Allotments					Current Year Obligations				
		Authorize Appropriation	Adjustments (To)(From, Realignment)	Adjusted Appropriations	Allotments Received	Adjustments (Withdrawal, Realignment)	Transfer To	Transfer From	Adjusted Total Allotments	1st Quarter Ending March 31	2nd Quarter Ending June 30	3rd Quarter Ending Sept. 30	4th Quarter Ending Dec. 31	Total
1	2	3	4	5=3+4	6	7	8	9	10=[(6+(-)7)-8+9]	11	12	13	14	15=(11+12+13+14)
Communication Expenses														
Postage and Courier	5020501000	1,417.44	3,000.00	4,417.44	1,417.44	3,000.00	-	-	4,417.44	3,000.00	-	18,700.00	-	21,700.00
Telephone (Mobile)	5020502001	266,390.46	3,425.90	269,816.36	266,390.46	3,425.90	-	-	269,816.36	5,425.90	3,000.00	-	-	8,425.90
Telephone (Landline)	5020502002	5,000.00	-	5,000.00	5,000.00	-	-	-	5,000.00	-	-	-	-	-
Internet Subscription	5020503000	-	-	-	-	-	-	-	-	-	-	-	-	-
Extraordinary and Miscellaneous Expens	5021003000	48,947.85	-	48,947.85	48,947.85	-	-	-	48,947.85	1,800.00	-	-	-	1,800.00
Professional Services														
Legal Services	5021101000	-	-	-	-	-	-	-	-	-	-	-	-	-
Auditing Services	5021102000	-	-	-	-	-	-	-	-	-	-	-	-	-
Consultancy Services	5021103000	-	-	-	-	-	-	-	-	-	-	-	-	-
Other Professional Services	5021199000	9,819,620.38	(6,904,909.55)	2,914,710.83	9,819,620.38	(6,904,909.55)	-	-	2,914,710.83	423,720.14	292,218.65	30,750.00	-	746,688.79
General Services														
Janitorial Services	5021202000	-	-	-	-	-	-	-	-	-	-	-	-	-
Security Services	5021203000	-	-	-	-	-	-	-	-	-	-	-	-	-
Repair and Maintenance														
Buildings and Other Structures	5021304001	2,659,646.00	6,404,909.55	9,064,555.55	2,659,646.00	6,404,909.55	-	-	9,064,555.55	9,555,555.55	-	-	-	9,555,555.55
Technical and Scientific Equipment	5021305014	1,111,892.51	(150,000.00)	961,892.51	1,111,892.51	(150,000.00)	-	-	961,892.51	-	-	-	-	-
IT Equipment	5021305003	-	-	-	-	-	-	-	-	-	-	-	-	-
Transportation Equipment	5021306001	-	-	-	-	-	-	-	-	-	-	-	-	-
Office Equipment, Furnitures and Fix	5021305002	-	-	-	-	-	-	-	-	-	-	-	-	-
Other Property, Plant & Equipment	5021305099	-	-	-	-	-	-	-	-	-	-	-	-	-
Financial Assitance/Subsidy														
Subsidy - Others (Donations)	5029908000	-	-	-	-	-	-	-	-	-	-	-	-	-
Taxes, Insurance Premium and Other Fees														
Taxes, Duties & Licenses	5021501001	-	48,855.32	48,855.32	-	48,855.32	-	-	48,855.32	48,855.32	-	-	-	48,855.32
Fidelity Bond Premiums	5021502000	-	-	-	-	-	-	-	-	-	-	-	-	-
Insurance Expenses	5021503000	-	-	-	-	-	-	-	-	-	-	-	-	-
Other Maintanance & Operating Expenses														
Advertising Expenses	5029901000	-	-	-	-	-	-	-	-	-	-	-	-	-
Printing & Publication Expenses	5029902000	88,692.00	-	88,692.00	88,692.00	-	-	-	88,692.00	-	-	-	-	-
Representation Expenses	5029903000	821,439.85	(220,000.00)	601,439.85	821,439.85	(220,000.00)	-	-	601,439.85	25,000.00	-	-	-	25,000.00
Transportation & Delivery Expenses	5029904000	-	61,359.25	61,359.25	-	61,359.25	-	-	61,359.25	61,359.25	-	-	-	61,359.25
Rent/Motor Vehicles	5029905003	50,000.00	-	50,000.00	50,000.00	-	-	-	50,000.00	15,000.00	-	-	-	15,000.00
Rent/Lease Expenses - Equipment	5029905004	120,000.00	-	120,000.00	120,000.00	-	-	-	120,000.00	-	-	-	-	-
Membership Dues & Contributions t	5029906000	2,282,410.84	-	2,282,410.84	2,282,410.84	-	-	-	2,282,410.84	-	-	-	-	-
Subscription Expenses	5029907000	299,910.00	-	299,910.00	299,910.00	-	-	-	299,910.00	-	-	-	-	-
Other Maintenance and Operating E	5029999000	-	-	-	-	-	-	-	-	-	-	-	-	-
Capital Outlay		16,634,501.06	(1,300,000.00)	16,634,501.06	17,934,501.06	(1,300,000.00)	-	-	16,634,501.06	1,283,999.00	(74,100.00)	2,517,005.08	-	3,726,904.08
Motor Vehicle	5060406001	-	(1,300,000.00)	-	1,300,000.00	(1,300,000.00)	-	-	-	-	-	-	-	-
Buildings	5060404001	272,764.32	-	272,764.32	272,764.32	-	-	-	272,764.32	22,000.00	-	193,893.08	-	215,893.08
Communication Services	5060403006	-	-	-	-	-	-	-	-	-	-	-	-	-
IT Equipment and Software	5060405003	-	-	-	-	-	-	-	-	-	-	-	-	-
Computer Software	5060602000	-	-	-	-	-	-	-	-	-	-	-	-	-
Office Equipment	5060405002	-	-	-	-	-	-	-	-	-	-	-	-	-
Technical and Scientific Equipment	5060405014	9,981,004.99	-	9,981,004.99	9,981,004.99	-	-	-	9,981,004.99	199,999.00	-	-	-	199,999.00
Other Machineries and Equipment	5060405099	6,380,731.75	-	6,380,731.75	6,380,731.75	-	-	-	6,380,731.75	1,062,000.00	(74,100.00)	2,323,112.00	-	3,311,012.00

Particulars	UACS CODE	Appropriations			Allotments					Current Year Obligations				
		Authorize Appropriation	Adjustments (Trasnfer (To)(From, Realignment)	Adjusted Appropriations	Allotments Received	Adjustments (Withdrawal, Realignment)	Transfer To	Transfer From	Adjusted Total Allotments	1st Quarter Ending March 31	2nd Quarter Ending June 30	3rd Quarter Ending Sept. 30	4th Quarter Ending Dec. 31	Total
1	2	3	4	5=3+4	6	7	8	9	10=[(6+(-)7)-8+9]	11	12	13	14	15=(11+12+13+14)
B. AUTOMATIC APPROPRIATIONS														
PS-RLIP	5010301000	-	-	-	-	-	-	-	-	-	-	-	-	-
Customs Duties and Taxes														
Taxes, Duties and Licenses	5021501001	-	-	-	-	-	-	-	-	-	-	-	-	-
C. SPECIAL PURPOSE FUNDS														
Miscellaneous Personnel Benefits Fund (MPBF)		-	-	-	-	-	-	-	-	-	-	-	-	-
Basic Salary	5010101001	-	-	-	-	-	-	-	-	-	-	-	-	-
Bonus	5010214001	-	-	-	-	-	-	-	-	-	-	-	-	-
Performance Based Bonus-Civilian	5010499099	-	-	-	-	-	-	-	-	-	-	-	-	-
Mid-year Bonus	5010299036	-	-	-	-	-	-	-	-	-	-	-	-	-
Philhealth	5010303001	-	-	-	-	-	-	-	-	-	-	-	-	-
Other Personnel Benefits	5010499099	-	-	-	-	-	-	-	-	-	-	-	-	-
Pension and Gratuity Fund (PGF)		-	-	-	-	-	-	-	-	-	-	-	-	-
Terminal Leave Benefits	5010403001	-	-	-	-	-	-	-	-	-	-	-	-	-
Monetization of Leave Credits	5010499099	-	-	-	-	-	-	-	-	-	-	-	-	-
GRAND TOTAL		42,535,214.36	(4,788,911.00)	39,046,303.36	43,835,214.36	(4,788,911.00)	-	-	39,046,303.36	12,866,412.29	609,674.65	2,816,206.52	-	16,292,293.46
PS		3,745,405.75	-	3,745,405.75	3,745,405.75	-	-	-	3,745,405.75	1,086,164.17	-	-	-	1,086,164.17
MOOE		22,155,307.55	(3,488,911.00)	18,666,396.55	22,155,307.55	(3,488,911.00)	-	-	18,666,396.55	10,496,249.12	683,774.65	299,201.44	-	11,479,225.21
CO		16,634,501.06	(1,300,000.00)	16,634,501.06	17,934,501.06	(1,300,000.00)	-	-	16,634,501.06	1,283,999.00	(74,100.00)	2,517,005.08	-	3,726,904.08
Certified Correct:		Certified Correct:		Recommending Approval:		Approved by:								
 ERIC M. CHARLTON AO V Date:		 SOLEDAD S. REYES Accountant IV Date:		 DR. JANEY F. QUIZON Chief, FMD Date:		 DR. ANABELLE V. BRIONES Office of the Director Date:								





STATEMENT OF APPROPRIATIONS, ALLOTMENTS, OBLIGATIONS DISBURSEMENTS AND BALANCES
As of the Quarter September 30, 2020

Department: Science and Technology
Agency: Industrial Technology Development Institute
Operating Unit:
Org. Code: 190050000000

	Current Year Appropriations
	Supplemental Appropriations
X	Continuing Appropriations

Particulars	UACS CODE	Current Year Disbursements					Balances			
		1st Quarter Ending March 31	2nd Quarter Ending June 30	3rd Quarter Ending Sept. 30	4th Quarter Ending Dec. 31	Total	Unreleased Appropriations	Unobligated Allotment	Unpaid Obligations	
		16	17	18	19	20=(16+17+18+19)	21=(5-10)	22=(10-15)	Due and Demandable	Not Yet Due and Demandable
1	2	16	17	18	19	20=(16+17+18+19)	21=(5-10)	22=(10-15)	23	24
SUMMARY										
A. AGENCY SPECIFIC BUDGET		1,810,048.21	751,249.36	1,958,401.77	-	4,519,699.34	-	22,754,009.90	43,970.00	11,728,624.12
Personnel Services		1,075,769.78	10,394.39	-	-	1,086,164.17	-	2,659,241.58	-	-
Salaries and Wages										
Regular	5010101001	-	-	-	-	-	-	495,270.25	-	-
Cashual/Contractual								-		
Other Compensation										
PERA - Civilian	5010201001	-	-	-	-	-	-	363.64	-	-
Representation Allowance (RA)	5010202000	-	-	-	-	-	-	25,000.00	-	-
Transportation Allowance (TA)	5010203001	-	-	-	-	-	-	-	-	-
Clothing/Uniform Allowance	5010204001	-	-	-	-	-	-	7,639.92	-	-
SA - Magna Carta for Science and Tech	5010205002	10,125.00	-	-	-	10,125.00	-	502,221.89	-	-
LA - Magna Carta for Science and Tech	5010206003	1,829.52	-	-	-	1,829.52	-	811,908.45	-	-
HP - Hazard Pay	5010211004	32,731.79	10,394.39	-	-	43,126.18	-	456,873.82	-	-
LP - Longevity Pay	5010212003	-	-	-	-	-	-	-	-	-
Overtime Pay	5010213001	-	-	-	-	-	-	-	-	-
Productivity Incentive Allowance - Civilian	5010208001	-	-	-	-	-	-	-	-	-
Mid-year Bonus	5010299036	-	-	-	-	-	-	43,731.15	-	-
Year-end Bonus - Civilian	5010214001	-	-	-	-	-	-	33,193.00	-	-
Cash Gift - Civilian	5010215001	-	-	-	-	-	-	-	-	-
Pag-IBIG - Civilian	5010302001	-	-	-	-	-	-	1,900.00	-	-
Collective Negotiation Agreement Inc	5010299011	-	-	-	-	-	-	-	-	-
Terminal Leave Benefits	5010403001	1,006,083.47	-	-	-	1,006,083.47	-	5,236.95	-	-
Philhealth - Civilian	5010303001	-	-	-	-	-	-	-	-	-
ECIP - Civilian	5010304001	-	-	-	-	-	-	902.51	-	-
Other Personnel Benefits	5010499099	25,000.00	-	-	-	25,000.00	-	275,000.00	-	-
Maintenance and Other Operating Expenses		734,278.43	740,854.97	1,758,402.77	-	3,233,536.17	-	7,187,171.34	21,970.00	8,223,719.04
Travelling Expenses										
Local	5020101000	299,562.96	369,000.00	190,553.44		859,116.40	-	(209,116.00)	-	0.00
Foreign	5020102000					-	-	(500,000.00)	-	-
Training Expenses	5020201000					-	-	(422,465.76)	-	-
Supplies and Materials Expenses										
Office Supplies Expenses	5020301000	15,000.00				15,000.00	-	566,991.20	21,970.00	19,556.00
Accountable Forms Expenses	5020302000					-	-	-	-	-
Drug and Medicine Expenses	5020307000					-	-	-	-	-
Medical, Dental & Laboratory Supplies	5020308000	10,000.00				10,000.00	-	(153,510.69)	-	-
Fuel, Oil and Lubricants Expenses	5020309000	10,000.00				10,000.00	-	30,000.00	-	-
Agricultural Supplies	5020310000					-	-	-	-	-
Textbooks & Instructional Materials	5020311001					-	-	296,204.00	-	-
Other Supplies and Materials Expenses	5020399000			59,198.00		59,198.00	-	1,121,445.60	-	-
Utility Expenses										
Water	5020401000					-	-	120,000.00	-	-
Electricity	5020402000					-	-	-	-	-

Particulars	UACS CODE	Current Year Disbursements					Balances			
		1st Quarter Ending March 31	2nd Quarter Ending June 30	3rd Quarter Ending Sept. 30	4th Quarter Ending Dec. 31	Total	Unreleased Appropriations	Unobligated Allotment	Unpaid Obligations	
									Due and Demandable	Not Yet Due and Demandable
1	2	16	17	18	19	20=(16+17+18+19)	21=(5-10)	22=(10-15)	23	24
Communication Expenses						-				
Postage and Courier	5020501000	3,000.00		18,700.00		21,700.00	-	(17,282.56)	-	-
Telephone (Mobile)	5020502001	5,425.90	3,000.00			8,425.90	-	261,390.46	-	-
Telephone (Landline)	5020502002					-	-	5,000.00	-	-
Internet Subscription	5020503000					-	-	-	-	-
Extraordinary and Miscellaneous Expens	5021003000	1,800.00				1,800.00	-	47,147.85	-	-
Professional Services						-	-	-	-	-
Legal Services	5021101000					-	-	-	-	-
Auditing Services	5021102000					-	-	-	-	-
Consultancy Services	5021103000					-	-	-	-	-
Other Professional Services	5021199000	288,130.32	319,999.65	56,618.00		664,747.97	-	2,168,022.04		81,940.82
General Services						-	-	-	-	-
Janitorial Services	5021202000					-	-	-	-	-
Security Services	5021203000					-	-	-	-	-
Repair and Maintenance						-	-	-	-	-
Buildings and Other Structures	5021304001			1,433,333.33		1,433,333.33	-	(491,000.00)		8,122,222.22
Technical and Scientific Equipment	5021305014					-	-	961,892.51		-
IT Equipment	5021305003					-	-	-	-	-
Transportation Equipment	5021306001					-	-	-	-	-
Office Equipment, Furnitures and Fi	5021305002					-	-	-	-	-
Other Property, Plant & Equipment	5021305099					-	-	-	-	-
Financial Assitance/Subsidy						-	-	-	-	-
Subsidy - Others (Donations)	5029908000					-	-	-	-	-
Taxes, Insurance Premium and Other Fees						-	-	-	-	-
Taxes, Duties & Licenses	5021501001		48,855.32			48,855.32	-	-	-	-
Fidelity Bond Premiums	5021502000					-	-	-	-	-
Insurance Expenses	5021503000					-	-	-	-	-
Other Maintenance & Operating Expenses						-	-	-	-	-
Advertising Expenses	5029901000					-	-	-	-	-
Printing & Publication Expenses	5029902000					-	-	88,692.00	-	-
Representation Expenses	5029903000	25,000.00				25,000.00	-	576,439.85	-	-
Transportation & Delivery Expenses	5029904000	61,359.25				61,359.25	-	-	-	-
Rent/Motor Vehicles	5029905003	15,000.00				15,000.00	-	35,000.00	-	-
Rent/Lease Expenses - Equipment	5029905004					-	-	120,000.00	-	-
Membership Dues & Contributions t	5029906000					-	-	2,282,410.84	-	-
Subscription Expenses	5029907000					-	-	299,910.00	-	-
Other Maintenance and Operating E	5029999000					-	-	-	-	-
Capital Outlay		-	-	199,999.00	-	199,999.00	-	12,907,596.98	22,000.00	3,504,905.08
Motor Vehicle	5060406001	-	-	-	-	-	-	-	-	-
Buildings	5060404001	-	-	-	-	-	-	56,871.24	22,000.00	193,893.08
Communication Services	5060403006	-	-	-	-	-	-	-	-	-
IT Equipment and Software	5060405003	-	-	-	-	-	-	-	-	-
Computer Software	5060602000	-	-	-	-	-	-	-	-	-
Office Equipment	5060405002	-	-	-	-	-	-	-	-	-
Technical and Scientific Equipment	5060405014	-	-	199,999.00	-	199,999.00	-	9,781,005.99	-	-
Other Machineries and Equipment	5060405099	-	-	-	-	-	-	3,069,719.75	-	3,311,012.00
						-	-	-		

Particulars	UACS CODE	Current Year Disbursements					Balances			
		1st Quarter Ending March 31	2nd Quarter Ending June 30	3rd Quarter Ending Sept. 30	4th Quarter Ending Dec. 31	Total	Unreleased Appropriations	Unobligated Allotment	Unpaid Obligations	
									Due and Demandable	Not Yet Due and Demandable
1	2	16	17	18	19	20=(16+17+18+19)	21=(5-10)	22=(10-15)	23	24
B. AUTOMATIC APPROPRIATIONS		-	-	-	-	-	-	-	-	-
PS-RLIP	5010301000	-	-	-	-	-	-	-	-	-
Customs Duties and Taxes		-	-	-	-	-	-	-	-	-
Taxes, Duties and Licenses	5021501001	-	-	-	-	-	-	-	-	-
C. SPECIAL PURPOSE FUNDS		-	-	-	-	-	-	-	-	-
Miscellaneous Personnel Benefits Fund (MPBF)		-	-	-	-	-	-	-	-	-
Basic Salary	5010101001	-	-	-	-	-	-	-	-	-
Bonus	5010214001	-	-	-	-	-	-	-	-	-
Performance Based Bonus-Civilian	5010499099	-	-	-	-	-	-	-	-	-
Mid-year Bonus	5010299036	-	-	-	-	-	-	-	-	-
Philhealth	5010303001	-	-	-	-	-	-	-	-	-
Other Personnel Benefits	5010499099	-	-	-	-	-	-	-	-	-
Pension and Gratuity Fund (PGF)		-	-	-	-	-	-	-	-	-
Terminal Leave Benefits	5010403001	-	-	-	-	-	-	-	-	-
Monetization of Leave Credits	5010499099	-	-	-	-	-	-	-	-	-
GRAND TOTAL		1,810,048.21	751,249.36	1,958,401.77	-	4,519,699.34	-	22,754,009.90	43,970.00	11,728,624.12
PS		1,075,769.78	10,394.39	-	-	1,086,164.17	-	2,659,241.58	-	-
MOOE		734,278.43	740,854.97	1,758,402.77	-	3,233,536.17	-	7,187,171.34	21,970.00	8,223,719.04
CO		-	-	199,999.00	-	199,999.00	-	12,907,596.98	22,000.00	3,504,905.08
Certified Correct:  ERIC M. CHARLTON AO V Date:		Certified Correct:  SOLEDAD S. REYES Accountant IV Date:		Recommending Approval:  DR. JANET F. QUIZON Chief, FMD Date:		Approved by:  DR. ANABELLE V. BRIONES Office of the Director Date:				