

STATEMENT OF APPROPRIATIONS, ALLOTMENTS, OBLIGATIONS DISBURSEMENTS AND BALANCES  
As of the Quarter Ending December 31, 2024

Department: Science and Technology  
Agency: Industrial Technology Development Institute  
Operating Unit:  
Org. Code: 19005000000

X	Current Year Appropriations
	Supplemental Appropriations
	Continuing Appropriations

Particulars	UACS CODE	Appropriations			Allotments					Current Year Obligations				Total
		Authorize Appropriation	Adjustments (Trasfer (To)(From, Realignment)	Adjusted Appropriations	Allotments Received	Adjustments (Withdrawal, Realignment)	Transfer To	Transfer From	Adjusted Total Allotments	1st Quarter Ending March 31	2nd Quarter Ending June 30	3rd Quarter Ending Sept. 30	4th Quarter Ending Dec. 31	
1	2	3	4	5=3+4	6	7	8	9	10={(6+(-)7)-8+9}	11	12	13	14	15={(11+12+13+14)}
<b>SUMMARY</b>														
<b>A. AGENCY SPECIFIC BUDGET</b>		<b>461,685,000.00</b>	<b>-</b>	<b>461,685,000.00</b>	<b>461,685,000.00</b>	<b>-</b>	<b>-</b>	<b>-</b>	<b>461,685,000.00</b>	<b>128,576,151.80</b>	<b>100,621,353.33</b>	<b>82,104,324.96</b>	<b>144,044,244.01</b>	<b>455,346,074.10</b>
<b>Personnel Services</b>		<b>272,910,000.00</b>	<b>9,330,000.00</b>	<b>282,240,000.00</b>	<b>272,910,000.00</b>	<b>9,330,000.00</b>	<b>-</b>	<b>-</b>	<b>282,240,000.00</b>	<b>76,294,033.07</b>	<b>69,379,481.88</b>	<b>52,914,732.73</b>	<b>81,898,321.67</b>	<b>280,486,569.35</b>
Salaries and Wages														
Regular	5010101001	144,269,000.00	(5,563,500.00)	138,705,500.00	144,269,000.00	(5,563,500.00)	-	-	138,705,500.00	47,005,471.16	34,787,852.84	31,353,130.34	25,494,070.09	138,640,524.43
Cashual/Contractual	5010102000	16,557,000.00	(5,667,000.00)	10,890,000.00	16,557,000.00	(5,667,000.00)	-	-	10,890,000.00	3,098,148.27	3,135,591.64	2,708,742.28	1,838,667.71	10,781,149.90
Other Compensation														
PERA - Civilian	5010201001	7,272,000.00	480,000.00	7,752,000.00	7,272,000.00	480,000.00	-	-	7,752,000.00	2,583,005.57	1,873,432.45	1,926,863.90	1,362,619.00	7,745,920.92
Representation Allowance (RA)	5010202000	642,000.00	765,000.00	1,407,000.00	642,000.00	765,000.00	-	-	1,407,000.00	617,250.00	240,375.00	250,250.00	282,000.00	1,389,875.00
Transportation Allowance (TA)	5010203001	642,000.00	546,000.00	1,188,000.00	642,000.00	546,000.00	-	-	1,188,000.00	514,249.99	175,863.64	184,659.09	227,318.20	1,102,090.92
Clothing/Uniform Allowance	5010204001	1,818,000.00	361,000.00	2,179,000.00	1,818,000.00	361,000.00	-	-	2,179,000.00	1,862,000.00	-	245,000.00	70,000.00	2,177,000.00
SA - Magna Carta for Science and Technology	5010205002	12,237,000.00	(2,894,000.00)	9,343,000.00	12,237,000.00	(2,894,000.00)	-	-	9,343,000.00	3,102,328.95	2,300,929.25	2,291,912.50	1,538,831.25	9,234,001.95
LA - Magna Carta for Science and Technology	5010206003	1,854,000.00	(16,000.00)	1,838,000.00	1,854,000.00	(16,000.00)	-	-	1,838,000.00	535,602.93	398,079.43	417,237.20	304,858.91	1,655,778.47
HP - Hazard Pay	5010211004	38,787,000.00	(4,338,000.00)	34,449,000.00	38,787,000.00	(4,338,000.00)	-	-	34,449,000.00	9,602,379.41	8,908,571.40	8,235,012.17	7,533,759.85	34,279,722.83
LP - Longevity Pay	5010212003	11,651,000.00	(1,102,000.00)	10,549,000.00	11,651,000.00	(1,102,000.00)	-	-	10,549,000.00	3,338,305.66	2,478,689.08	2,496,684.70	1,743,877.42	10,057,556.86
Overtime Pay	5010213001	-	206,000.00	206,000.00	-	206,000.00	-	-	206,000.00	46,671.55	77,981.97	60,604.42	19,766.29	205,024.23
Productivity Enhancement Incentive	5010299012	1,515,000.00	104,000.00	1,619,000.00	1,515,000.00	104,000.00	-	-	1,619,000.00	-	-	-	1,617,000.00	1,617,000.00
Mid-year Bonus	5010299036	12,021,000.00	597,000.00	12,618,000.00	12,021,000.00	597,000.00	-	-	12,618,000.00	-	11,748,783.00	600,509.00	-	12,349,292.00
Year-end Bonus - Civilian	5010214001	12,021,000.00	1,182,000.00	13,203,000.00	12,021,000.00	1,182,000.00	-	-	13,203,000.00	14,798.70	-	-	13,174,245.54	13,189,044.24
Cash Gift - Civilian	5010215001	1,515,000.00	126,500.00	1,641,500.00	1,515,000.00	126,500.00	-	-	1,641,500.00	4,000.00	-	-	1,629,500.00	1,633,500.00
Pag-IBIG - Civilian	5010302001	365,000.00	400,000.00	765,000.00	365,000.00	400,000.00	-	-	765,000.00	161,642.88	185,564.32	193,800.00	195,200.00	736,207.20
Collective Negotiation Agreement Incentive	5010299011	-	9,330,000.00	9,330,000.00	-	9,330,000.00	-	-	9,330,000.00	-	-	-	9,330,000.00	9,330,000.00
Terminal Leave Benefits	5010403001	5,940,000.00	879,000.00	6,819,000.00	5,940,000.00	879,000.00	-	-	6,819,000.00	2,768,048.71	2,052,442.94	823,020.88	1,174,086.42	6,817,598.95
Philhealth - Civilian	5010303001	3,199,000.00	658,000.00	3,857,000.00	3,199,000.00	658,000.00	-	-	3,857,000.00	922,829.29	897,324.92	920,106.25	1,078,642.71	3,818,903.17
ECIP - Civilian	5010304001	365,000.00	59,000.00	424,000.00	365,000.00	59,000.00	-	-	424,000.00	97,300.00	93,000.00	97,200.00	97,000.00	384,500.00
Loyalty Award Civilian	5010499015	240,000.00	100,000.00	340,000.00	240,000.00	100,000.00	-	-	340,000.00	10,000.00	25,000.00	110,000.00	85,000.00	230,000.00
Anniversary Bonus	5010299038	-	-	-	-	-	-	-	-	-	-	-	-	-
Other Personnel Benefits	5010499099	-	13,117,000.00	13,117,000.00	-	13,117,000.00	-	-	13,117,000.00	10,000.00	-	-	13,101,878.28	13,111,878.28
<b>Maintenance and Other Operating Expenses</b>		<b>129,085,000.00</b>	<b>(9,330,000.00)</b>	<b>119,755,000.00</b>	<b>129,085,000.00</b>	<b>(9,330,000.00)</b>	<b>-</b>	<b>-</b>	<b>119,755,000.00</b>	<b>15,968,244.13</b>	<b>31,179,871.45</b>	<b>23,637,573.51</b>	<b>46,994,126.86</b>	<b>117,779,815.95</b>
Travelling Expenses														
Local	5020101000	3,796,000.00	(743,500.00)	3,052,500.00	3,796,000.00	(743,500.00)	-	-	3,052,500.00	188,778.96	559,128.14	765,061.54	1,529,496.81	3,042,465.45
Foreign	5020102000	730,000.00	3,331,000.00	4,061,000.00	730,000.00	3,331,000.00	-	-	4,061,000.00	1,038,904.18	473,404.18	105,011.37	2,441,211.85	4,058,531.58
Training Expenses		<b>2,050,000.00</b>	<b>(364,000.00)</b>	<b>1,686,000.00</b>	<b>2,050,000.00</b>	<b>(364,000.00)</b>	<b>-</b>	<b>-</b>	<b>1,686,000.00</b>	<b>404,309.95</b>	<b>178,089.62</b>	<b>622,043.65</b>	<b>474,597.74</b>	<b>1,679,040.96</b>
ICT Training Expense	5020201001	-	-	-	-	-	-	-	-	-	-	-	-	-
Supplies and Materials Expenses														
Office Supplies Expenses	5020301002	6,749,000.00	(1,958,000.00)	4,791,000.00	6,749,000.00	(1,958,000.00)	-	-	4,791,000.00	384,343.66	796,027.30	1,001,400.85	2,587,242.09	4,769,013.90
ICT Office Supplies	5020301001	500,000.00	1,380,000.00	1,880,000.00	500,000.00	1,380,000.00	-	-	1,880,000.00	21,300.00	244,237.56	77,823.68	1,532,802.00	1,876,163.24
Accountable Forms Expenses	5020302000	-	15,000.00	15,000.00	-	15,000.00	-	-	15,000.00	-	15,000.00	-	-	15,000.00
Drug and Medicine Expenses	5020307000	150,000.00	(150,000.00)	-	150,000.00	(150,000.00)	-	-	-	-	-	-	-	-
Medical, Dental & Laboratory Supplies	5020308000	20,386,000.00	(4,940,000.00)	15,446,000.00	20,386,000.00	(4,940,000.00)	-	-	15,446,000.00	584,851.87	2,465,880.46	4,787,619.77	7,565,225.11	15,403,577.21
Fuel, Oil and Lubricants Expenses	5020309000	1,625,000.00	(880,000.00)	745,000.00	1,625,000.00	(880,000.00)	-	-	745,000.00	103,017.77	198,096.09	160,156.28	259,671.57	720,941.71
Agricultural Supplies	5020310000	-	-	-	-	-	-	-	-	-	-	-	-	-
Textbooks & Instructional Materials	5020311001	12,000.00	-	12,000.00	12,000.00	-	-	-	12,000.00	-	-	-	-	-
Other Supplies and Materials Expenses	5020399000	1,213,000.00	537,000.00	1,750,000.00	1,213,000.00	537,000.00	-	-	1,750,000.00	69,894.09	135,259.01	207,505.18	1,292,701.69	1,705,359.97
Utility Expenses														
Water	5020401000	12,324,000.00	(10,174,000.00)	2,150,000.00	12,324,000.00	(10,174,000.00)	-	-	2,150,000.00	898,216.29	208,239.94	268,560.22	640,565.03	2,015,581.48
Electricity	5020402000	22,230,000.00	(4,913,000.00)	17,317,000.00	22,230,000.00	(4,913,000.00)	-	-	17,317,000.00	1,968,172.55	2,547,940.52	4,757,980.58	7,947,677.00	17,221,770.65

STATEMENT OF APPROPRIATIONS, ALLOTMENTS, OBLIGATIONS DISBURSEMENTS AND BALANCES  
As of the Quarter Ending December 31, 2024

Department: Science and Technology  
Agency: Industrial Technology Development Institute  
Operating Unit:  
Org. Code: 19005000000

X	Current Year Appropriations
	Supplemental Appropriations
	Continuing Appropriations

Particulars	UACS CODE	Current Year Disbursements					Balances				
		1st Quarter Ending March 31	2nd Quarter Ending June 30	3rd Quarter Ending Sept. 30	4th Quarter Ending Dec. 31	Total	Unreleased Appropriations	Unobligated Allotment	Unpaid Obligations		
		16	17	18	19	20=(16+17+18+19)			21=(5-10)	22=(10-15)	Due and Demandable
1	2	16	17	18	19	20=(16+17+18+19)	21=(5-10)	22=(10-15)	23	24	
<b>SUMMARY</b>											
<b>A. AGENCY SPECIFIC BUDGET</b>		<b>75,826,236.13</b>	<b>93,404,778.53</b>	<b>99,927,791.14</b>	<b>111,986,360.23</b>	<b>374,170,087.42</b>	-	<b>6,338,925.90</b>	<b>9,173,819.97</b>	<b>72,002,166.71</b>	
<b>Personnel Services</b>		<b>64,424,328.53</b>	<b>74,731,129.68</b>	<b>58,246,910.26</b>	<b>79,686,164.12</b>	<b>277,088,532.59</b>	-	<b>1,753,430.65</b>	<b>410,569.34</b>	<b>2,987,467.42</b>	
Salaries and Wages											
Regular	5010101001	37,157,091.94	38,330,020.83	36,837,305.96	23,456,879.32	135,781,298.05	-	64,975.57	217,658.77	2,641,567.61	
Cashual/Contractual	5010102000	2,855,486.89	3,187,506.14	2,661,439.86	1,928,352.31	10,632,785.20	-	108,850.10	2,500.00	145,864.70	
Other Compensation											
PERA - Civilian	5010201001	2,575,013.93	1,879,431.70	1,925,148.65	1,355,620.37	7,735,214.65	-	6,079.08	7,818.18	2,888.09	
Representation Allowance (RA)	5010202000	617,250.00	240,375.00	249,500.00	274,250.00	1,381,375.00	-	17,125.00	8,500.00	-	
Transportation Allowance (TA)	5010203001	514,249.99	163,863.64	171,909.09	244,727.29	1,094,750.01	-	85,909.08	7,340.91	(0.00)	
Clothing/Uniform Allowance	5010204001	1,862,000.00		245,000.00	70,000.00	2,177,000.00	-	2,000.00		-	
SA - Magna Carta for Science and Technology	5010205002	3,088,735.20	2,314,523.00	2,281,031.25	1,526,404.07	9,210,693.52	-	108,998.05	19,825.00	3,483.43	
LA - Magna Carta for Science and Technology	5010206003	533,239.31	400,293.05	415,373.52	302,727.16	1,651,633.04	-	182,221.53	4,145.43	0.00	
HP - Hazard Pay	5010211004	9,574,311.97	8,929,682.60	8,179,224.24	7,468,253.63	34,151,472.44	-	169,277.17	61,546.70	66,703.69	
LP - Longevity Pay	5010212003	3,329,661.66	2,487,333.08	2,475,737.14	1,746,900.73	10,039,632.61	-	491,443.14	16,234.35	1,689.90	
Overtime Pay	5010213001	46,671.55	77,981.97	60,604.42	19,766.29	205,024.23	-	975.77		(0.00)	
Productivity Enhancement Incentive	5010299012				1,607,000.00	1,607,000.00	-	2,000.00	5,000.00	5,000.00	
Mid-year Bonus	5010299036		11,748,783.00	600,509.00		12,349,292.00	-	268,708.00		-	
Year-end Bonus - Civilian	5010214001	14,798.70			13,141,375.54	13,156,174.24	-	13,955.76		32,870.00	
Cash Gift - Civilian	5010215001	4,000.00			1,624,500.00	1,628,500.00	-	8,000.00		5,000.00	
Pag-IBIG - Civilian	5010302001	159,942.88	187,264.32	193,800.00	195,200.00	736,207.20	-	28,792.80		-	
Collective Negotiation Agreement Incentive	5010299011				9,240,000.00	9,240,000.00	-		60,000.00	30,000.00	
Terminal Leave Benefits	5010403001	1,052,645.22	3,767,846.43	823,020.88	1,174,086.42	6,817,598.95	-	1,401.05		-	
Philhealth - Civilian	5010303001	922,829.29	897,324.92	920,106.25	1,078,642.71	3,818,903.17	-	38,096.83		-	
ECIP - Civilian	5010304001	96,400.00	93,900.00	97,200.00	64,600.00	352,100.00	-	39,500.00		32,400.00	
Loyalty Award Civilian	5010499015	10,000.00	25,000.00	110,000.00	85,000.00	230,000.00	-	110,000.00		-	
Anniversary Bonus	5010299038						-			-	
Other Personnel Benefits	5010499099	10,000.00			13,081,878.28	13,091,878.28	-	5,121.72		20,000.00	
<b>Maintenance and Other Operating Expenses</b>		<b>8,697,442.60</b>	<b>15,084,955.61</b>	<b>26,308,544.45</b>	<b>29,681,282.34</b>	<b>79,772,225.00</b>	-	<b>1,975,184.05</b>	<b>8,292,350.63</b>	<b>29,715,240.32</b>	
Travelling Expenses											
Local	5020101000	119,958.96	526,007.14	803,783.54	1,480,562.06	2,930,311.70	-	10,034.55	86,830.71	25,323.04	
Foreign	5020102000	1,001,417.51	507,885.43	62,765.15	2,259,099.09	3,831,167.18	-	2,468.42	209,615.00	17,749.40	
Training Expenses	5020201000	396,659.95	182,497.12	412,025.15	670,996.04	1,662,178.26	-	6,959.04	13,098.70	3,764.00	
ICT Training Expense	5020201001						-				
Supplies and Materials Expenses											
Office Supplies Expenses	5020301002	230,577.01	416,215.00	869,370.45	938,528.64	2,454,691.10	-	21,986.10	209,348.15	2,104,974.65	
ICT Office Supplies	5020301001	6,900.00	71,446.56	207,320.00	294,423.38	580,089.94	-	3,836.76	163,586.00	1,132,487.30	
Accountable Forms Expenses	5020302000			15,000.00		15,000.00	-				
Drug and Medicine Expenses	5020307000						-				
Medical, Dental & Laboratory Supplies	5020308000	4,093.79	951,840.07	2,129,025.76	3,583,052.46	6,668,012.08	-	42,422.79	550,848.79	8,184,716.34	
Fuel, Oil and Lubricants Expenses	5020309000	102,067.77	170,675.02	188,527.35	205,233.70	666,503.84	-	24,058.29	52,557.87	1,880.00	
Agricultural Supplies	5020310000						-				
Textbooks & Instructional Materials	5020311001						-	12,000.00			
Other Supplies and Materials Expenses	5020399000	41,394.09	82,435.01	184,410.85	190,386.54	498,626.49	-	44,640.03	178,001.10	1,028,732.38	
Utility Expenses											
Water	5020401000	678,424.29	247,647.94	357,120.22	417,317.03	1,700,509.48	-	134,418.52		315,072.00	
Electricity	5020402000	1,968,172.55	2,547,940.52	4,757,980.58	5,507,543.47	14,781,637.12	-	95,229.35	2,439,563.53	570.00	

**STATEMENT OF APPROPRIATIONS, ALLOTMENTS, OBLIGATIONS DISBURSEMENTS AND BALANCES**  
As of the Quarter Ending December 31, 2024

FAR No. 1-A

Department: Science and Technology  
Agency: Industrial Technology Development Institute  
Operating Unit:  
Org. Code: 19005000000

X	Current Year Appropriations
	Supplemental Appropriations
	Continuing Appropriations

Particulars	UACS CODE	Appropriations			Allotments					Current Year Obligations				
		Authorize Appropriation	Adjustments (Transfer (To)/From, Realignment)	Adjusted Appropriations	Allotments Received	Adjustments (Withdrawal, Realignment)	Transfer To	Transfer From	Adjusted Total Allotments	1st Quarter Ending March 31	2nd Quarter Ending June 30	3rd Quarter Ending Sept. 30	4th Quarter Ending Dec. 31	Total
1	2	3	4	5=3+4	6	7	8	9	10=[(6+(-)7)-8+9]	11	12	13	14	15=(11+12+13+14)
Communication Expenses														
Postage and Courier	5020501000	33,000.00	31,500.00	64,500.00	33,000.00	31,500.00	-	-	64,500.00	629.00	4,636.00	27,434.30	27,561.50	60,260.80
Telephone (Mobile)	5020502001	125,000.00	109,000.00	234,000.00	125,000.00	109,000.00	-	-	234,000.00	59,810.64	52,625.00	55,178.20	59,919.73	227,533.57
Telephone (Landline)	5020502002	555,000.00	(80,000.00)	475,000.00	555,000.00	(80,000.00)	-	-	475,000.00	129,002.97	119,870.04	128,267.91	82,736.69	459,877.61
Internet Subscription	5020503000	1,220,000.00	152,000.00	1,372,000.00	1,220,000.00	152,000.00	-	-	1,372,000.00	56,000.00	699,600.00	336,000.00	280,000.00	1,371,600.00
Extraordinary and Miscellaneous Expenses	5021003000	136,000.00	-	136,000.00	136,000.00	-	-	-	136,000.00	11,126.00	30,085.00	27,116.00	62,994.06	131,321.06
Professional Services														
Legal Services	5021101000	-	-	-	-	-	-	-	-	-	-	-	-	-
Auditing Services	5021102000	-	-	-	-	-	-	-	-	-	-	-	-	-
Consultancy Services	5021103000	-	-	-	-	-	-	-	-	-	-	-	-	-
Other Professional Services	5021199000	16,476,000.00	(8,898,000.00)	7,578,000.00	16,476,000.00	(8,898,000.00)	-	-	7,578,000.00	1,728,173.85	545,815.60	1,262,389.58	4,041,138.88	7,577,517.91
General Services														
Janitorial Services	5021202000	6,187,000.00	(1,382,000.00)	4,805,000.00	6,187,000.00	(1,382,000.00)	-	-	4,805,000.00	4,581,772.80	-	-	128,602.56	4,710,375.36
Security Services	5021203000	8,565,000.00	560,000.00	9,125,000.00	8,565,000.00	560,000.00	-	-	9,125,000.00	-	8,483,955.60	-	636,463.94	9,120,419.54
Other General Services	5021299099	-	-	-	-	-	-	-	-	-	-	-	-	-
Repair and Maintenance														
Buildings and Other Structures	5021304001	3,027,000.00	(730,000.00)	2,297,000.00	3,027,000.00	(730,000.00)	-	-	2,297,000.00	-	-	214,555.00	2,035,551.90	2,250,106.90
Technical and Scientific Equipment	5021305014	7,800,000.00	5,253,000.00	13,053,000.00	7,800,000.00	5,253,000.00	-	-	13,053,000.00	82,472.01	3,902,888.20	4,217,956.55	4,808,352.48	13,011,669.24
IT Equipment	5021305003	294,000.00	(284,000.00)	10,000.00	294,000.00	(284,000.00)	-	-	10,000.00	-	-	-	5,500.00	5,500.00
Transportation Equipment	5021306001	650,000.00	475,000.00	1,125,000.00	650,000.00	475,000.00	-	-	1,125,000.00	325,454.36	79,945.67	145,828.10	62,890.44	614,118.57
Office Equipment, Furnitures and Fixtures	5021305002	2,302,000.00	(1,265,000.00)	1,037,000.00	2,302,000.00	(1,265,000.00)	-	-	1,037,000.00	12,650.00	155,278.00	95,690.00	82,000.00	345,618.00
Other Property, Plant & Equipment	5021305099	-	-	-	-	-	-	-	-	-	-	-	-	-
Subscription Expenses														
ICT Software Subscription	5029907001	-	1,000.00	1,000.00	-	1,000.00	-	-	1,000.00	-	-	-	556.99	556.99
Taxes, Insurance Premium and Other Fees														
Taxes, Duties & Licenses	5021501001	680,000.00	(79,000.00)	601,000.00	680,000.00	(79,000.00)	-	-	601,000.00	267,504.98	-	220,173.99	112,111.77	599,790.74
Fidelity Bond Premiums	5021502000	132,000.00	204,000.00	336,000.00	132,000.00	204,000.00	-	-	336,000.00	203,088.75	48,750.00	45,562.50	33,750.00	331,151.25
Insurance Expenses	5021503000	2,500,000.00	6,529,000.00	9,029,000.00	2,500,000.00	6,529,000.00	-	-	9,029,000.00	665,727.64	5,277,083.02	3,000,558.66	31,568.98	8,974,938.30
Other Maintenance & Operating Expenses														
Advertising Expenses	5029901000	390,000.00	(325,000.00)	65,000.00	390,000.00	(325,000.00)	-	-	65,000.00	-	-	62,456.40	-	62,456.40
Printing & Publication Expenses	5029902000	450,000.00	143,000.00	593,000.00	450,000.00	143,000.00	-	-	593,000.00	-	298,488.73	69,532.50	223,240.00	591,261.23
Representation Expenses	5029903000	760,000.00	3,213,500.00	3,973,500.00	760,000.00	3,213,500.00	-	-	3,973,500.00	716,485.56	2,296,228.00	326,324.79	631,224.46	3,970,262.81
Transportation & Delivery Expenses	5029904000	135,000.00	129,000.00	264,000.00	135,000.00	129,000.00	-	-	264,000.00	-	96,230.24	25,546.04	104,206.91	225,983.19
Rent/Motor Vehicles	5029905003	100,000.00	(97,000.00)	3,000.00	100,000.00	(97,000.00)	-	-	3,000.00	-	-	-	2,998.00	2,998.00
Rent/Lease Expenses - Equipment	5029905004	215,000.00	120,000.00	335,000.00	215,000.00	120,000.00	-	-	335,000.00	15,300.00	294,748.00	14,100.00	8,400.00	332,548.00
Membership Dues & Contributions to Organization	5029906000	400,000.00	993,000.00	1,393,000.00	400,000.00	993,000.00	-	-	1,393,000.00	681,739.39	513,197.75	32,046.20	163,434.40	1,390,417.74
Subscription Expenses	5029907000	616,000.00	467,000.00	1,083,000.00	616,000.00	467,000.00	-	-	1,083,000.00	-	1,036.18	-	1,044,777.00	1,045,813.18
Other Maintenance and Operating Expenses	5029999000	3,572,000.00	4,289,500.00	7,861,500.00	3,572,000.00	4,289,500.00	-	-	7,861,500.00	769,516.86	458,107.60	577,693.67	6,052,955.28	7,858,273.41
<b>Capital Outlay</b>		<b>59,690,000.00</b>	<b>-</b>	<b>59,690,000.00</b>	<b>59,690,000.00</b>	<b>-</b>	<b>-</b>	<b>-</b>	<b>59,690,000.00</b>	<b>36,313,874.60</b>	<b>62,000.00</b>	<b>5,552,018.72</b>	<b>15,151,795.48</b>	<b>57,079,688.80</b>
Motor Vehicle	5060406001	2,800,000.00	(62,000.00)	2,738,000.00	2,800,000.00	(62,000.00)	-	-	2,738,000.00	2,704,465.00	-	-	-	2,704,465.00
Buildings	5060404001	40,000,000.00	-	40,000,000.00	40,000,000.00	-	-	-	40,000,000.00	23,924,621.60	-	1,516,639.99	12,282,649.97	37,723,911.56
Communication Networks	5060403006	-	-	-	-	-	-	-	-	-	-	-	-	-
IT Equipment and Software	5060405003	-	175,000.00	175,000.00	-	175,000.00	-	-	175,000.00	-	-	-	174,898.42	174,898.42
Computer Software	5060602000	-	-	-	-	-	-	-	-	-	-	-	-	-
Office Equipment	5060406002	-	662,000.00	662,000.00	-	662,000.00	-	-	662,000.00	-	62,000.00	58,000.00	523,900.00	643,900.00
Technical and Scientific Equipment	5060405014	16,890,000.00	(775,000.00)	16,115,000.00	16,890,000.00	(775,000.00)	-	-	16,115,000.00	9,684,788.00	-	3,977,378.73	2,170,347.09	15,832,513.82

STATEMENT OF APPROPRIATIONS, ALLOTMENTS, OBLIGATIONS DISBURSEMENTS AND BALANCES  
As of the Quarter Ending December 31, 2024

Department: Science and Technology  
Agency: Industrial Technology Development Institute  
Operating Unit:  
Org. Code: 19005000000

X	Current Year Appropriations
	Supplemental Appropriations
	Continuing Appropriations


Particulars	UACS CODE	Current Year Disbursements					Balances				
		1st Quarter Ending March 31	2nd Quarter Ending June 30	3rd Quarter Ending Sept. 30	4th Quarter Ending Dec. 31	Total	Unreleased Appropriations	Unobligated Allotment	Unpaid Obligations		
		16	17	18	19	20=(16+17+18+19)			21=(5-10)	22=(10-15)	Due and Demandable
1	2	16	17	18	19	20=(16+17+18+19)	21=(5-10)	22=(10-15)	23	24	
Communication Expenses											
Postage and Courier	5020501000	332.00	4,233.00	26,793.70	17,921.08	49,279.78	-	4,239.20	465.00	10,516.02	
Telephone (Mobile)	5020502001	59,810.64	51,125.00	56,678.20	59,919.73	227,533.57	-	6,466.43	-	-	
Telephone (Landline)	5020502002	129,002.97	119,870.04	128,267.91	82,736.69	459,877.61	-	15,122.39	-	(0.00)	
Internet Subscription	5020503000	56,000.00	349,800.00	510,900.00	454,900.00	1,371,600.00	-	400.00	-	-	
Extraordinary and Miscellaneous Expenses	5021003000	11,126.00	30,085.00	27,116.00	60,972.00	129,299.00	-	4,678.94	2,022.06	(0.00)	
Professional Services											
Legal Services	5021101000						-	-	-	-	
Auditing Services	5021102000						-	-	-	-	
Consultancy Services	5021103000						-	-	-	-	
Other Professional Services	5021199000	369,318.44	802,934.02	421,944.58	1,485,136.26	3,079,333.30	-	482.09	212,857.36	4,285,327.25	
General Services											
Janitorial Services	5021202000	759,014.27	1,153,427.34	1,148,004.94	1,246,240.87	4,306,687.42	-	94,624.64	403,687.94	-	
Security Services	5021203000		2,091,743.86	2,827,985.20	3,057,866.55	7,977,595.61	-	4,580.46	795,919.23	346,904.70	
Other General Services	5021299099						-	-	-	-	
Repair and Maintenance											
Buildings and Other Structures	5021304001			70,000.00	144,555.00	214,555.00	-	46,893.10	-	2,035,551.90	
Technical and Scientific Equipment	5021305014	29,509.82	251,575.50	2,761,513.20	1,492,027.55	4,534,626.07	-	41,330.76	1,386,667.00	7,090,376.17	
IT Equipment	5021305003				5,500.00	5,500.00	-	4,500.00	-	-	
Transportation Equipment	5021306001	117,304.36	281,245.67	66,488.92	95,767.30	560,806.25	-	510,881.43	4,400.00	48,912.32	
Office Equipment, Furnitures and Fixtures	5021305002	9,550.00	42,036.00	121,743.00	89,689.00	263,018.00	-	691,382.00	-	82,600.00	
Other Property, Plant & Equipment	5021305099						-	-	-	-	
Subscription Expenses											
ICT Software Subscription	5029907001				556.99	556.99	-	443.01	-	-	
Taxes, Insurance Premium and Other Fees											
Taxes, Duties & Licenses	5021501001	202,773.82	64,731.16	220,173.99	103,640.26	591,319.23	-	1,209.26	8,471.51	-	
Fidelity Bond Premiums	5021502000	203,088.75	48,750.00	45,562.50	33,750.00	331,151.25	-	4,848.75	-	-	
Insurance Expenses	5021503000	665,727.64	1,771,382.98	5,829,600.25	708,227.43	8,974,938.30	-	54,061.70	-	-	
Other Maintenance & Operating Expenses											
Advertising Expenses	5029901000			28,050.00	34,406.40	62,456.40	-	2,543.60	-	-	
Printing & Publication Expenses	5029902000		39,638.73	272,340.00	44,000.00	355,978.73	-	1,738.77	3,400.00	231,882.50	
Representation Expenses	5029903000	644,676.98	1,566,312.92	872,091.20	268,950.64	3,352,031.74	-	3,237.19	365,000.57	253,230.50	
Transportation & Delivery Expenses	5029904000		91,644.54	30,131.74	15,249.53	137,025.81	-	38,016.81	84,224.58	4,732.80	
Rent/Motor Vehicles	5029905003				2,998.00	2,998.00	-	2.00	-	-	
Rent/Lease Expenses - Equipment	5029905004	6,800.00	22,600.00	225,868.00	6,300.00	261,568.00	-	2,452.00	2,100.00	68,880.00	
Membership Dues & Contributions to Organization	5029906000	681,739.39		32,046.20	163,434.40	877,219.99	-	2,582.26	-	513,197.75	
Subscription Expenses	5029907000		1,036.18			1,036.18	-	37,186.82	999,000.00	45,777.00	
Other Maintenance and Operating Expenses	5029999000	202,001.60	596,193.86	597,915.87	4,459,394.25	5,855,505.58	-	3,226.59	120,685.53	1,882,082.30	
<b>Capital Outlay</b>		<b>2,704,465.00</b>	<b>3,588,693.24</b>	<b>8,397,257.82</b>	<b>2,618,913.77</b>	<b>17,309,329.83</b>	-	<b>2,610,311.20</b>	<b>470,900.00</b>	<b>39,299,458.97</b>	
Motor Vehicle	5060406001	2,704,465.00				2,704,465.00	-	33,535.00	-	-	
Buildings	5060404001		3,588,693.24		1,306,013.77	4,894,707.01	-	2,276,088.44	-	32,829,204.55	
Communication Networks	5060403006						-	-	-	-	
IT Equipment and Software	5060405003						-	101.58	-	174,898.42	
Computer Software	5060602000						-	-	-	-	
Office Equipment	5060406002				58,000.00	58,000.00	-	18,100.00	470,900.00	115,000.00	
Technical and Scientific Equipment	5060405014			8,397,257.82	1,254,900.00	9,652,157.82	-	282,486.18	-	6,180,356.00	

STATEMENT OF APPROPRIATIONS, ALLOTMENTS, OBLIGATIONS DISBURSEMENTS AND BALANCES  
As of the Quarter Ending December 31, 2024


Department: Science and Technology  
Agency: Industrial Technology Development Institute  
Operating Unit:  
Org. Code: 190050000000

X	Current Year Appropriations
	Supplemental Appropriations
	Continuing Appropriations

Particulars	UACS CODE	Appropriations			Allotments					Current Year Obligations				Total
		Authorize Appropriation	Adjustments (Trasfer (To)(From, Realignment)	Adjusted Appropriations	Allotments Received	Adjustments (Withdrawal, Realignment)	Transfer To	Transfer From	Adjusted Total Allotments	1st Quarter Ending March 31	2nd Quarter Ending June 30	3rd Quarter Ending Sept. 30	4th Quarter Ending Dec. 31	
1	2	3	4	5=3+4	6	7	8	9	10=[(6+(-)7)-8+9]	11	12	13	14	15=(11+12+13+14)
<b>B. AUTOMATIC APPROPRIATIONS</b>		<b>18,147,000.00</b>	-	<b>18,147,000.00</b>	<b>18,147,000.00</b>	-	-	-	<b>18,147,000.00</b>	<b>4,514,817.55</b>	<b>4,526,853.84</b>	<b>4,471,852.47</b>	<b>4,633,476.14</b>	<b>18,147,000.00</b>
PS-RLIP	5010301000	18,147,000.00	-	18,147,000.00	18,147,000.00	-	-	-	18,147,000.00	4,514,817.55	4,526,853.84	4,471,852.47	4,633,476.14	18,147,000.00
Customs Duties and Taxes Taxes, Duties and Licenses	5021501001	-	-	-	-	-	-	-	-	-	-	-	-	-
<b>C. SPECIAL PURPOSE FUNDS</b>		<b>7,419,733.00</b>	-	<b>7,419,733.00</b>	<b>7,419,733.00</b>	-	-	-	<b>7,419,733.00</b>	-	<b>7,406,280.30</b>	-	-	<b>7,406,280.30</b>
Miscellaneous Personnel Benefits Fund (MPBF)		7,419,733.00	-	7,419,733.00	7,419,733.00	-	-	-	7,419,733.00	-	7,406,280.30	-	-	7,406,280.30
Basic Salary	5010101001	-	-	-	-	-	-	-	-	-	-	-	-	-
Bonus	5010214001	-	-	-	-	-	-	-	-	-	-	-	-	-
Performance Based Bonus-Civilian	5010499099	7,419,733.00	-	7,419,733.00	7,419,733.00	-	-	-	7,419,733.00	-	7,406,280.30	-	-	7,406,280.30
Mid-year Bonus	5010299036	-	-	-	-	-	-	-	-	-	-	-	-	-
Philhealth	5010303001	-	-	-	-	-	-	-	-	-	-	-	-	-
Other Personnel Benefits	5010499099	-	-	-	-	-	-	-	-	-	-	-	-	-
Pension and Gratuity Fund (PGF)		-	-	-	-	-	-	-	-	-	-	-	-	-
Terminal Leave Benefits	5010403001	-	-	-	-	-	-	-	-	-	-	-	-	-
Monetization of Leave Credits	5010499099	-	-	-	-	-	-	-	-	-	-	-	-	-
<b>D. UNPROGRAMMED APPROPRIATIONS</b>		<b>9,037,000.00</b>	-	<b>9,037,000.00</b>	<b>9,037,000.00</b>	-	-	-	<b>9,037,000.00</b>	-	-	<b>9,037,000.00</b>	-	<b>9,037,000.00</b>
PS		9,037,000.00	-	9,037,000.00	9,037,000.00	-	-	-	9,037,000.00	-	-	9,037,000.00	-	9,037,000.00
<b>GRAND TOTAL</b>		<b>496,288,733.00</b>	<b>0.00</b>	<b>496,288,733.00</b>	<b>496,288,733.00</b>	<b>0.00</b>	<b>0.00</b>	<b>0.00</b>	<b>496,288,733.00</b>	<b>133,090,969.35</b>	<b>112,554,487.47</b>	<b>95,613,177.43</b>	<b>148,677,720.15</b>	<b>489,936,354.40</b>
PS		307,513,733.00	9,330,000.00	316,843,733.00	307,513,733.00	9,330,000.00	0.00	0.00	316,843,733.00	80,808,850.62	81,312,616.02	66,423,585.20	86,531,797.81	315,076,849.65
MOOE		129,085,000.00	(9,330,000.00)	119,755,000.00	129,085,000.00	(9,330,000.00)	0.00	0.00	119,755,000.00	15,968,244.13	31,179,871.45	23,637,573.51	46,994,126.86	117,779,815.95
CO		59,690,000.00	0.00	59,690,000.00	59,690,000.00	0.00	0.00	0.00	59,690,000.00	36,313,874.60	62,000.00	5,552,018.72	15,151,795.48	57,079,688.80

Certified Correct:  
  
**JULIE ANN P. GENETA**  
Administrative Officer IV  
Date:

Recommending Approval:  
  
**ERIC M. CHARLON**  
Chief, FMD  
Date:


Approved by:  
  
**DR. ANNABELLE V. BRIONES**  
Director  
Date:

STATEMENT OF APPROPRIATIONS, ALLOTMENTS, OBLIGATIONS DISBURSEMENTS AND BALANCES  
As of the Quarter Ending December 31, 2024


Department: Science and Technology  
Agency: Industrial Technology Development Institute  
Operating Unit:  
Org. Code: 19005000000

X	Current Year Appropriations
	Supplemental Appropriations
	Continuing Appropriations

Particulars	UACS CODE	Current Year Disbursements					Balances				
		1st Quarter Ending March 31	2nd Quarter Ending June 30	3rd Quarter Ending Sept. 30	4th Quarter Ending Dec. 31	Total	Unreleased Appropriations	Unobligated Allotment	Unpaid Obligations		
		16	17	18	19	20=(16+17+18+19)			21=(5-10)	22=(10-15)	Due and Demandable
1	2	16	17	18	19	20=(16+17+18+19)	21=(5-10)	22=(10-15)	23	24	
<b>B. AUTOMATIC APPROPRIATIONS</b>		<b>4,477,367.53</b>	<b>4,564,303.86</b>	<b>4,471,852.47</b>	<b>3,632,548.39</b>	<b>17,146,072.25</b>	-	-	-	-	<b>1,000,927.75</b>
PS-RLIP	5010301000	4,477,367.53	4,564,303.86	4,471,852.47	3,632,548.39	17,146,072.25	-	-	-	-	1,000,927.75
Customs Duties and Taxes											
Taxes, Duties and Licenses	5021501001	-	-	-	-	-	-	-	-	-	-
<b>C. SPECIAL PURPOSE FUNDS</b>		<b>-</b>	<b>7,406,280.30</b>	<b>-</b>	<b>-</b>	<b>7,406,280.30</b>	-	13,452.70	-	-	-
Miscellaneous Personnel Benefits Fund (MPBF)			7,406,280.30			7,406,280.30		13,452.70			
Basic Salary	5010101001	-	-	-	-	-	-	-	-	-	-
Bonus	5010214001	-	-	-	-	-	-	-	-	-	-
Performance Based Bonus-Civilian	5010499099	-	7,406,280.30	-	-	7,406,280.30	-	13,452.70	-	-	-
Mid-year Bonus	5010299036	-	-	-	-	-	-	-	-	-	-
Philhealth	5010303001	-	-	-	-	-	-	-	-	-	-
Other Personnel Benefits	5010499099	-	-	-	-	-	-	-	-	-	-
Pension and Gratuity Fund (PGF)		-	-	-	-	-	-	-	-	-	-
Terminal Leave Benefits	5010403001	-	-	-	-	-	-	-	-	-	-
Monetization of Leave Credits	5010499099	-	-	-	-	-	-	-	-	-	-
<b>D. UNPROGRAMMED APPROPRIATIONS</b>		<b>-</b>	<b>-</b>	<b>2,503,226.14</b>	<b>6,532,561.69</b>	<b>9,035,787.83</b>	<b>-</b>	<b>-</b>	<b>-</b>	<b>-</b>	<b>1,212.17</b>
PS				2,503,226.14	6,532,561.69	9,035,787.83					1,212.17
<b>GRAND TOTAL</b>		<b>80,303,603.66</b>	<b>105,375,362.69</b>	<b>99,927,791.14</b>	<b>122,151,470.31</b>	<b>407,758,227.80</b>	<b>0.00</b>	<b>6,352,378.60</b>	<b>9,173,819.97</b>	<b>73,004,306.63</b>	
PS		68,901,696.06	86,701,713.84	65,221,988.87	89,851,274.20	310,676,672.97	0.00	1,766,883.35	410,569.34	3,989,607.34	
MOOE		8,697,442.60	15,084,955.61	26,308,544.45	29,681,282.34	79,772,225.00	0.00	1,975,184.05	8,292,350.63	29,715,240.32	
CO		2,704,465.00	3,588,693.24	8,397,257.82	2,618,913.77	17,309,329.83	0.00	2,610,311.20	470,900.00	39,299,458.97	

Certified Correct:  
  
PATRICIA ASHLEY M. MENDOZA  
Accountant IV  
Date:

Recommending Approval:  
  
ERIC M. CHARLON  
Chief, FMD  
Date:

Approved by:  
  
DR. ANNA BELLE V. BRIONES  
Director  
Date:

STATEMENT OF APPROPRIATIONS, ALLOTMENTS, OBLIGATIONS DISBURSEMENTS AND BALANCES  
As of the Quarter Ending December 31, 2024

Department: Department of Science and Technology  
Agency: Industrial Technology Development Institute (ITDI)  
Operating Unit:  
Org. Code: 190050000000

	Current Year Appropriations
	Supplemental Appropriations
X	Continuing Appropriations

Particulars	UACS CODE	Appropriations			Allotments					Current Year Obligations				Total
		Authorize Appropriation	Adjustments (Transfer To)(From, Realignment)	Adjusted Appropriations	Allotments Received	Adjustments (Withdrawal, Realignment)	Transfer To	Transfer From	Adjusted Total Allotments	1st Quarter Ending March 31	2nd Quarter Ending June 30	3rd Quarter Ending Sept. 30	4th Quarter Ending Dec. 31	
1	2	3	4	5=3+4	6	7	8	9	10=[(6+(-)7)-8+9]	11	12	13	14	15=(11+12+13+14)
<b>SUMMARY</b>														
<b>A. AGENCY SPECIFIC BUDGET</b>		<b>11,708,406.46</b>	<b>5,000.00</b>	<b>11,713,406.46</b>	<b>11,708,406.46</b>	<b>5,000.00</b>	-	-	<b>11,713,406.46</b>	<b>3,744,220.00</b>	<b>4,104,323.42</b>	<b>2,389,235.50</b>	<b>1,314,136.88</b>	<b>11,551,915.80</b>
<b>Personnel Services</b>		-	-	-	-	-	-	-	-	-	-	-	-	-
Salaries and Wages		-	-	-	-	-	-	-	-	-	-	-	-	-
Regular	5010101001	-	-	-	-	-	-	-	-	-	-	-	-	-
Cashual/Contractual		-	-	-	-	-	-	-	-	-	-	-	-	-
Other Compensation		-	-	-	-	-	-	-	-	-	-	-	-	-
PERA - Civilian	5010201001	-	-	-	-	-	-	-	-	-	-	-	-	-
Representation Allowance (RA)	5010202000	-	-	-	-	-	-	-	-	-	-	-	-	-
Transportation Allowance (TA)	5010203001	-	-	-	-	-	-	-	-	-	-	-	-	-
Clothing/Uniform Allowance	5010204001	-	-	-	-	-	-	-	-	-	-	-	-	-
SA - Magna Carta for Science and Technology	5010205002	-	-	-	-	-	-	-	-	-	-	-	-	-
LA - Magna Carta for Science and Technology	5010206003	-	-	-	-	-	-	-	-	-	-	-	-	-
HP - Hazard Pay	5010211004	-	-	-	-	-	-	-	-	-	-	-	-	-
LP - Longevity Pay	5010212003	-	-	-	-	-	-	-	-	-	-	-	-	-
Overtime Pay	5010213001	-	-	-	-	-	-	-	-	-	-	-	-	-
Productivity Enhancement Incentive	5010299012	-	-	-	-	-	-	-	-	-	-	-	-	-
Mid-year Bonus	5010299036	-	-	-	-	-	-	-	-	-	-	-	-	-
Year-end Bonus - Civilian	5010214001	-	-	-	-	-	-	-	-	-	-	-	-	-
Cash Gift - Civilian	5010215001	-	-	-	-	-	-	-	-	-	-	-	-	-
Pag-IBIG - Civilian	5010302001	-	-	-	-	-	-	-	-	-	-	-	-	-
Collective Negotiation Agreement Incentive	5010299011	-	-	-	-	-	-	-	-	-	-	-	-	-
Terminal Leave Benefits	5010403001	-	-	-	-	-	-	-	-	-	-	-	-	-
Philhealth - Civilian	5010303001	-	-	-	-	-	-	-	-	-	-	-	-	-
ECIP - Civilian	5010304001	-	-	-	-	-	-	-	-	-	-	-	-	-
Loyalty Award Civilian	5010499015	-	-	-	-	-	-	-	-	-	-	-	-	-
Anniversary Bonus	5010299038	-	-	-	-	-	-	-	-	-	-	-	-	-
Other Personnel Benefits	5010499099	-	-	-	-	-	-	-	-	-	-	-	-	-
<b>Maintenance and Other Operating Expenses</b>		<b>6,319,723.97</b>	<b>5,000.00</b>	<b>6,324,723.97</b>	<b>6,319,723.97</b>	<b>5,000.00</b>	-	-	<b>6,324,723.97</b>	<b>156,220.00</b>	<b>3,929,779.60</b>	<b>1,305,493.77</b>	<b>918,024.00</b>	<b>6,309,517.37</b>
Travelling Expenses		-	-	-	-	-	-	-	-	-	-	-	-	-
Local	5020101000	609,933.59	(609,300.00)	633.59	609,933.59	(609,300.00)	-	-	633.59	-	-	-	-	-
Foreign	5020102000	36,687.28	(36,400.00)	287.28	36,687.28	(36,400.00)	-	-	287.28	-	-	-	-	-
Training Expenses	5020201000	532,487.47	(532,400.00)	87.47	532,487.47	(532,400.00)	-	-	87.47	-	-	-	-	-
ICT Training Expense	5020201001	275.00	(200.00)	75.00	275.00	(200.00)	-	-	75.00	-	-	-	-	-
Supplies and Materials Expenses		-	-	-	-	-	-	-	-	-	-	-	-	-
Office Supplies Expenses	5020301002	180,739.90	142,400.00	323,139.90	180,739.90	142,400.00	-	-	323,139.90	156,220.00	-	-	6,660.00	162,880.00
ICT Office Supplies	5020301001	12,512.63	(11,900.00)	612.63	12,512.63	(11,900.00)	-	-	612.63	-	-	-	-	-
Accountable Forms Expenses	5020302000	3,400.00	(3,400.00)	-	3,400.00	(3,400.00)	-	-	-	-	-	-	-	-
Drug and Medicine Expenses	5020307000	9,084.25	(9,000.00)	84.25	9,084.25	(9,000.00)	-	-	84.25	-	-	-	-	-
Medical, Dental & Laboratory Supplies	5020308000	10,087.16	76,500.00	86,587.16	10,087.16	76,500.00	-	-	86,587.16	-	-	-	86,364.00	86,364.00
Fuel, Oil and Lubricants Expenses	5020309000	38,871.04	(38,700.00)	171.04	38,871.04	(38,700.00)	-	-	171.04	-	-	-	-	-
Agricultural Supplies	5020310000	-	-	-	-	-	-	-	-	-	-	-	-	-
Textbooks & Instructional Materials	5020311001	12,000.00	(12,000.00)	-	12,000.00	(12,000.00)	-	-	-	-	-	-	-	-
Other Supplies and Materials Expenses	5020399000	144,539.12	(143,600.00)	939.12	144,539.12	(143,600.00)	-	-	939.12	-	-	-	-	-

STATEMENT OF APPROPRIATIONS, ALLOTMENTS, OBLIGATIONS DISBURSEMENTS AND BALANCES  
As of the Quarter Ending March 31, 2024

Department: Department of Science and Technology  
Agency: Industrial Technology Development Institute (ITDI)  
Operating Unit:  
Org. Code: 190050000000

	Current Year Appropriations
	Supplemental Appropriations
X	Continuing Appropriations

Particulars	UACS CODE	Current Year Disbursements					Balances			
		1st Quarter Ending March 31	2nd Quarter Ending June 30	3rd Quarter Ending Sept. 30	4th Quarter Ending Dec. 31	Total	Unreleased Appropriations	Unobligated Allotment	Unpaid Obligations	
		16	17	18	19	20=(16+17+18+19)			21=(5-10)	22=(10-15)
1	2	16	17	18	19	20=(16+17+18+19)	21=(5-10)	22=(10-15)	23	24
<b>SUMMARY</b>										
<b>A. AGENCY SPECIFIC BUDGET</b>		-	2,373,861.90	1,305,493.77	3,223,797.45	6,903,153.12	-	161,490.66	825,000.00	3,823,762.68
<b>Personnel Services</b>		-	-	-	-	-	-	-	-	-
Salaries and Wages		-	-	-	-	-	-	-	-	-
Regular	5010101001	-	-	-	-	-	-	-	-	-
Casual/Contractual		-	-	-	-	-	-	-	-	-
Other Compensation		-	-	-	-	-	-	-	-	-
PERA - Civilian	5010201001	-	-	-	-	-	-	-	-	-
Representation Allowance (RA)	5010202000	-	-	-	-	-	-	-	-	-
Transportation Allowance (TA)	5010203001	-	-	-	-	-	-	-	-	-
Clothing/Uniform Allowance	5010204001	-	-	-	-	-	-	-	-	-
SA - Magna Carta for Science and Technology	5010205002	-	-	-	-	-	-	-	-	-
LA - Magna Carta for Science and Technology	5010206003	-	-	-	-	-	-	-	-	-
HP - Hazard Pay	5010211004	-	-	-	-	-	-	-	-	-
LP - Longevity Pay	5010212003	-	-	-	-	-	-	-	-	-
Overtime Pay	5010213001	-	-	-	-	-	-	-	-	-
Productivity Enhancement Incentive	5010299012	-	-	-	-	-	-	-	-	-
Mid-year Bonus	5010299036	-	-	-	-	-	-	-	-	-
Year-end Bonus - Civilian	5010214001	-	-	-	-	-	-	-	-	-
Cash Gift - Civilian	5010215001	-	-	-	-	-	-	-	-	-
Pag-IBIG - Civilian	5010302001	-	-	-	-	-	-	-	-	-
Collective Negotiation Agreement Incentive	5010299011	-	-	-	-	-	-	-	-	-
Terminal Leave Benefits	5010403001	-	-	-	-	-	-	-	-	-
Philhealth - Civilian	5010303001	-	-	-	-	-	-	-	-	-
ECIP - Civilian	5010304001	-	-	-	-	-	-	-	-	-
Loyalty Award Civilian	5010499015	-	-	-	-	-	-	-	-	-
Anniversary Bonus	5010299038	-	-	-	-	-	-	-	-	-
Other Personnel Benefits	5010499099	-	-	-	-	-	-	-	-	-
<b>Maintenance and Other Operating Expenses</b>		-	2,373,861.90	1,305,493.77	531,921.90	4,211,277.57	-	15,206.60	825,000.00	1,273,239.80
Travelling Expenses		-	-	-	-	-	-	-	-	-
Local	5020101000	-	-	-	-	-	-	633.59	-	-
Foreign	5020102000	-	-	-	-	-	-	287.28	-	-
Training Expenses	5020201000	-	-	-	-	-	-	87.47	-	-
ICT Training Expense	5020201001	-	-	-	-	-	-	75.00	-	-
Supplies and Materials Expenses		-	-	-	-	-	-	-	-	-
Office Supplies Expenses	5020301002	-	155,815.00	-	-	155,815.00	-	160,259.90	-	7,065.00
ICT Office Supplies	5020301001	-	-	-	-	-	-	612.63	-	-
Accountable Forms Expenses	5020302000	-	-	-	-	-	-	-	-	-
Drug and Medicine Expenses	5020307000	-	-	-	-	-	-	84.25	-	-
Medical, Dental & Laboratory Supplies	5020308000	-	-	-	-	-	-	223.16	-	86,364.00
Fuel, Oil and Lubricants Expenses	5020309000	-	-	-	-	-	-	171.04	-	-
Agricultural Supplies	5020310000	-	-	-	-	-	-	-	-	-
Textbooks & Instructional Materials	5020311001	-	-	-	-	-	-	-	-	-
Other Supplies and Materials Expenses	5020399000	-	-	-	-	-	-	939.12	-	-





STATEMENT OF APPROPRIATIONS, ALLOTMENTS, OBLIGATIONS DISBURSEMENTS AND BALANCES  
As of the Quarter Ending March 31, 2024

Department: Department of Science and Technology  
Agency: Industrial Technology Development Institute (ITDI)  
Operating Unit:  
Org. Code: 190050000000

	Current Year Appropriations
	Supplemental Appropriations
X	Continuing Appropriations

Particulars	UACS CODE	Current Year Disbursements					Balances				
		1st Quarter Ending March 31	2nd Quarter Ending June 30	3rd Quarter Ending Sept. 30	4th Quarter Ending Dec. 31	Total	Unreleased Appropriations	Unobligated Allotment	Unpaid Obligations		
		16	17	18	19	20=(16+17+18+19)			21=(5-10)	22=(10-15)	Due and Demandable
1	2	16	17	18	19	20=(16+17+18+19)	21=(5-10)	22=(10-15)	23	24	
Utility Expenses											
Water	5020401000					-	-	82.82		-	
Electricity	5020402000		2,218,046.90	1,305,493.77		3,523,540.67	-	154.22		-	
Communication Expenses											
Postage and Courier	5020501000					-	-	498.00		-	
Telephone (Mobile)	5020502001					-	-	85.00		-	
Telephone (Landline)	5020502002					-	-	317.25		-	
Internet Subscription	5020503000					-	-	-		-	
Extraordinary and Miscellaneous Expenses	5021003000					-	-	(59,941.75)		-	
Professional Services											
Legal Services	5021101000					-	-	-		-	
Auditing Services	5021102000					-	-	68.00		-	
Consultancy Services	5021103000					-	-	259.16		-	
Other Professional Services	5021199000					-	-	686.35		-	
General Services											
Janitorial Services	5021202000					-	-	72.64		-	
Security Services	5021203000					-	-	556.71		-	
Repair and Maintenance											
Buildings and Other Structures	5021304001				531,921.90	531,921.90	-	(99,794.50)		379,811.00	
Technical and Scientific Equipment	5021305014					-	-	103.91		799,999.80	
IT Equipment	5021305003					-	-	-		-	
Transportation Equipment	5021306001					-	-	422.73		-	
Office Equipment, Furnitures and Fixtures	5021305002					-	-	84.00		-	
Infrastructure Assets	5021303000					-	-	-		-	
Subscription Expenses											
ICT Software Subscription	5029907001					-	-	5,308.80		-	
Taxes, Insurance Premium and Other Fees											
Taxes, Duties & Licenses	5021501001					-	-	52.65		-	
Fidelity Bond Premiums	5021502000					-	-	227.75		-	
Insurance Expenses	5021503000					-	-	258.72		-	
Other Maintenance & Operating Expenses											
Advertising Expenses	5029901000					-	-	3.20		-	
Printing & Publication Expenses	5029902000					-	-	88.50		-	
Representation Expenses	5029903000					-	-	1,422.34	825,000.00	-	
Transportation & Delivery Expenses	5029904000					-	-	156.24		-	
Rent/Motor Vehicles	5029905003					-	-	(47,880.00)		-	
Rent/Lease Expenses - Equipment	5029905004					-	-	47,900.00		-	
Membership Dues & Contributions to Organization	5029906000					-	-	81.00		-	
Subscription Expenses	5029907000					-	-	-		-	
Other Maintenance and Operating Expenses	5029999000					-	-	559.42		-	
<b>Capital Outlay</b>											
Motor Vehicle	5060406001					-	-	-		-	
Buildings	5060404001					-	-	2,691,875.55		2,550,522.88	
Communication Networks	5060403006					-	-	-		-	
IT Equipment and Software	5060405003					-	-	-		-	
Computer Software	5060602000					-	-	-		-	

STATEMENT OF APPROPRIATIONS, ALLOTMENTS, OBLIGATIONS DISBURSEMENTS AND BALANCES  
As of the Quarter Ending December 31, 2024

	Current Year Appropriations
	Supplemental Appropriations
X	Continuing Appropriations


Department: Department of Science and Technology  
Agency: Industrial Technology Development Institute (ITDI)  
Operating Unit:  
Org. Code: 190050000000

Particulars	UACS CODE	Appropriations			Allotments					Current Year Obligations				Total
		Authorize Appropriation	Adjustments (Trasfer (To)(From, Realignment)	Adjusted Appropriations	Allotments Received	Adjustments (Withdrawal, Realignment)	Transfer To	Transfer From	Adjusted Total Allotments	1st Quarter Ending March 31	2nd Quarter Ending June 30	3rd Quarter Ending Sept. 30	4th Quarter Ending Dec. 31	
1	2	3	4	5=3+4	6	7	8	9	10={{6+(-)7}-8+9}	11	12	13	14	15=(11+12+13+14)
Office Equipment	5060406002	-	-	-	-	-	-	-	-	-	-	-	-	-
Technical and Scientific Equipment	5060405014	-	-	-	-	-	-	-	-	-	-	-	-	-
<b>B. AUTOMATIC APPROPRIATIONS</b>														
PS-RLIP	5010301000	-	-	-	-	-	-	-	-	-	-	-	-	-
Customs Duties and Taxes														
Taxes, Duties and Licenses	5021501001	-	-	-	-	-	-	-	-	-	-	-	-	-
<b>C. SPECIAL PURPOSE FUNDS</b>														
Miscellaneous Personnel Benefits Fund (MPBF)														
Basic Salary	5010101001	-	-	-	-	-	-	-	-	-	-	-	-	-
Bonus	5010214001	-	-	-	-	-	-	-	-	-	-	-	-	-
Performance Based Bonus-Civilian	5010499099	-	-	-	-	-	-	-	-	-	-	-	-	-
Mid-year Bonus	5010299036	-	-	-	-	-	-	-	-	-	-	-	-	-
Philhealth	5010303001	-	-	-	-	-	-	-	-	-	-	-	-	-
Other Personnel Benefits	5010499099	-	-	-	-	-	-	-	-	-	-	-	-	-
Pension and Gratuity Fund (PGF)														
Terminal Leave Benefits	5010403001	-	-	-	-	-	-	-	-	-	-	-	-	-
Monetization of Leave Credits	5010499099	-	-	-	-	-	-	-	-	-	-	-	-	-
<b>GRAND TOTAL</b>		<b>11,708,406.46</b>	<b>5,000.00</b>	<b>11,713,406.46</b>	<b>11,708,406.46</b>	<b>5,000.00</b>	<b>0.00</b>	<b>0.00</b>	<b>11,713,406.46</b>	<b>3,744,220.00</b>	<b>4,104,323.42</b>	<b>2,389,235.50</b>	<b>1,314,136.88</b>	<b>11,551,915.80</b>
PS		0.00	0.00	0.00	0.00	0.00	0.00	0.00	0.00	0.00	0.00	0.00	0.00	0.00
MOOE		6,319,723.97	5,000.00	6,324,723.97	6,319,723.97	5,000.00	0.00	0.00	6,324,723.97	156,220.00	3,929,779.60	1,305,493.77	918,024.00	6,309,517.37
CO		5,388,682.49	0.00	5,388,682.49	5,388,682.49	0.00	0.00	0.00	5,388,682.49	3,588,000.00	174,543.82	1,083,741.73	396,112.88	5,242,398.43


Certified Correct:

  
JULIE ANN P. GENETA  
Administrative Officer IV  
Date:

Recommending Approval:

  
ERIC M. CHARLON  
Chief, FMD  
Date:

Approved by:

  
DR. ANNABELLE V. BRIONES  
Director  
Date:

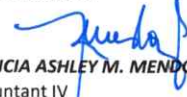
STATEMENT OF APPROPRIATIONS, ALLOTMENTS, OBLIGATIONS DISBURSEMENTS AND BALANCES  
As of the Quarter Ending March 31, 2024

Department: Department of Science and Technology  
Agency: Industrial Technology Development Institute (ITDI)  
Operating Unit:  
Org. Code: 190050000000

	Current Year Appropriations
	Supplemental Appropriations
X	Continuing Appropriations

Particulars	UACS CODE	Current Year Disbursements					Balances			
		1st Quarter Ending March 31	2nd Quarter Ending June 30	3rd Quarter Ending Sept. 30	4th Quarter Ending Dec. 31	Total	Unreleased Appropriations	Unobligated Allotment	Unpaid Obligations	
		16	17	18	19	20=(16+17+18+19)			21=(5-10)	22=(10-15)
1	2	16	17	18	19	20=(16+17+18+19)	21=(5-10)	22=(10-15)	23	24
Office Equipment	5060406002	-	-	-	-	-	-	-	-	-
Technical and Scientific Equipment	5060405014	-	-	-	-	-	-	-	-	-
<b>B. AUTOMATIC APPROPRIATIONS</b>		-	-	-	-	-	-	-	-	-
PS-RLIP	5010301000	-	-	-	-	-	-	-	-	-
Customs Duties and Taxes		-	-	-	-	-	-	-	-	-
Taxes, Duties and Licenses	5021501001	-	-	-	-	-	-	-	-	-
<b>C. SPECIAL PURPOSE FUNDS</b>		-	-	-	-	-	-	-	-	-
Miscellaneous Personnel Benefits Fund (MPBF)		-	-	-	-	-	-	-	-	-
Basic Salary	5010101001	-	-	-	-	-	-	-	-	-
Bonus	5010214001	-	-	-	-	-	-	-	-	-
Performance Based Bonus-Civilian	5010499099	-	-	-	-	-	-	-	-	-
Mid-year Bonus	5010299036	-	-	-	-	-	-	-	-	-
Philhealth	5010303001	-	-	-	-	-	-	-	-	-
Other Personnel Benefits	5010499099	-	-	-	-	-	-	-	-	-
Pension and Gratuity Fund (PGF)		-	-	-	-	-	-	-	-	-
Terminal Leave Benefits	5010403001	-	-	-	-	-	-	-	-	-
Monetization of Leave Credits	5010499099	-	-	-	-	-	-	-	-	-
<b>GRAND TOTAL</b>		<b>0.00</b>	<b>2,373,861.90</b>	<b>1,305,493.77</b>	<b>3,223,797.45</b>	<b>6,903,153.12</b>	<b>0.00</b>	<b>161,490.66</b>	<b>825,000.00</b>	<b>3,823,762.68</b>
PS		0.00	0.00	0.00	0.00	0.00	0.00	0.00	0.00	0.00
MOOE		0.00	2,373,861.90	1,305,493.77	531,921.90	4,211,277.57	0.00	15,206.60	825,000.00	1,273,239.80
CO		0.00	0.00	0.00	2,691,875.55	2,691,875.55	0.00	146,284.06	0.00	2,550,522.88


Certified Correct:

  
PATRICIA ASHLEY M. MENDOZA  
Accountant IV  
Date:

Recommending Approval:

  
ERIC M. CHARLON  
Chief, FMD  
Date:

Approved by:

  
DR. ANABELLE V. BRIONES  
Director  
Date: