

STATEMENT OF APPROPRIATIONS, ALLOTMENTS, OBLIGATIONS DISBURSEMENTS AND BALANCES  
As of the Quarter Ending December 31, 2023

Department: Science and Technology  
Agency: Industrial Technology Development Institute  
Operating Unit:  
Org. Code: 190050000000

X	Current Year Appropriations
	Supplemental Appropriations
	Continuing Appropriations

Particulars	UACS CODE	Appropriations			Allotments					Current Year Obligations				Total
		Authorize Appropriation	Adjustments (Transfer (To)/From, Realignment)	Adjusted Appropriations	Allotments Received	Adjustments (Withdrawal, Realignment)	Transfer To	Transfer From	Adjusted Total Allotments	1st Quarter Ending March 31	2nd Quarter Ending June 30	3rd Quarter Ending Sept. 30	4th Quarter Ending Dec. 31	
1	2	3	4	5=3+4	6	7	8	9	10=[(6+(-)7)-8+9]	11	12	13	14	15=(11+12+13+14)
<b>SUMMARY</b>														
<b>A. AGENCY SPECIFIC BUDGET</b>		430,916,000.00	-	430,916,000.00	430,916,000.00	-	-	-	430,916,000.00	91,451,059.85	110,817,067.99	68,186,179.17	148,682,390.64	419,136,697.65
<b>Personnel Services</b>		256,359,000.00	8,760,000.00	265,119,000.00	256,359,000.00	8,760,000.00	-	-	265,119,000.00	58,312,219.18	82,281,568.49	55,252,333.63	69,201,982.81	265,048,104.11
Salaries and Wages														
Regular	5010101001	146,680,000.00	(2,550,400.00)	144,129,600.00	146,680,000.00	(2,550,400.00)	-	-	144,129,600.00	36,331,593.03	47,853,416.10	35,737,796.50	24,202,409.41	144,125,215.04
Cashual/Contractual														
Other Compensation														
PERA - Civilian	5010201001	7,368,000.00	(151,950.00)	7,216,050.00	7,368,000.00	(151,950.00)	-	-	7,216,050.00	1,828,099.40	2,402,708.36	1,775,485.96	1,207,781.56	7,214,075.28
Representation Allowance (RA)	5010202000	702,000.00	291,300.00	993,300.00	702,000.00	291,300.00	-	-	993,300.00	223,000.00	304,000.00	241,750.00	224,500.00	993,250.00
Transportation Allowance (TA)	5010203001	702,000.00	(26,100.00)	675,900.00	702,000.00	(26,100.00)	-	-	675,900.00	144,772.72	195,909.13	162,613.65	172,272.73	675,568.23
Clothing/Uniform Allowance	5010204001	1,842,000.00	(192,000.00)	1,650,000.00	1,842,000.00	(192,000.00)	-	-	1,650,000.00	1,614,000.00	-	35,000.00	-	1,650,000.00
SA - Magna Carta for Science and Te	5010205002	11,999,000.00	(3,380,000.00)	8,619,000.00	11,999,000.00	(3,380,000.00)	-	-	8,619,000.00	2,249,512.50	2,871,944.49	2,161,947.45	1,330,433.66	8,613,838.10
LA - Magna Carta for Science and Te	5010206003	1,818,000.00	(310,000.00)	1,508,000.00	1,818,000.00	(310,000.00)	-	-	1,508,000.00	372,701.89	506,704.77	371,398.07	255,500.31	1,506,305.04
HP - Hazard Pay	5010211004	37,277,000.00	(6,678,000.00)	30,599,000.00	37,277,000.00	(6,678,000.00)	-	-	30,599,000.00	7,494,236.51	10,155,671.16	7,930,912.13	5,008,574.64	30,589,394.44
LP - Longevity Pay	5010212003	9,915,000.00	-	9,915,000.00	9,915,000.00	-	-	9,915,000.00	2,477,161.18	3,289,445.75	2,485,685.08	1,674,647.01	9,929,939.02	
Overtime Pay	5010213001	-	240,800.00	240,800.00	-	240,800.00	-	-	240,800.00	50,498.92	73,046.50	78,434.41	38,735.27	240,715.10
Productivity Enhancement Incentive	5010299012	1,535,000.00	(52,500.00)	1,482,500.00	1,535,000.00	(52,500.00)	-	-	1,482,500.00	-	-	5,000.00	1,477,500.00	
Mid-year Bonus	5010299036	12,222,000.00	(168,980.00)	12,053,020.00	12,222,000.00	(168,980.00)	-	-	12,053,020.00	-	12,046,399.00	-	-	12,046,399.00
Year-end Bonus - Civilian	5010214001	12,222,000.00	(157,670.00)	12,064,330.00	12,222,000.00	(157,670.00)	-	-	12,064,330.00	-	-	63,924.00	11,999,632.50	12,063,556.50
Cash Gift - Civilian	5010215001	1,535,000.00	(26,000.00)	1,509,000.00	1,535,000.00	(26,000.00)	-	-	1,509,000.00	-	-	3,500.00	1,500,000.00	1,503,500.00
Pag-IBIG - Civilian	5010302001	369,000.00	(8,600.00)	360,400.00	369,000.00	(8,600.00)	-	-	360,400.00	91,900.00	90,300.00	89,200.00	88,700.00	360,100.00
Collective Negotiation Agreement In	5010299011	-	8,760,000.00	8,760,000.00	-	8,760,000.00	-	-	8,760,000.00	-	-	-	8,760,000.00	8,760,000.00
Terminal Leave Benefits	5010403001	6,552,000.00	3,370,000.00	9,922,000.00	6,552,000.00	3,370,000.00	-	-	9,922,000.00	4,571,275.35	1,668,514.57	3,256,416.11	425,061.22	9,921,267.25
Philhealth - Civilian	5010303001	3,252,000.00	(411,300.00)	2,840,700.00	3,252,000.00	(411,300.00)	-	-	2,840,700.00	716,067.68	702,808.66	698,370.27	701,522.31	2,818,768.92
ECIP - Civilian	5010304001	369,000.00	(5,600.00)	363,400.00	369,000.00	(5,600.00)	-	-	363,400.00	92,400.00	90,700.00	88,900.00	87,600.00	359,600.00
Loyalty Award Civilian	5010499015	-	160,000.00	160,000.00	-	160,000.00	-	-	160,000.00	55,000.00	30,000.00	45,000.00	30,000.00	160,000.00
Anniversary Bonus	5010299038	-	-	-	-	-	-	-	-	-	-	-	-	-
Other Personnel Benefits	5010499099	-	10,045,000.00	10,045,000.00	-	10,045,000.00	-	-	10,045,000.00	-	-	20,000.00	10,017,112.19	10,037,112.19
<b>Maintenance and Other Operating Expenses</b>		134,557,000.00	(8,760,000.00)	125,797,000.00	134,557,000.00	(8,760,000.00)	-	-	125,797,000.00	14,202,028.84	28,535,499.50	12,655,870.58	64,083,877.11	119,477,276.03
Travelling Expenses														
Local	5020101000	5,066,000.00	(1,148,500.00)	3,917,500.00	5,066,000.00	(1,148,500.00)	-	-	3,917,500.00	237,552.00	440,242.00	402,040.00	2,227,732.41	3,075,566.41
Foreign	5020102000	1,587,000.00	1,630,000.00	3,217,000.00	1,587,000.00	1,630,000.00	-	-	3,217,000.00	251,538.64	382,449.94	320,039.70	2,226,284.44	3,180,312.72
Training Expenses	5020201000	2,050,000.00	60,000.00	2,110,000.00	2,050,000.00	60,000.00	-	-	2,110,000.00	145,939.36	519,090.77	666,875.05	245,607.35	1,777,512.53
ICT Training Expense	5020201001	-	12,000.00	12,000.00	-	12,000.00	-	-	12,000.00	-	-	-	11,725.00	11,725.00
Supplies and Materials Expenses														
Office Supplies Expenses	5020301002	8,358,000.00	(2,396,800.00)	5,961,200.00	8,358,000.00	(2,396,800.00)	-	-	5,961,200.00	639,870.28	555,608.72	527,612.15	4,217,368.95	5,940,460.10
ICT Office Supplies	5020301001	500,000.00	4,589,100.00	5,089,100.00	500,000.00	4,589,100.00	-	-	5,089,100.00	-	47,000.00	345,485.00	4,684,102.37	5,176,587.37
Accountable Forms Expenses	5020302000	-	15,000.00	15,000.00	-	15,000.00	-	-	15,000.00	-	800.00	10,000.00	800.00	11,600.00
Drug and Medicine Expenses	5020307000	150,000.00	(140,000.00)	10,000.00	150,000.00	(140,000.00)	-	-	10,000.00	-	-	-	915.75	915.75
Medical, Dental & Laboratory Suppli	5020308000	22,101,000.00	(3,225,000.00)	18,876,000.00	22,101,000.00	(3,225,000.00)	-	-	18,876,000.00	278,192.75	1,594,263.22	2,897,574.78	14,095,882.09	18,659,912.84
Fuel, Oil and Lubricants Expenses	5020309000	1,625,000.00	(935,000.00)	690,000.00	1,625,000.00	(935,000.00)	-	-	690,000.00	113,543.37	134,553.96	178,580.15	224,451.48	651,128.96
Agricultural Supplies	5020310000	-	-	-	-	-	-	-	-	-	-	-	-	-
Textbooks & Instructional Materials	5020311001	12,000.00	-	12,000.00	12,000.00	-	-	-	12,000.00	-	-	-	-	-
Other Supplies and Materials Expens	5020399000	1,213,000.00	1,007,000.00	2,220,000.00	1,213,000.00	1,007,000.00	-	-	2,220,000.00	40,323.40	716,327.76	411,685.59	907,124.13	2,075,460.88
Utility Expenses														
Water	5020401000	11,101,000.00	(9,105,000.00)	1,996,000.00	11,101,000.00	(9,105,000.00)	-	-	1,996,000.00	807,218.15	431,041.18	-	690,357.85	1,928,617.18
Electricity	5020402000	22,230,000.00	(6,000,000.00)	16,230,000.00	22,230,000.00	(6,000,000.00)	-	-	16,230,000.00	2,301,773.09	3,765,749.85	1,643,778.76	8,399,403.41	16,110,705.11







STATEMENT OF APPROPRIATIONS, ALLOTMENTS, OBLIGATIONS DISBURSEMENTS AND BALANCES  
As of the Quarter Ending December 31, 2023

FAR No. 1-A

Department: Science and Technology  
Agency: Industrial Technology Development Institute  
Operating Unit:  
Org. Code: 19005000000

X	Current Year Appropriations
	Supplemental Appropriations
	Continuing Appropriations

Particulars	UACS CODE	Appropriations			Allotments					Current Year Obligations				Total
		Authorize Appropriation	Adjustments (Transfer To)(From, Realignment)	Adjusted Appropriations	Allotments Received	Adjustments (Withdrawal, Realignment)	Transfer To	Transfer From	Adjusted Total Allotments	1st Quarter Ending March 31	2nd Quarter Ending June 30	3rd Quarter Ending Sept 30	4th Quarter Ending Dec. 31	
1	2	3	4	5=3+4	6	7	8	9	10=[(6+(-)7)-8+9]	11	12	13	14	15=(11+12+13+14)
<b>B. AUTOMATIC APPROPRIATIONS</b>		<b>17,601,000.00</b>	<b>-</b>	<b>17,601,000.00</b>	<b>17,601,000.00</b>	<b>-</b>	<b>-</b>	<b>-</b>	<b>17,601,000.00</b>	<b>4,392,296.95</b>	<b>4,325,867.71</b>	<b>4,287,703.25</b>	<b>4,225,752.30</b>	<b>17,231,620.21</b>
PS-RLIP	5010301000	17,601,000.00	-	17,601,000.00	17,601,000.00	-	-	-	17,601,000.00	4,392,296.95	4,325,867.71	4,287,703.25	4,225,752.30	17,231,620.21
Customs Duties and Taxes														
Taxes, Duties and Licenses	5021501001	-	-	-	-	-	-	-	-	-	-	-	-	-
<b>C. SPECIAL PURPOSE FUNDS</b>		<b>-</b>	<b>12,482,064.00</b>	<b>12,482,064.00</b>	<b>-</b>	<b>-</b>	<b>-</b>	<b>12,482,064.00</b>	<b>12,482,064.00</b>	<b>-</b>	<b>6,518,447.13</b>	<b>8,668.30</b>	<b>5,920,606.69</b>	<b>12,447,722.12</b>
Miscellaneous Personnel Benefits Fund (MPBF)		-	6,570,344.00	6,570,344.00	-	-	-	6,570,344.00	6,570,344.00	-	6,518,447.13	8,668.30	8,887.32	6,536,002.75
Basic Salary	5010101001	-	-	-	-	-	-	-	-	-	-	-	-	-
Bonus	5010214001	-	-	-	-	-	-	-	-	-	-	-	-	-
Performance Based Bonus-Civilian	5010499099	-	6,570,344.00	6,570,344.00	-	-	-	6,570,344.00	6,570,344.00	-	6,518,447.13	8,668.30	8,887.32	6,536,002.75
Mid-year Bonus	5010299036	-	-	-	-	-	-	-	-	-	-	-	-	-
Philhealth	5010303001	-	-	-	-	-	-	-	-	-	-	-	-	-
Other Personnel Benefits	5010499099	-	-	-	-	-	-	-	-	-	-	-	-	-
Pension and Gratuity Fund (PGF)		-	5,911,720.00	5,911,720.00	-	-	-	5,911,720.00	5,911,720.00	-	-	-	5,911,719.37	5,911,719.37
Terminal Leave Benefits	5010403001	-	5,911,720.00	5,911,720.00	-	-	-	5,911,720.00	5,911,720.00	-	-	-	5,911,719.37	5,911,719.37
Monetization of Leave Credits	5010499099	-	-	-	-	-	-	-	-	-	-	-	-	-
<b>GRAND TOTAL</b>		<b>448,517,000.00</b>	<b>12,482,064.00</b>	<b>460,999,064.00</b>	<b>448,517,000.00</b>	<b>-</b>	<b>-</b>	<b>12,482,064.00</b>	<b>460,999,064.00</b>	<b>95,843,356.80</b>	<b>121,661,382.83</b>	<b>72,482,550.72</b>	<b>158,828,749.63</b>	<b>448,116,039.98</b>
PS		273,960,000.00	21,242,064.00	295,202,064.00	273,960,000.00	8,760,000.00	-	12,482,064.00	295,202,064.00	62,704,516.13	93,125,883.33	59,548,705.18	79,348,341.80	294,127,446.44
MOOE		134,557,000.00	(8,760,000.00)	125,797,000.00	134,557,000.00	(8,760,000.00)	-	-	125,797,000.00	14,202,028.84	28,535,499.50	12,655,870.58	64,083,877.11	119,177,276.03
CO		40,000,000.00	-	40,000,000.00	40,000,000.00	-	-	-	40,000,000.00	18,936,811.83	-	27,974.96	15,396,530.72	34,111,317.51

Certified Correct:  ERIC M. CHARLTON AO V Date:	Certified Correct:  PATRICIA ASHLEY M. MENDOZA Accountant IV Date: 1/01/30/24	Recommending Approval:  DR. JANE F. QUIZON OIC-Deputy Director for ATS / Chief, FMD Date:	Approved by:  DR. ANABELLE V. BRIONES Director Date:
---	---	---	--

STATEMENT OF APPROPRIATIONS, ALLOTMENTS, OBLIGATIONS DISBURSEMENTS AND BALANCES  
As of the Quarter Ending December 31, 2023

Department: Science and Technology  
Agency: Industrial Technology Development Institute  
Operating Unit:  
Org. Code: 19005000000

X	Current Year Appropriations
	Supplemental Appropriations
	Continuing Appropriations

Particulars	UACS CODE	Current Year Disbursements					Balances				
		1st Quarter	2nd Quarter	3rd Quarter	4th Quarter	Total	Unreleased	Unobligated	Unpaid Obligations		
		Ending March 31	Ending June 30	Ending Sept. 30	Ending Dec. 31				Appropriations	Allotment	Due and Demandable
1	2	16	17	18	19	20=(16+17+18+19)	21=(5-10)	22=(10-15)	23	24	
<b>SUMMARY</b>											
<b>A. AGENCY SPECIFIC BUDGET</b>		<b>66,025,986.40</b>	<b>94,731,267.99</b>	<b>75,001,682.21</b>	<b>117,131,442.26</b>	<b>352,890,378.86</b>	-	<b>11,779,302.35</b>	<b>9,093,795.56</b>	<b>57,152,523.23</b>	
Personnel Services		58,258,194.78	75,939,592.00	55,162,446.62	75,365,678.10	264,725,911.50	-	70,895.89	80,000.00	242,192.61	
Salaries and Wages											
Regular	5010101001	36,312,111.48	41,528,883.95	35,806,340.99	30,304,191.69	143,951,528.11	-	4,384.96		173,686.93	
Cashual/Contractual											
Other Compensation											
PERA - Civilian	5010201001	1,828,099.40	2,400,708.36	1,777,257.29	1,206,781.56	7,212,846.61	-	1,974.72		1,228.67	
Representation Allowance (RA)	5010202000	218,000.00	299,000.00	251,750.00	179,500.00	948,250.00	-	50.00	40,000.00	5,000.00	
Transportation Allowance (TA)	5010203001	139,886.36	190,795.49	172,613.65	127,272.73	630,568.23	-	331.77	40,000.00	5,000.00	
Clothing/Uniform Allowance	5010204001	1,614,000.00		36,000.00		1,650,000.00	-				
SA - Magna Carta for Science and Te	5010205002	2,244,206.25	2,875,419.49	2,161,603.70	1,330,693.02	8,611,922.46	-	5,161.90		1,915.64	
LA - Magna Carta for Science and Te	5010206003	371,815.54	507,182.04	371,488.93	255,727.44	1,506,213.95	-	1,694.96		91.09	
HP - Hazard Pay	5010211004	7,475,772.62	10,163,437.04	7,760,809.07	5,180,012.01	30,580,030.74	-	9,605.56		9,363.70	
LP - Longevity Pay	5010212003	2,477,161.18	3,279,595.65	2,493,639.45	1,672,149.96	9,922,546.24	-	60.98		4,392.78	
Overtime Pay	5010213001	50,498.92	73,046.50	78,434.41	38,735.27	240,715.10	-	84.90			
Productivity Enhancement Incentive	5010299012				1,477,500.00	1,477,500.00	-			5,000.00	
Mid-year Bonus	5010299036		12,046,399.00			12,046,399.00	-	6,621.00			
Year-end Bonus - Civilian	5010214001			63,924.00	11,987,163.70	12,051,087.70	-	773.50		12,468.80	
Cash Gift - Civilian	5010215001			3,500.00	1,496,000.00	1,499,500.00	-	5,500.00		4,000.00	
Pag-IBIG - Civilian	5010302001	91,900.00	90,300.00	89,200.00	88,700.00	360,100.00	-	300.00			
Collective Negotiation Agreement In	5010299011				8,760,000.00	8,760,000.00	-				
Terminal Leave Benefits	5010403001	4,571,275.35	1,661,315.82	3,263,614.86	425,016.22	9,921,222.25	-	732.75		45.00	
Philhealth - Civilian	5010303001	716,067.68	702,808.66	698,370.27	701,522.31	2,818,768.92	-	21,931.08			
ECIP - Civilian	5010304001	92,400.00	90,700.00	88,900.00	87,600.00	359,600.00	-	3,800.00			
Loyalty Award Civilian	5010499015	55,000.00	30,000.00	45,000.00	30,000.00	160,000.00	-				
Anniversary Bonus	5010299038						-				
Other Personnel Benefits	5010499099				10,017,112.19	10,017,112.19	-	7,887.81		20,000.00	
Maintenance and Other Operating Expenses		7,767,791.62	16,221,003.49	15,513,562.13	35,714,482.46	75,216,839.70	-	6,319,723.97	9,013,795.56	35,246,640.77	
Travelling Expenses											
Local	5020101000	227,792.00	432,981.00	302,336.00	1,872,026.41	2,835,135.41	-	609,933.59	270,136.00	202,295.00	
Foreign	5020102000	251,538.64	381,249.94	282,435.13	1,869,711.66	2,784,935.37	-	36,687.28	334,418.73	60,958.62	
Training Expenses	5020201000	140,939.36	352,429.17	452,240.65	567,111.60	1,512,720.78	-	532,487.47	26,691.75	38,100.00	
ICT Training Expense	5020201001						-	275.00		11,725.00	
Supplies and Materials Expenses											
Office Supplies Expenses	5020301002	444,212.05	266,130.68	514,461.88	759,935.98	1,984,740.59	-	20,739.90	69,872.95	3,885,846.56	
ICT Office Supplies	5020301001		4,000.00	57,777.00	413,963.60	475,740.60	-	12,512.63	311,335.00	4,289,511.77	
Accountable Forms Expenses	5020302000		800.00	10,000.00	800.00	11,600.00	-	3,400.00			
Drug and Medicine Expenses	5020307000				915.75	915.75	-	9,084.25			
Medical, Dental & Laboratory Suppli	5020308000	51,492.75	128,840.75	1,228,230.65	3,338,572.53	4,747,136.68	-	10,087.16	996,879.67	13,121,896.49	
Fuel, Oil and Lubricants Expenses	5020309000	113,543.37	134,553.96	161,535.20	176,478.01	586,110.54	-	38,871.04	42,358.42	22,660.00	
Agricultural Supplies	5020310000						-				
Textbooks & Instructional Materials	5020311001						-	12,000.00			
Other Supplies and Materials Expen:	5020399000	17,204.00	500,382.16	482,485.89	692,109.28	1,692,181.33	-	144,539.12	95,424.76	287,854.79	
Utility Expenses											
Water	5020401000	807,218.15	277,041.18	50,700.00	650,396.13	1,785,355.46	-	67,382.82	84,291.72	58,970.00	
Electricity	5020402000	2,301,773.09	3,765,749.85	1,643,778.76	6,275,649.84	13,986,951.54	-	119,294.89	2,123,753.57		






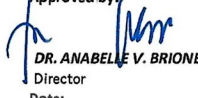
STATEMENT OF APPROPRIATIONS, ALLOTMENTS, OBLIGATIONS DISBURSEMENTS AND BALANCES  
As of the Quarter Ending December 31, 2023

FAR No. 1-A

Department: Science and Technology  
Agency: Industrial Technology Development Institute  
Operating Unit:  
Org. Code: 19005000000

X	Current Year Appropriations
	Supplemental Appropriations
	Continuing Appropriations

Particulars	UACS CODE	Current Year Disbursements					Balances				
		1st Quarter	2nd Quarter	3rd Quarter	4th Quarter	Total	Unreleased	Unobligated	Unpaid Obligations		
		Ending March 31	Ending June 30	Ending Sept. 30	Ending Dec. 31				Due and Demandable	Not Yet Due and Demandable	
1	2	16	17	18	19	20=(16+17+18+19)	21=(5-10)	22=(10-15)	23	24	
<b>B. AUTOMATIC APPROPRIATIONS</b>		4,392,296.95	4,325,867.71	4,287,703.25	4,225,752.30	17,231,620.21	-	369,379.79	-	-	
PS-RLIP	5010301000	4,392,296.95	4,325,867.71	4,287,703.25	4,225,752.30	17,231,620.21	-	369,379.79	-	-	
Customs Duties and Taxes		-	-	-	-	-	-	-	-	-	
Taxes, Duties and Licenses	5021501001	-	-	-	-	-	-	-	-	-	
<b>C. SPECIAL PURPOSE FUNDS</b>		-	6,499,601.56	27,513.87	5,920,606.69	12,447,722.12	-	34,341.88	-	(0.00)	
Miscellaneous Personnel Benefits Fund (MPBF)		-	6,499,601.56	27,513.87	8,887.32	6,536,002.75	-	34,341.25	-	(0.00)	
Basic Salary	5010101001	-	-	-	-	-	-	-	-	-	
Bonus	5010214001	-	-	-	-	-	-	-	-	-	
Performance Based Bonus-Civilian	5010499099	-	6,499,601.56	27,513.87	8,887.32	6,536,002.75	-	34,341.25	-	(0.00)	
Mid-year Bonus	5010299036	-	-	-	-	-	-	-	-	-	
Philhealth	5010303001	-	-	-	-	-	-	-	-	-	
Other Personnel Benefits	5010499099	-	-	-	-	-	-	-	-	-	
Pension and Gratuity Fund (PGF)		-	-	-	5,911,719.37	5,911,719.37	-	0.63	-	-	
Terminal Leave Benefits	5010403001	-	-	-	5,911,719.37	5,911,719.37	-	0.63	-	-	
Monetization of Leave Credits	5010499099	-	-	-	-	-	-	-	-	-	
<b>GRAND TOTAL</b>		<b>70,418,283.35</b>	<b>105,556,737.26</b>	<b>79,316,899.33</b>	<b>127,277,801.25</b>	<b>382,569,721.19</b>	-	<b>12,183,024.02</b>	<b>9,093,795.56</b>	<b>57,152,523.23</b>	
PS		62,650,491.73	86,765,061.27	59,477,663.74	85,512,037.09	294,405,253.83	-	474,617.56	80,000.00	242,192.61	
MOOE		7,767,791.62	16,221,003.49	15,513,562.13	35,714,482.46	75,216,839.70	-	6,319,723.97	9,013,795.56	35,246,640.77	
CO		-	2,570,672.50	4,325,673.46	6,051,281.70	12,947,627.66	-	5,388,682.49	-	21,663,689.85	

<p>Certified Correct:</p>  <p>ERIC M. CHARLTON AO V Date:</p>	<p>Certified Correct:</p>  <p>PATRICIA ASHLEY M. MENDOZA Accountant IV Date: 01/30/24</p>	<p>Recommending Approval:</p>  <p>DR. JANET F. QUIZON OIC - Deputy Director for ATS / Chief, FMD Date:</p>	<p>Approved by:</p>  <p>DR. ANABELLE V. BRIONES Director Date:</p>
---	--	--	--

SUMMARY OF APPROPRIATIONS, ALLOTMENTS, OBLIGATIONS, DISBURSEMENTS AND BALANCES BY OBJECT OF EXPENDITURES
As at the Quarter Ending December 31, 2023

Department : Department of Science and Technology (DOST)
Agency/Entity : Industrial Technology Development Institute
Operating Unit : < not applicable >
Organization Code (UACS) : 19 005 0000000
Fund Cluster : 01 - Regular Agency Fund
(e.g. UACS Fund Cluster: 01-Regular Agency Fund, 02-Foreign Assisted Projects Fund, 03-Special Account-Locally Funded/Domestic Grants Fund, and 04-Special Account-Foreign Assisted/Foreign Grants Fund)

Current Year Appropriations
Supplemental Appropriations
Continuing Appropriations

Table with columns: Particulars, UACS CODE, Appropriations, Allotments, Adjustments, Obligations, Disbursements, Balances. Rows include SUMMARY, AGENCY SPECIFIC BUDGET, Maintenance and Other Operating Expenses, and various sub-categories like Travelling Expenses, Training Expenses, etc.

Department : Department of Science and Technology (DOST)  
Agency/Entity : Industrial Technology Development Institute  
Operating Unit : < not applicable >  
Organization Code (UACS) : 19 005 000000  
Fund Cluster : 01 - Regular Agency Fund

	Current Year Appropriations
	Supplemental Appropriations
X	Continuing Appropriations

(e.g. UACS Fund Cluster: 01-Regular Agency Fund, 02-Foreign Assisted Projects Fund, 03-Special Account-Locally Funded/Domestic Grants Fund, and 04-Special Account-Foreign Assisted/Foreign Grants Fund)

Particulars	UACS CODE	Appropriations				Allotments					Obligations				Disbursements				Balances				
		Authorized Appropriations	Adjustments (Transfer To/From, Modifications/Augmentations)	Adjusted Appropriations	Allocments Received	Adjustments (Reductions, Modifications/Augmentations)	Transfer To	Transfer From	Adjusted Allotments	1st Quarter Ending March 31	2nd Quarter Ending June 30	3rd Quarter Ending September 30	4th Quarter Ending December 31	Total	1st Quarter Ending March 31	2nd Quarter Ending June 30	3rd Quarter Ending September 30	4th Quarter Ending December 31	Total	Unreleased Appropriations	Unobligated Allotments	Unpaid Obligations (15-20)=(23+24)	
1	2	3	4	5=(3+4)	6	7	8	9	10=[(6+(-1)-7)-8+9]	11	12	13	14	15=(11+12+13+14)	16	17	18	19	20=(16+17+18+19)	21=(5-10)	22=(10-15)	23	24
Motor Vehicles	5021300001	50,000.00	0.00	50,000.00	50,000.00	0.00	0.00	0.00	50,000.00	0.00	0.00	0.00	0.00	0.00	0.00	0.00	0.00	0.00	0.00	0.00	0.00	0.00	0.00
Repairs and Maintenance - Semi-Expendable	5021321000	3,258.99	0.00	3,258.99	3,258.99	0.00	0.00	0.00	3,258.99	0.00	0.00	0.00	0.00	0.00	0.00	0.00	0.00	0.00	0.00	0.00	0.00	50,000.00	0.00
Information and Communications Technology	5021321003	3,258.99	0.00	3,258.99	3,258.99	0.00	0.00	0.00	3,258.99	0.00	0.00	0.00	0.00	0.00	0.00	0.00	0.00	0.00	0.00	0.00	0.00	3,258.99	0.00
Taxes, Insurance Premiums and Other Fees		617,885.98	0.00	617,885.98	617,885.98	0.00	0.00	0.00	617,885.98	0.00	0.00	0.00	0.00	0.00	0.00	0.00	0.00	0.00	0.00	0.00	0.00	3,258.99	0.00
Taxes, Duties and Licenses	5021501000	245,955.53	0.00	245,955.53	245,955.53	0.00	0.00	0.00	245,955.53	0.00	0.00	0.00	0.00	0.00	0.00	0.00	0.00	0.00	0.00	0.00	0.00	617,885.98	0.00
Taxes, Duties and Licenses	5021501001	245,955.53	0.00	245,955.53	245,955.53	0.00	0.00	0.00	245,955.53	0.00	0.00	0.00	0.00	0.00	0.00	0.00	0.00	0.00	0.00	0.00	0.00	3,258.99	0.00
Fidelity Bond Premiums	5021502000	11,250.50	0.00	11,250.50	11,250.50	0.00	0.00	0.00	11,250.50	0.00	0.00	0.00	0.00	0.00	0.00	0.00	0.00	0.00	0.00	0.00	0.00	245,955.53	0.00
Insurance Expenses	5021503000	360,479.95	0.00	360,479.95	360,479.95	0.00	0.00	0.00	360,479.95	0.00	0.00	0.00	0.00	0.00	0.00	0.00	0.00	0.00	0.00	0.00	0.00	11,250.50	0.00
Other Maintenance and Operating Expenses		1,206,249.76	0.00	1,206,249.76	1,206,249.76	0.00	0.00	0.00	1,206,249.76	0.00	5,073.00	0.00	0.00	5,073.00	0.00	5,073.00	0.00	0.00	0.00	0.00	0.00	360,479.95	0.00
Advertising Expenses	5028901000	60,000.00	0.00	60,000.00	60,000.00	0.00	0.00	0.00	60,000.00	0.00	0.00	0.00	0.00	0.00	0.00	5,073.00	0.00	0.00	0.00	0.00	0.00	1,206,249.76	0.00
Printing and Publication Expenses	5028902000	182,148.22	0.00	182,148.22	182,148.22	0.00	0.00	0.00	182,148.22	0.00	0.00	0.00	0.00	0.00	0.00	0.00	0.00	0.00	0.00	0.00	0.00	60,000.00	0.00
Representation Expenses	5028903000	81,349.39	0.00	81,349.39	81,349.39	0.00	0.00	0.00	81,349.39	0.00	0.00	0.00	0.00	0.00	0.00	0.00	0.00	0.00	0.00	0.00	0.00	182,148.22	0.00
Transportation and Delivery Expenses	5028904000	288,508.09	0.00	288,508.09	288,508.09	0.00	0.00	0.00	288,508.09	0.00	0.00	0.00	0.00	0.00	0.00	0.00	0.00	0.00	0.00	0.00	0.00	81,349.39	0.00
Rent/Lease Expenses	5028905000	145,000.00	0.00	145,000.00	145,000.00	0.00	0.00	0.00	145,000.00	0.00	0.00	0.00	0.00	0.00	0.00	0.00	0.00	0.00	0.00	0.00	0.00	288,508.09	0.00
Rents - Motor Vehicles	5028905003	10,000.00	0.00	10,000.00	10,000.00	0.00	0.00	0.00	10,000.00	0.00	0.00	0.00	0.00	0.00	0.00	0.00	0.00	0.00	0.00	0.00	0.00	145,000.00	0.00
Rents - Equipment	5028905004	135,000.00	0.00	135,000.00	135,000.00	0.00	0.00	0.00	135,000.00	0.00	0.00	0.00	0.00	0.00	0.00	0.00	0.00	0.00	0.00	0.00	0.00	10,000.00	0.00
Membership Dues and Contributions to	5028906000	4,249.75	0.00	4,249.75	4,249.75	0.00	0.00	0.00	4,249.75	0.00	0.00	0.00	0.00	0.00	0.00	0.00	0.00	0.00	0.00	0.00	0.00	135,000.00	0.00
Subscription Expenses	5028907000	116,460.00	0.00	116,460.00	116,460.00	0.00	0.00	0.00	116,460.00	0.00	0.00	0.00	0.00	0.00	0.00	0.00	0.00	0.00	0.00	0.00	0.00	4,249.75	0.00
ICT Software Subscription	5028907001	3,100.00	0.00	3,100.00	3,100.00	0.00	0.00	0.00	3,100.00	0.00	0.00	0.00	0.00	0.00	0.00	0.00	0.00	0.00	0.00	0.00	0.00	116,460.00	0.00
Other Subscription Expenses	5028907999	113,360.00	0.00	113,360.00	113,360.00	0.00	0.00	0.00	113,360.00	0.00	0.00	0.00	0.00	0.00	0.00	0.00	0.00	0.00	0.00	0.00	0.00	3,100.00	0.00
Other Maintenance and Operating Expenses	5028999000	348,536.31	0.00	348,536.31	348,536.31	0.00	0.00	0.00	348,536.31	0.00	0.00	0.00	0.00	0.00	0.00	0.00	0.00	0.00	0.00	0.00	0.00	113,360.00	0.00
Other Maintenance and Operating Expenses	5028999099	348,536.31	0.00	348,536.31	348,536.31	0.00	0.00	0.00	348,536.31	0.00	0.00	0.00	0.00	0.00	0.00	0.00	0.00	0.00	0.00	0.00	0.00	348,536.31	0.00
Capital Outlays		1,550,594.08	0.00	1,550,594.08	1,550,594.08	0.00	0.00	0.00	1,550,594.08	180,320.00	(189,320.00)	196,420.00	1,127,067.88	1,394,487.88	0.00	0.00	267,420.00	0.00	267,420.00	0.00	0.00	156,108.40	0.00
Property, Plant and Equipment Outlay		1,550,594.08	0.00	1,550,594.08	1,550,594.08	0.00	0.00	0.00	1,550,594.08	180,320.00	(189,320.00)	196,420.00	1,127,067.88	1,394,487.88	0.00	0.00	267,420.00	0.00	267,420.00	0.00	0.00	1,127,067.88	0.00
Buildings and Other Structures	5060404000	1,475,794.08	0.00	1,475,794.08	1,475,794.08	0.00	0.00	0.00	1,475,794.08	180,320.00	(189,320.00)	196,420.00	1,127,067.88	1,323,487.88	0.00	0.00	196,420.00	0.00	196,420.00	0.00	0.00	156,108.40	0.00
Buildings	5060404001	1,475,794.08	0.00	1,475,794.08	1,475,794.08	0.00	0.00	0.00	1,475,794.08	180,320.00	(189,320.00)	196,420.00	1,127,067.88	1,323,487.88	0.00	0.00	196,420.00	0.00	196,420.00	0.00	0.00	156,108.40	0.00
Machinery and Equipment Outlay	5060405000	71,000.00	0.00	71,000.00	71,000.00	0.00	0.00	0.00	71,000.00	0.00	0.00	0.00	0.00	71,000.00	0.00	0.00	0.00	0.00	71,000.00	0.00	0.00	71,000.00	0.00
Information and Communication Technology	5060405003	71,000.00	0.00	71,000.00	71,000.00	0.00	0.00	0.00	71,000.00	0.00	0.00	0.00	0.00	71,000.00	0.00	0.00	0.00	0.00	71,000.00	0.00	0.00	71,000.00	0.00
Transportation Equipment Outlay	5060406000	3,800.00	0.00	3,800.00	3,800.00	0.00	0.00	0.00	3,800.00	0.00	0.00	0.00	0.00	3,800.00	0.00	0.00	0.00	0.00	3,800.00	0.00	0.00	3,800.00	0.00
Motor Vehicles	5060406001	3,800.00	0.00	3,800.00	3,800.00	0.00	0.00	0.00	3,800.00	0.00	0.00	0.00	0.00	3,800.00	0.00	0.00	0.00	0.00	3,800.00	0.00	0.00	3,800.00	0.00
GRAND TOTAL		9,575,082.79	0.00	9,575,082.79	9,575,082.79	0.00	0.00	0.00	9,575,082.79	289,594.00	2,071,672.81	5,234,247.83	1,127,067.88	8,721,982.32	103,067.19	2,160,411.31	5,329,137.42	0.00	7,592,615.32	0.00	853,100.47	0.00	1,129,366.40

Certified Correct:  
ERIC M. QUIZON  
Budget Officer  
Date: January 30, 2024 08:28 AM

Certified Correct:  
PATRICK ASHLEY M. MENDOZA  
Accountant I  
Date: January 30, 2024 08:28 AM

Recommending Approval By:  
DR. JANET F. QUIZON  
Chief, FMD  
Date:

Approved By:  
DR. ANNABELLE V. BRIONES  
Director  
Date: January 30, 2024 08:28 AM