

SUMMARY OF APPROPRIATIONS, ALLOTMENTS, OBLIGATIONS, DISBURSEMENTS AND BALANCES BY OBJECT OF EXPENDITURES
As at the Quarter Ending March 31, 2023

Department: Department of Science and Technology (DOST)
 Agency/Entity: Industrial Technology Development Institute
 Operating Unit: < not applicable >
 Organization Code (UACS) : 19 005 0000000
 Fund Cluster: 01 Regular Agency Fund

	Current Year Appropriations
	Supplemental Appropriations
X	Continuing Appropriations

(e.g. UACS Fund Cluster: 01-Regular Agency Fund, 02-Foreign Assisted Projects Fund, 03-Special Account-Locally Funded/Domestic Grants Fund, and 04-Special Account-Foreign Assisted/Foreign Grants Fund)

Particulars	UACS CODE	Appropriations				Allotments				Obligations					Disbursements					Balances			
		Authorized Appropriations	Adjustments (Transfer To/From, Modifications/ Augmentations)	Adjusted Appropriations	Allotments Received	Adjustments (Reductions, Modifications/ Augmentations)	Transfer To	Transfer From	Adjusted Allotments	1st Quarter Ending March 31	2nd Quarter Ending June 30	3rd Quarter Ending Sept. 30	4th Quarter Ending Dec. 31	TOTAL	1st Quarter Ending March 31	2nd Quarter Ending June 30	3rd Quarter Ending Sept. 30	4th Quarter Ending Dec. 31	TOTAL	Unreleased Appropriations	Unobligated Allotments	Unpaid Obligations (15-20)+(23+24)	
		3	4	5=(3+4)	6	7	8	9	10=[(6+(-17) -8+9)	11	12	13	14	15=(11+12+13+14)	16	17	18	19	20=(16+17+18+19)	21=(5-10)	22=(10-15)	23	24
SUMMARY		9,575,082.79	0.00	9,575,082.79	9,575,082.79	0.00	0.00	0.00	9,575,082.79	289,594.00	0.00	0.00	0.00	289,594.00	103,067.19	0.00	0.00	0.00	103,067.19	0.00	9,285,488.79	0.00	186,526.81
I CONTINUING APPROPRIATIONS		9,575,082.79	0.00	9,575,082.79	9,575,082.79	0.00	0.00	0.00	9,575,082.79	289,594.00	0.00	0.00	0.00	289,594.00	103,067.19	0.00	0.00	0.00	103,067.19	0.00	9,285,488.79	0.00	186,526.81
I Agency Specific Budget		9,575,082.79	0.00	9,575,082.79	9,575,082.79	0.00	0.00	0.00	9,575,082.79	289,594.00	0.00	0.00	0.00	289,594.00	103,067.19	0.00	0.00	0.00	103,067.19	0.00	9,285,488.79	0.00	186,526.81
Maintenance and Other Operating Expenses		8,024,488.71	0.00	8,024,488.71	8,024,488.71	0.00	0.00	0.00	8,024,488.71	109,274.00	0.00	0.00	0.00	109,274.00	103,067.19	0.00	0.00	0.00	103,067.19	0.00	7,915,214.71	0.00	6,206.81
Traveling Expenses	502010000	599,603.31	0.00	599,603.31	599,603.31	0.00	0.00	0.00	599,603.31	0.00	0.00	0.00	0.00	0.00	0.00	0.00	0.00	0.00	0.00	0.00	599,603.31	0.00	0.00
Traveling Expenses - Local	502010100	541,956.75	0.00	541,956.75	541,956.75	0.00	0.00	0.00	541,956.75	0.00	0.00	0.00	0.00	0.00	0.00	0.00	0.00	0.00	0.00	0.00	541,956.75	0.00	0.00
Traveling Expenses - Foreign	502010200	57,646.56	0.00	57,646.56	57,646.56	0.00	0.00	0.00	57,646.56	0.00	0.00	0.00	0.00	0.00	0.00	0.00	0.00	0.00	0.00	0.00	57,646.56	0.00	0.00
Training and Scholarship Expenses	502020000	947,890.68	0.00	947,890.68	947,890.68	0.00	0.00	0.00	947,890.68	0.00	0.00	0.00	0.00	0.00	0.00	0.00	0.00	0.00	0.00	0.00	947,890.68	0.00	0.00
Training Expenses	502020100	947,890.68	0.00	947,890.68	947,890.68	0.00	0.00	0.00	947,890.68	0.00	0.00	0.00	0.00	0.00	0.00	0.00	0.00	0.00	0.00	0.00	947,890.68	0.00	0.00
Training Expenses	502020102	947,890.68	0.00	947,890.68	947,890.68	0.00	0.00	0.00	947,890.68	0.00	0.00	0.00	0.00	0.00	0.00	0.00	0.00	0.00	0.00	0.00	947,890.68	0.00	0.00
Supplies and Materials Expense	502030000	1,766,158.18	0.00	1,766,158.18	1,766,158.18	0.00	0.00	0.00	1,766,158.18	2,000.00	0.00	0.00	0.00	2,000.00	0.00	0.00	0.00	0.00	2,000.00	0.00	1,764,158.18	0.00	2,000.00
Office Supplies Expenses	502030100	379,891.45	0.00	379,891.45	379,891.45	0.00	0.00	0.00	379,891.45	0.00	0.00	0.00	0.00	0.00	0.00	0.00	0.00	0.00	0.00	0.00	379,891.45	0.00	0.00
ICT Office Supplies	502030101	31,887.15	0.00	31,887.15	31,887.15	0.00	0.00	0.00	31,887.15	0.00	0.00	0.00	0.00	0.00	0.00	0.00	0.00	0.00	0.00	0.00	31,887.15	0.00	0.00
Office Supplies Expenses	502030102	347,804.30	0.00	347,804.30	347,804.30	0.00	0.00	0.00	347,804.30	0.00	0.00	0.00	0.00	0.00	0.00	0.00	0.00	0.00	0.00	0.00	347,804.30	0.00	0.00
Drugs and Medicines Expenses	502030700	485.00	0.00	485.00	485.00	0.00	0.00	0.00	485.00	0.00	0.00	0.00	0.00	0.00	0.00	0.00	0.00	0.00	0.00	0.00	485.00	0.00	0.00
Medical, Dental and Laboratory Supplies	502030800	858,748.57	0.00	858,748.57	858,748.57	0.00	0.00	0.00	858,748.57	2,000.00	0.00	0.00	0.00	2,000.00	0.00	0.00	0.00	0.00	2,000.00	0.00	856,748.57	0.00	2,000.00
Fuel, Oil and Lubricants Expenses	502030900	296,350.93	0.00	296,350.93	296,350.93	0.00	0.00	0.00	296,350.93	0.00	0.00	0.00	0.00	0.00	0.00	0.00	0.00	0.00	0.00	0.00	296,350.93	0.00	0.00
Agricultural and Marine Supplies Expenses	502031000	4,135.00	0.00	4,135.00	4,135.00	0.00	0.00	0.00	4,135.00	0.00	0.00	0.00	0.00	0.00	0.00	0.00	0.00	0.00	0.00	0.00	4,135.00	0.00	0.00
Textbooks and Instructional Materials Expenses	502031100	12,000.00	0.00	12,000.00	12,000.00	0.00	0.00	0.00	12,000.00	0.00	0.00	0.00	0.00	0.00	0.00	0.00	0.00	0.00	0.00	0.00	12,000.00	0.00	0.00
Textbooks and Instructional Materials	502031101	12,000.00	0.00	12,000.00	12,000.00	0.00	0.00	0.00	12,000.00	0.00	0.00	0.00	0.00	0.00	0.00	0.00	0.00	0.00	0.00	0.00	12,000.00	0.00	0.00
Other Supplies and Materials Expenses	502039900	244,747.23	0.00	244,747.23	244,747.23	0.00	0.00	0.00	244,747.23	0.00	0.00	0.00	0.00	0.00	0.00	0.00	0.00	0.00	0.00	0.00	244,747.23	0.00	0.00
Utility Expenses	502040000	1,030,195.57	0.00	1,030,195.57	1,030,195.57	0.00	0.00	0.00	1,030,195.57	0.00	0.00	0.00	0.00	0.00	0.00	0.00	0.00	0.00	0.00	0.00	1,030,195.57	0.00	0.00
Water Expenses	502040100	645,295.94	0.00	645,295.94	645,295.94	0.00	0.00	0.00	645,295.94	0.00	0.00	0.00	0.00	0.00	0.00	0.00	0.00	0.00	0.00	0.00	645,295.94	0.00	0.00
Electricity Expenses	502040200	384,899.63	0.00	384,899.63	384,899.63	0.00	0.00	0.00	384,899.63	0.00	0.00	0.00	0.00	0.00	0.00	0.00	0.00	0.00	0.00	0.00	384,899.63	0.00	0.00
Communication Expenses	502050000	389,073.95	0.00	389,073.95	389,073.95	0.00	0.00	0.00	389,073.95	0.00	0.00	0.00	0.00	0.00	0.00	0.00	0.00	0.00	0.00	0.00	389,073.95	0.00	0.00
Postage and Courier Services	502050100	107,310.00	0.00	107,310.00	107,310.00	0.00	0.00	0.00	107,310.00	0.00	0.00	0.00	0.00	0.00	0.00	0.00	0.00	0.00	0.00	0.00	107,310.00	0.00	0.00
Telephone Expenses	502050200	280,763.95	0.00	280,763.95	280,763.95	0.00	0.00	0.00	280,763.95	0.00	0.00	0.00	0.00	0.00	0.00	0.00	0.00	0.00	0.00	0.00	280,763.95	0.00	0.00

This report was generated using the Unified Reporting System on null version.FARIA.1.1 ; Status : SUBMITTED

Department: Department of Science and Technology (DOST)
 Agency/Entity: Industrial Technology Development Institute
 Operating Unit: < not applicable >
 Organization Code (UACS) : 19 005 0000000
 Fund Cluster: 01 Regular Agency Fund

	Current Year Appropriations
	Supplemental Appropriations
X	Continuing Appropriations

(e.g. UACS Fund Cluster: 01-Regular Agency Fund, 02-Foreign Assisted Projects Fund, 03-Special Account-Locally Funded/Domestic Grants Fund, and 04-Special Account-Foreign Assisted/Foreign Grants Fund)

Particulars	UACS CODE	Appropriations			Allotments					Obligations					Disbursements				Balances							
		Authorized Appropriations	Adjustments (Transfer To/From, Modifications/ Augmentations)	Adjusted Appropriations	Allotments Received	Adjustments (Reductions, Modifications/ Augmentations)	Transfer To	Transfer From	Adjusted Allotments	1st Quarter Ending March 31	2nd Quarter Ending June 30	3rd Quarter Ending Sept. 30	4th Quarter Ending Dec. 31	TOTAL	1st Quarter Ending March 31	2nd Quarter Ending June 30	3rd Quarter Ending Sept. 30	4th Quarter Ending Dec. 31	TOTAL	Unreleased Appropriations	Unobligated Allotments	Unpaid Obligations (15-20)=(23+24)				
		3	4	5=(3+4)	6	7	8	9	10=[6+(-)7 -8+9]	11	12	13	14	15=(11+12+13+14)	16	17	18	19	20=(16+17+18+19)	21=(5-10)	22=(10-15)	23	24			
Mobile	502050201	120,469.56	0.00	120,469.56	120,469.56	0.00	0.00	0.00	120,469.56	0.00	0.00	0.00	0.00	0.00	0.00	0.00	0.00	0.00	0.00	0.00	0.00	120,469.56	0.00	0.00	0.00	0.00
Landline	502050202	140,294.39	0.00	140,294.39	140,294.39	0.00	0.00	0.00	140,294.39	0.00	0.00	0.00	0.00	0.00	0.00	0.00	0.00	0.00	0.00	0.00	0.00	140,294.39	0.00	0.00	0.00	0.00
Internet Subscription Expenses	502050300	21,000.00	0.00	21,000.00	21,000.00	0.00	0.00	0.00	21,000.00	0.00	0.00	0.00	0.00	0.00	0.00	0.00	0.00	0.00	0.00	0.00	0.00	21,000.00	0.00	0.00	0.00	0.00
Confidential, Intelligence and Extraordinary	502100000	330,442.75	0.00	330,442.75	330,442.75	0.00	0.00	0.00	330,442.75	0.00	0.00	0.00	0.00	0.00	0.00	0.00	0.00	0.00	0.00	0.00	0.00	330,442.75	0.00	0.00	0.00	0.00
Extraordinary and Miscellaneous Expenses	502100300	330,442.75	0.00	330,442.75	330,442.75	0.00	0.00	0.00	330,442.75	0.00	0.00	0.00	0.00	0.00	0.00	0.00	0.00	0.00	0.00	0.00	0.00	330,442.75	0.00	0.00	0.00	0.00
Professional Services	502100000	428,128.39	0.00	428,128.39	428,128.39	0.00	0.00	0.00	428,128.39	107,274.00	0.00	0.00	0.00	107,274.00	103,067.19	0.00	0.00	0.00	103,067.19	0.00	0.00	320,854.39	0.00	4,206.81	0.00	0.00
Legal Services	502110100	2,450.00	0.00	2,450.00	2,450.00	0.00	0.00	0.00	2,450.00	0.00	0.00	0.00	0.00	0.00	0.00	0.00	0.00	0.00	0.00	0.00	2,450.00	0.00	0.00	0.00	0.00	0.00
Auditing Services	502110200	1,900.00	0.00	1,900.00	1,900.00	0.00	0.00	0.00	1,900.00	0.00	0.00	0.00	0.00	0.00	0.00	0.00	0.00	0.00	0.00	0.00	1,900.00	0.00	0.00	0.00	0.00	0.00
Consultancy Services	502110300	0.00	0.00	0.00	0.00	0.00	0.00	0.00	0.00	0.00	0.00	0.00	0.00	0.00	0.00	0.00	0.00	0.00	0.00	0.00	0.00	0.00	0.00	0.00	0.00	0.00
Consultancy Services	502110302	0.00	0.00	0.00	0.00	0.00	0.00	0.00	0.00	0.00	0.00	0.00	0.00	0.00	0.00	0.00	0.00	0.00	0.00	0.00	0.00	0.00	0.00	0.00	0.00	0.00
Other Professional Services	502119900	423,778.39	0.00	423,778.39	423,778.39	0.00	0.00	0.00	423,778.39	107,274.00	0.00	0.00	0.00	107,274.00	103,067.19	0.00	0.00	0.00	103,067.19	0.00	0.00	318,504.39	0.00	4,206.81	0.00	0.00
General Services	502120000	447,886.15	0.00	447,886.15	447,886.15	0.00	0.00	0.00	447,886.15	0.00	0.00	0.00	0.00	0.00	0.00	0.00	0.00	0.00	0.00	0.00	0.00	447,886.15	0.00	0.00	0.00	0.00
Janitorial Services	502120200	348,019.48	0.00	348,019.48	348,019.48	0.00	0.00	0.00	348,019.48	0.00	0.00	0.00	0.00	0.00	0.00	0.00	0.00	0.00	0.00	0.00	0.00	348,019.48	0.00	0.00	0.00	0.00
Security Services	502120300	99,866.67	0.00	99,866.67	99,866.67	0.00	0.00	0.00	99,866.67	0.00	0.00	0.00	0.00	0.00	0.00	0.00	0.00	0.00	0.00	0.00	0.00	99,866.67	0.00	0.00	0.00	0.00
Repairs and Maintenance	502130000	281,373.99	0.00	281,373.99	281,373.99	0.00	0.00	0.00	281,373.99	0.00	0.00	0.00	0.00	0.00	0.00	0.00	0.00	0.00	0.00	0.00	0.00	281,373.99	0.00	0.00	0.00	0.00
Repairs and Maintenance - Infrastructure	502130300	1,100.00	0.00	1,100.00	1,100.00	0.00	0.00	0.00	1,100.00	0.00	0.00	0.00	0.00	0.00	0.00	0.00	0.00	0.00	0.00	0.00	0.00	1,100.00	0.00	0.00	0.00	0.00
Other Infrastructure Assets	502130399	1,100.00	0.00	1,100.00	1,100.00	0.00	0.00	0.00	1,100.00	0.00	0.00	0.00	0.00	0.00	0.00	0.00	0.00	0.00	0.00	0.00	0.00	1,100.00	0.00	0.00	0.00	0.00
Repairs and Maintenance - Buildings and Other	502130400	127,450.00	0.00	127,450.00	127,450.00	0.00	0.00	0.00	127,450.00	0.00	0.00	0.00	0.00	0.00	0.00	0.00	0.00	0.00	0.00	0.00	0.00	127,450.00	0.00	0.00	0.00	0.00
Buildings	502130401	127,450.00	0.00	127,450.00	127,450.00	0.00	0.00	0.00	127,450.00	0.00	0.00	0.00	0.00	0.00	0.00	0.00	0.00	0.00	0.00	0.00	0.00	127,450.00	0.00	0.00	0.00	0.00
Repairs and Maintenance - Machinery and	502130500	79,567.00	0.00	79,567.00	79,567.00	0.00	0.00	0.00	79,567.00	0.00	0.00	0.00	0.00	0.00	0.00	0.00	0.00	0.00	0.00	0.00	0.00	79,567.00	0.00	0.00	0.00	0.00
Office Equipment	502130502	69,850.00	0.00	69,850.00	69,850.00	0.00	0.00	0.00	69,850.00	0.00	0.00	0.00	0.00	0.00	0.00	0.00	0.00	0.00	0.00	0.00	0.00	69,850.00	0.00	0.00	0.00	0.00
Technical and Scientific Equipment	502130504	9,717.00	0.00	9,717.00	9,717.00	0.00	0.00	0.00	9,717.00	0.00	0.00	0.00	0.00	0.00	0.00	0.00	0.00	0.00	0.00	0.00	0.00	9,717.00	0.00	0.00	0.00	0.00
Repairs and Maintenance - Transportation	502130600	50,000.00	0.00	50,000.00	50,000.00	0.00	0.00	0.00	50,000.00	0.00	0.00	0.00	0.00	0.00	0.00	0.00	0.00	0.00	0.00	0.00	0.00	50,000.00	0.00	0.00	0.00	0.00
Motor Vehicles	502130601	50,000.00	0.00	50,000.00	50,000.00	0.00	0.00	0.00	50,000.00	0.00	0.00	0.00	0.00	0.00	0.00	0.00	0.00	0.00	0.00	0.00	0.00	50,000.00	0.00	0.00	0.00	0.00
Repairs and Maintenance - Semi-Expendable	502132100	3,256.99	0.00	3,256.99	3,256.99	0.00	0.00	0.00	3,256.99	0.00	0.00	0.00	0.00	0.00	0.00	0.00	0.00	0.00	0.00	0.00	0.00	3,256.99	0.00	0.00	0.00	0.00
Information and Communications Technology	502132103	3,256.99	0.00	3,256.99	3,256.99	0.00	0.00	0.00	3,256.99	0.00	0.00	0.00	0.00	0.00	0.00	0.00	0.00	0.00	0.00	0.00	0.00	3,256.99	0.00	0.00	0.00	0.00
Taxes, Insurance Premiums and Other Fees	502150000	617,685.98	0.00	617,685.98	617,685.98	0.00	0.00	0.00	617,685.98	0.00	0.00	0.00	0.00	0.00	0.00	0.00	0.00	0.00	0.00	0.00	0.00	617,685.98	0.00	0.00	0.00	0.00
Taxes, Duties and Licenses	502150100	245,955.53	0.00	245,955.53	245,955.53	0.00	0.00	0.00	245,955.53	0.00	0.00	0.00	0.00	0.00	0.00	0.00	0.00	0.00	0.00	0.00	0.00	245,955.53	0.00	0.00	0.00	0.00
Taxes, Duties and Licenses	502150101	245,955.53	0.00	245,955.53	245,955.53	0.00	0.00	0.00	245,955.53	0.00	0.00	0.00	0.00	0.00	0.00	0.00	0.00	0.00	0.00	0.00	0.00	245,955.53	0.00	0.00	0.00	0.00
Fidelity Bond Premiums	502150200	11,250.50	0.00	11,250.50	11,250.50	0.00	0.00	0.00	11,250.50	0.00	0.00	0.00	0.00	0.00	0.00	0.00	0.00	0.00	0.00	0.00	0.00	11,250.50	0.00	0.00	0.00	0.00
Insurance Expenses	502150300	360,479.95	0.00	360,479.95	360,479.95	0.00	0.00	0.00	360,479.95	0.00	0.00	0.00	0.00	0.00	0.00	0.00	0.00	0.00	0.00	0.00	0.00	360,479.95	0.00	0.00	0.00	0.00

This report was generated using the Unified Reporting System on null version.FARIA.1.1 ; Status : SUBMITTED

Department: Department of Science and Technology (DOST)
 Agency/Entity: Industrial Technology Development Institute
 Operating Unit: < not applicable >
 Organization Code (UACS): 19 005 000000
 Fund Cluster: 01 Regular Agency Fund


	Current Year Appropriations
	Supplemental Appropriations
X	Continuing Appropriations

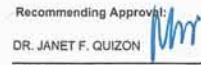
(e.g. UACS Fund Cluster: 01-Regular Agency Fund, 02-Foreign Assisted Projects Fund, 03-Special Account-Locally Funded/Domestic Grants Fund, and 04-Special Account-Foreign Assisted/Foreign Grants Fund)


Particulars	UACS CODE	Appropriations			Allotments					Obligations				Disbursements					Balances							
		Authorized Appropriations	Adjustments (Transfer To/From, Modifications/ Augmentations)	Adjusted Appropriations	Allotments Received	Adjustments (Reductions, Modifications/ Augmentations)	Transfer To	Transfer From	Adjusted Allotments	1st Quarter Ending March 31	2nd Quarter Ending June 30	3rd Quarter Ending Sept. 30	4th Quarter Ending Dec. 31	TOTAL	1st Quarter Ending March 31	2nd Quarter Ending June 30	3rd Quarter Ending Sept. 30	4th Quarter Ending Dec. 31	TOTAL	Unreleased Appropriations	Unobligated Allotments	Unpaid Obligations (15-20)=(23+24)				
		3	4	5=(3+4)	6	7	8	9	10=[(8+(-)7)-\$+9]	11	12	13	14	15=(11+12+13+14)	16	17	18	19	20=(16+17+18+19)	21=(5-10)	22=(10-15)	23	24			
Other Maintenance and Operating Expenses	502990000	1,206,249.76	0.00	1,206,249.76	1,206,249.76	0.00	0.00	0.00	1,206,249.76	0.00	0.00	0.00	0.00	0.00	0.00	0.00	0.00	0.00	0.00	0.00	0.00	1,206,249.76	0.00	0.00	0.00	
Advertising Expenses	502990100	60,000.00	0.00	60,000.00	60,000.00	0.00	0.00	0.00	60,000.00	0.00	0.00	0.00	0.00	0.00	0.00	0.00	0.00	0.00	0.00	0.00	0.00	60,000.00	0.00	0.00	0.00	
Printing and Publication Expenses	502990200	182,148.22	0.00	182,148.22	182,148.22	0.00	0.00	0.00	182,148.22	0.00	0.00	0.00	0.00	0.00	0.00	0.00	0.00	0.00	0.00	0.00	0.00	182,148.22	0.00	0.00	0.00	
Representation Expenses	502990300	81,349.39	0.00	81,349.39	81,349.39	0.00	0.00	0.00	81,349.39	0.00	0.00	0.00	0.00	0.00	0.00	0.00	0.00	0.00	0.00	0.00	0.00	81,349.39	0.00	0.00	0.00	
Transportation and Delivery Expenses	502990400	268,506.09	0.00	268,506.09	268,506.09	0.00	0.00	0.00	268,506.09	0.00	0.00	0.00	0.00	0.00	0.00	0.00	0.00	0.00	0.00	0.00	0.00	268,506.09	0.00	0.00	0.00	
Rent/Lease Expenses	502990500	145,000.00	0.00	145,000.00	145,000.00	0.00	0.00	0.00	145,000.00	0.00	0.00	0.00	0.00	0.00	0.00	0.00	0.00	0.00	0.00	0.00	0.00	145,000.00	0.00	0.00	0.00	
Rents - Motor Vehicles	502990600	10,000.00	0.00	10,000.00	10,000.00	0.00	0.00	0.00	10,000.00	0.00	0.00	0.00	0.00	0.00	0.00	0.00	0.00	0.00	0.00	0.00	0.00	10,000.00	0.00	0.00	0.00	
Rents - Equipment	502990700	135,000.00	0.00	135,000.00	135,000.00	0.00	0.00	0.00	135,000.00	0.00	0.00	0.00	0.00	0.00	0.00	0.00	0.00	0.00	0.00	0.00	0.00	135,000.00	0.00	0.00	0.00	
Membership Dues and Contributions to	502990800	4,249.75	0.00	4,249.75	4,249.75	0.00	0.00	0.00	4,249.75	0.00	0.00	0.00	0.00	0.00	0.00	0.00	0.00	0.00	0.00	0.00	0.00	4,249.75	0.00	0.00	0.00	
Subscription Expenses	502990900	116,460.00	0.00	116,460.00	116,460.00	0.00	0.00	0.00	116,460.00	0.00	0.00	0.00	0.00	0.00	0.00	0.00	0.00	0.00	0.00	0.00	0.00	116,460.00	0.00	0.00	0.00	
ICT Software Subscription	502990700	3,100.00	0.00	3,100.00	3,100.00	0.00	0.00	0.00	3,100.00	0.00	0.00	0.00	0.00	0.00	0.00	0.00	0.00	0.00	0.00	0.00	0.00	3,100.00	0.00	0.00	0.00	
Other Subscription Expense	502990709	113,360.00	0.00	113,360.00	113,360.00	0.00	0.00	0.00	113,360.00	0.00	0.00	0.00	0.00	0.00	0.00	0.00	0.00	0.00	0.00	0.00	0.00	113,360.00	0.00	0.00	0.00	
Other Maintenance and Operating Expenses	502999000	348,536.31	0.00	348,536.31	348,536.31	0.00	0.00	0.00	348,536.31	0.00	0.00	0.00	0.00	0.00	0.00	0.00	0.00	0.00	0.00	0.00	0.00	348,536.31	0.00	0.00	0.00	
Other Maintenance and Operating Expenses	502999909	348,536.31	0.00	348,536.31	348,536.31	0.00	0.00	0.00	348,536.31	0.00	0.00	0.00	0.00	0.00	0.00	0.00	0.00	0.00	0.00	0.00	0.00	348,536.31	0.00	0.00	0.00	
Capital Outlay		1,550,594.08	0.00	1,550,594.08	1,550,594.08	0.00	0.00	0.00	1,550,594.08	180,320.00	0.00	0.00	0.00	0.00	180,320.00	0.00	0.00	0.00	0.00	0.00	0.00	0.00	1,370,274.08	0.00	0.00	180,320.00
Property, Plant and Equipment Outlay	506040000	1,550,594.08	0.00	1,550,594.08	1,550,594.08	0.00	0.00	0.00	1,550,594.08	180,320.00	0.00	0.00	0.00	0.00	180,320.00	0.00	0.00	0.00	0.00	0.00	0.00	0.00	1,370,274.08	0.00	0.00	180,320.00
Buildings and Other Structures	506040200	1,475,794.08	0.00	1,475,794.08	1,475,794.08	0.00	0.00	0.00	1,475,794.08	180,320.00	0.00	0.00	0.00	0.00	180,320.00	0.00	0.00	0.00	0.00	0.00	0.00	0.00	1,295,474.08	0.00	0.00	180,320.00
Buildings	506040201	1,475,794.08	0.00	1,475,794.08	1,475,794.08	0.00	0.00	0.00	1,475,794.08	180,320.00	0.00	0.00	0.00	0.00	180,320.00	0.00	0.00	0.00	0.00	0.00	0.00	0.00	1,295,474.08	0.00	0.00	180,320.00
Transportation Equipment Outlay	506040300	74,800.00	0.00	74,800.00	74,800.00	0.00	0.00	0.00	74,800.00	0.00	0.00	0.00	0.00	0.00	0.00	0.00	0.00	0.00	0.00	0.00	0.00	0.00	74,800.00	0.00	0.00	0.00
Motor Vehicles	506040301	74,800.00	0.00	74,800.00	74,800.00	0.00	0.00	0.00	74,800.00	0.00	0.00	0.00	0.00	0.00	0.00	0.00	0.00	0.00	0.00	0.00	0.00	0.00	74,800.00	0.00	0.00	0.00
GRAND TOTAL		9,575,062.79	0.00	9,575,062.79	9,575,062.79	0.00	0.00	0.00	9,575,062.79	289,594.00	0.00	0.00	0.00	0.00	289,594.00	103,067.19	0.00	0.00	0.00	0.00	0.00	103,067.19	9,285,468.79	0.00	0.00	186,526.81

Certified Correct:

 ERIC M. CHARLTON
 Budget Officer
 Date: 2023-04-20 07:59:12

Certified Correct:

 PATRICIA ASHLEY M. MENDOZA
 Accountant IV
 Date: 2023-04-20 07:59:12

Recommending Approval:

 DR. JANET F. QUIZON
 Chief, FMD
 Date:

Approved By:

 DR. ANNABELLE V. BRIONES
 Director
 Date: 2023-04-20 08:03:54

SUMMARY OF APPROPRIATIONS, ALLOTMENTS, OBLIGATIONS, DISBURSEMENTS AND BALANCES BY OBJECT OF EXPENDITURES

As at the Quarter Ending March 31, 2023

Department : Department of Science and Technology (DGST)
 Agency : Industrial Technology Development Institute
 Operating Unit : < not applicable >
 Organization Code (UACS) : 19 005 000000
 Fund Cluster : 01 Regular Agency Fund
 (e.g. UACS Fund Cluster: 01-Regular Agency Fund, 02-Foreign Assisted Projects Fund, 03-Special Account-Locally Funded/Domestic Grants Fund, and 04-Special Account-Foreign Assisted/Foreign Grants Fund)

X	Current Year Appropriations
	Supplemental Appropriations
	Continuing Appropriations

Particulars	UACS CODE	Appropriations					Allotments					Obligations					Disbursements					Balances			
		Authorized Appropriations	Adjustments (Transfer To/From, Modifications/Augmentations)	Adjusted Appropriations	Allotments Received	Adjustments (Reductions, Modifications/Augmentations)	Transfer To	Transfer From	Adjusted Allotments	1st Quarter Ending March 31	2nd Quarter Ending June 30	3rd Quarter Ending Sept. 30	4th Quarter Ending Dec. 31	TOTAL	1st Quarter Ending March 31	2nd Quarter Ending June 30	3rd Quarter Ending Sept. 30	4th Quarter Ending Dec. 31	TOTAL	Unreleased Appropriations	Unobligated Allotments	Unpaid Obligations (15-20)+(23+24)			
		3	4	5=(3+4)	6	7	8	9	10=(8+(-)7+9)	11	12	13	14	15=(11+12+13+14)	16	17	18	19	20=(16+17+18+19)	21=(5-10)	22=(10-15)	23	24		
SUMMARY		448,817,000.00	0.00	448,817,000.00	444,817,000.00	0.00	0.00	0.00	444,817,000.00	95,843,356.80	0.00	0.00	0.00	95,843,356.80	70,418,283.35	0.00	0.00	0.00	70,418,283.35	3,700,000.00	348,973,643.20	444,976.00	24,960,097.45		
A. AGENCY SPECIFIC BUDGET		430,916,000.00	0.00	430,916,000.00	427,216,000.00	0.00	0.00	0.00	427,216,000.00	91,451,059.85	0.00	0.00	0.00	91,451,059.85	66,025,986.40	0.00	0.00	0.00	66,025,986.40	3,700,000.00	335,794,940.15	444,976.00	24,960,097.45		
Personnel Services		256,359,000.00	0.00	256,359,000.00	256,359,000.00	0.00	0.00	0.00	256,359,000.00	58,312,219.18	0.00	0.00	0.00	58,312,219.18	58,258,194.78	0.00	0.00	0.00	58,258,194.78	0.00	199,046,780.92	0.00	54,024.40		
Salaries and Wages	5010100000	146,680,000.00	0.00	146,680,000.00	146,680,000.00	0.00	0.00	0.00	146,680,000.00	36,331,593.03	0.00	0.00	0.00	36,331,593.03	36,312,111.48	0.00	0.00	0.00	36,312,111.48	0.00	110,348,406.97	0.00	19,481.58		
Salaries and Wages - Regular	5010101000	146,680,000.00	0.00	146,680,000.00	146,680,000.00	0.00	0.00	0.00	146,680,000.00	36,331,593.03	0.00	0.00	0.00	36,331,593.03	36,312,111.48	0.00	0.00	0.00	36,312,111.48	0.00	110,348,406.97	0.00	19,481.55		
Basic Salary - Civilian	5010101001	146,680,000.00	0.00	146,680,000.00	146,680,000.00	0.00	0.00	0.00	146,680,000.00	36,331,593.03	0.00	0.00	0.00	36,331,593.03	36,312,111.48	0.00	0.00	0.00	36,312,111.48	0.00	110,348,406.97	0.00	19,481.55		
Other Compensation	8010200000	99,137,000.00	(55,000.00)	99,082,000.00	99,137,000.00	(55,000.00)	0.00	0.00	99,082,000.00	16,453,983.12	0.00	0.00	0.00	16,453,983.12	16,419,440.27	0.00	0.00	0.00	16,419,440.27	0.00	82,628,016.88	0.00	34,542.85		
Personal Economic Relief Allowance (PERA)	5010201000	7,368,000.00	0.00	7,368,000.00	7,368,000.00	0.00	0.00	0.00	7,368,000.00	1,828,099.40	0.00	0.00	0.00	1,828,099.40	1,828,099.40	0.00	0.00	0.00	1,828,099.40	0.00	5,539,900.60	0.00	0.00		
PERA - Civilian	5010201001	7,368,000.00	0.00	7,368,000.00	7,368,000.00	0.00	0.00	0.00	7,368,000.00	1,828,099.40	0.00	0.00	0.00	1,828,099.40	1,828,099.40	0.00	0.00	0.00	1,828,099.40	0.00	5,539,900.60	0.00	0.00		
Representation Allowance (RA)	5010202000	702,000.00	0.00	702,000.00	702,000.00	0.00	0.00	0.00	702,000.00	223,000.00	0.00	0.00	0.00	223,000.00	218,000.00	0.00	0.00	0.00	218,000.00	0.00	479,000.00	0.00	5,000.00		
Transportation Allowance (TA)	5010203000	702,000.00	0.00	702,000.00	702,000.00	0.00	0.00	0.00	702,000.00	144,772.72	0.00	0.00	0.00	144,772.72	139,886.36	0.00	0.00	0.00	139,886.36	0.00	557,227.28	0.00	4,886.36		
Transportation Allowance (TA)	5010203001	702,000.00	0.00	702,000.00	702,000.00	0.00	0.00	0.00	702,000.00	144,772.72	0.00	0.00	0.00	144,772.72	139,886.36	0.00	0.00	0.00	139,886.36	0.00	557,227.28	0.00	4,886.36		
Clothing/Uniform Allowance	5010204000	1,842,000.00	0.00	1,842,000.00	1,842,000.00	0.00	0.00	0.00	1,842,000.00	1,614,000.00	0.00	0.00	0.00	1,614,000.00	1,614,000.00	0.00	0.00	0.00	1,614,000.00	0.00	228,000.00	0.00	0.00		
Clothing/Uniform Allowance - Civilian	5010204001	1,842,000.00	0.00	1,842,000.00	1,842,000.00	0.00	0.00	0.00	1,842,000.00	1,614,000.00	0.00	0.00	0.00	1,614,000.00	1,614,000.00	0.00	0.00	0.00	1,614,000.00	0.00	228,000.00	0.00	0.00		
Subsistence Allowance (SA)	5010205000	11,999,000.00	0.00	11,999,000.00	11,999,000.00	0.00	0.00	0.00	11,999,000.00	2,249,512.50	0.00	0.00	0.00	2,249,512.50	2,244,206.25	0.00	0.00	0.00	2,244,206.25	0.00	9,749,487.50	0.00	5,306.25		
Subsistence Allowance - Magna Carta Benefits for Science and Technology under R.A. 8439	5010205002	11,999,000.00	0.00	11,999,000.00	11,999,000.00	0.00	0.00	0.00	11,999,000.00	2,249,512.50	0.00	0.00	0.00	2,249,512.50	2,244,206.25	0.00	0.00	0.00	2,244,206.25	0.00	9,749,487.50	0.00	5,306.25		
Laundry Allowance (LA)	5010206000	1,818,000.00	0.00	1,818,000.00	1,818,000.00	0.00	0.00	0.00	1,818,000.00	372,701.89	0.00	0.00	0.00	372,701.89	371,815.54	0.00	0.00	0.00	371,815.54	0.00	1,445,296.11	0.00	886.36		
Laundry Allowance - Magna Carta Benefits for Science and Technology under R.A. 8439	5010206003	1,818,000.00	0.00	1,818,000.00	1,818,000.00	0.00	0.00	0.00	1,818,000.00	372,701.89	0.00	0.00	0.00	372,701.89	371,815.54	0.00	0.00	0.00	371,815.54	0.00	1,445,296.11	0.00	886.36		
Hazard Pay (HP)	5010211000	37,277,000.00	(555,000.00)	36,722,000.00	37,277,000.00	(555,000.00)	0.00	0.00	36,722,000.00	7,494,236.51	0.00	0.00	0.00	7,494,236.51	7,475,772.62	0.00	0.00	0.00	7,475,772.62	0.00	29,227,763.49	0.00	18,463.89		
HP - Magna Carta Benefits for Science and Technology under R.A. 8439	5010211004	37,277,000.00	(555,000.00)	36,722,000.00	37,277,000.00	(555,000.00)	0.00	0.00	36,722,000.00	7,494,236.51	0.00	0.00	0.00	7,494,236.51	7,475,772.62	0.00	0.00	0.00	7,475,772.62	0.00	29,227,763.49	0.00	18,463.89		
Longevity Pay (LP)	5010212000	9,915,000.00	0.00	9,915,000.00	9,915,000.00	0.00	0.00	0.00	9,915,000.00	2,477,161.18	0.00	0.00	0.00	2,477,161.18	2,477,161.18	0.00	0.00	0.00	2,477,161.18	0.00	7,437,838.82	0.00	0.00		
Longevity Pay - Magna Carta Benefits for Science and Technology under R.A. 8439	5010212003	9,915,000.00	0.00	9,915,000.00	9,915,000.00	0.00	0.00	0.00	9,915,000.00	2,477,161.18	0.00	0.00	0.00	2,477,161.18	2,477,161.18	0.00	0.00	0.00	2,477,161.18	0.00	7,437,838.82	0.00	0.00		
Overtime and Night Pay	5010213000	0.00	500,000.00	500,000.00	0.00	500,000.00	0.00	0.00	500,000.00	50,498.92	0.00	0.00	0.00	50,498.92	50,498.92	0.00	0.00	0.00	50,498.92	0.00	449,501.08	0.00	0.00		
Overtime Pay	5010213001	0.00	500,000.00	500,000.00	0.00	500,000.00	0.00	0.00	500,000.00	50,498.92	0.00	0.00	0.00	50,498.92	50,498.92	0.00	0.00	0.00	50,498.92	0.00	449,501.08	0.00	0.00		
Year End Bonus	5010214000	12,222,000.00	0.00	12,222,000.00	12,222,000.00	0.00	0.00	0.00	12,222,000.00	0.00	0.00	0.00	0.00	0.00	0.00	0.00	0.00	0.00	0.00	0.00	12,222,000.00	0.00	0.00		
Bonus - Civilian	5010214001	12,222,000.00	0.00	12,222,000.00	12,222,000.00	0.00	0.00	0.00	12,222,000.00	0.00	0.00	0.00	0.00	0.00	0.00	0.00	0.00	0.00	0.00	0.00	12,222,000.00	0.00	0.00		
Cash Gift	5010215000	1,535,000.00	0.00	1,535,000.00	1,535,000.00	0.00	0.00	0.00	1,535,000.00	0.00	0.00	0.00	0.00	0.00	0.00	0.00	0.00	0.00	0.00	0.00	1,535,000.00	0.00	0.00		
Cash Gift - Civilian	5010215001	1,535,000.00	0.00	1,535,000.00	1,535,000.00	0.00	0.00	0.00	1,535,000.00	0.00	0.00	0.00	0.00	0.00	0.00	0.00	0.00	0.00	0.00	0.00	1,535,000.00	0.00	0.00		
Mid-Year Bonus - Civilian	5010216000	12,222,000.00	0.00	12,222,000.00	12,222,000.00	0.00	0.00	0.00	12,222,000.00	0.00	0.00	0.00	0.00	0.00	0.00	0.00	0.00	0.00	0.00	0.00	12,222,000.00	0.00	0.00		
Mid-Year Bonus - Civilian	5010216001	12,222,000.00	0.00	12,222,000.00	12,222,000.00	0.00	0.00	0.00	12,222,000.00	0.00	0.00	0.00	0.00	0.00	0.00	0.00	0.00	0.00	0.00	0.00	12,222,000.00	0.00	0.00		
Other Bonuses and Allowances	5010290000	1,535,000.00	0.00	1,535,000.00	1,535,000.00	0.00	0.00	0.00	1,535,000.00	0.00	0.00	0.00	0.00	0.00	0.00	0.00	0.00	0.00	0.00	0.00	1,535,000.00	0.00	0.00		
Productivity Enhancement Incentive - Civilian	5010290012	1,535,000.00	0.00	1,535,000.00	1,535,000.00	0.00	0.00	0.00	1,535,000.00	0.00	0.00	0.00	0.00	0.00	0.00	0.00	0.00	0.00	0.00	0.00	1,535,000.00	0.00	0.00		
Personnel Benefits Contributions	5010300000	3,990,000.00	0.00	3,990,000.00	3,990,000.00	0.00	0.00	0.00	3,990,000.00	900,367.68	0.00	0.00	0.00	900,367.68	900,367.68	0.00	0.00	0.00	900,367.68	0.00	3,089,632.32	0.00	0.00		
Pag-IBIG Contributions	5010302000	369,000.00	0.00	369,000.00	369,000.00	0.00	0.00	0.00	369,000.00	91,900.00	0.00	0.00	0.00	91,900.00	91,900.00	0.00	0.00	0.00	91,900.00	0.00	277,100.00	0.00	0.00		
Pag-IBIG - Civilian	5010302001	369,000.00	0.00	369,000.00	369,000.00	0.00	0.00	0.00	369,000.00	91,900.00	0.00	0.00	0.00	91,900.00	91,900.00	0.00	0.00	0.00	91,900.00	0.00	277,100.00	0.00	0.00		
PhilHealth Contributions																									

Department : Department of Science and Technology (DOST)
 Agency : Industrial Technology Development Institute
 Operating Unit : < not applicable >
 Organization Code (UACS) : 19 005 000000
 Fund Cluster : 01 Regular Agency Fund

X	Current Year Appropriations
	Supplemental Appropriations
	Continuing Appropriations

(e.g. UACS Fund Cluster: 01-Regular Agency Fund, 02-Foreign Assisted Projects Fund, 03-Special Account-Locally Funded/Domestic Grants Fund, and 04-Special Account-Foreign Assisted/Foreign Grants Fund)


Particulars	UACS CODE	Appropriations				Allotments				Obligations				Disbursements				Balances					
		Authorized Appropriations	Adjustments (Transfer To/From, Modifications/ Augmentations)	Adjusted Appropriations	Allotments Received	Adjustments (Reductions, Modifications/ Augmentations)	Transfer To	Transfer From	Adjusted Allotments	1st Quarter Ending March 31	2nd Quarter Ending June 30	3rd Quarter Ending Sept. 30	4th Quarter Ending Dec. 31	TOTAL	1st Quarter Ending March 31	2nd Quarter Ending June 30	3rd Quarter Ending Sept. 30	4th Quarter Ending Dec. 31	TOTAL	Unreleased Appropriations	Unobligated Allotments	Unpaid Obligations (15-20)=(23+24)	
		3	4	5=(3+4)	6	7	8	9	10=(6+(-37)-8+9)	11	12	13	14	15=(11+12+13+14)	16	17	18	19	20=(16+17+18+19)	21=(5-10)	22=(10-15)	23	24
Traveling Expenses	5020100200	8,653,000.00	0.00	8,653,000.00	6,253,000.00	0.00	0.00	0.00	6,253,000.00	489,090.64	0.00	0.00	0.00	489,090.64	479,330.64	0.00	0.00	0.00	479,330.64	400,000.00	5,763,909.36	0.00	9,760.00
Traveling Expenses - Local	5020101000	5,066,000.00	0.00	5,066,000.00	4,966,000.00	0.00	0.00	0.00	4,966,000.00	237,852.00	0.00	0.00	0.00	237,852.00	227,792.00	0.00	0.00	0.00	227,792.00	100,000.00	4,728,448.00	0.00	9,760.00
Traveling Expenses - Foreign	5020102000	1,587,000.00	0.00	1,587,000.00	1,287,000.00	0.00	0.00	0.00	1,287,000.00	251,538.64	0.00	0.00	0.00	251,538.64	251,538.64	0.00	0.00	0.00	251,538.64	300,000.00	1,035,461.36	0.00	0.00
Training and Scholarship Expenses	5020200000	2,050,000.00	0.00	2,050,000.00	2,050,000.00	0.00	0.00	0.00	2,050,000.00	145,939.36	0.00	0.00	0.00	145,939.36	140,939.36	0.00	0.00	0.00	140,939.36	0.00	1,904,060.64	0.00	5,000.00
Training Expenses	5020201000	2,050,000.00	0.00	2,050,000.00	2,050,000.00	0.00	0.00	0.00	2,050,000.00	145,939.36	0.00	0.00	0.00	145,939.36	140,939.36	0.00	0.00	0.00	140,939.36	0.00	1,904,060.64	0.00	5,000.00
Supplies and Materials Expenses	5020300000	33,959,000.00	(180,000.00)	33,779,000.00	32,259,000.00	(180,000.00)	0.00	0.00	32,079,000.00	1,071,929.80	0.00	0.00	0.00	1,071,929.80	826,452.17	0.00	0.00	0.00	826,452.17	1,700,000.00	31,007,070.20	53,018.00	392,461.63
Office Supplies Expenses	5020301000	8,858,000.00	0.00	8,858,000.00	8,708,000.00	0.00	0.00	0.00	8,708,000.00	639,870.28	0.00	0.00	0.00	639,870.28	444,212.05	0.00	0.00	0.00	444,212.05	150,000.00	8,098,129.72	53,018.00	142,642.23
ICT Office Supplies	5020301001	500,000.00	0.00	500,000.00	500,000.00	0.00	0.00	0.00	500,000.00	0.00	0.00	0.00	0.00	0.00	0.00	0.00	0.00	0.00	0.00	500,000.00	0.00	0.00	0.00
Office Supplies Expenses	5020301002	8,358,000.00	0.00	8,358,000.00	8,208,000.00	0.00	0.00	0.00	8,208,000.00	639,870.28	0.00	0.00	0.00	639,870.28	444,212.05	0.00	0.00	0.00	444,212.05	150,000.00	7,568,129.72	53,018.00	142,642.23
Drugs and Medicines Expenses	5020307000	150,000.00	0.00	150,000.00	150,000.00	0.00	0.00	0.00	150,000.00	0.00	0.00	0.00	0.00	0.00	0.00	0.00	0.00	0.00	0.00	0.00	150,000.00	0.00	0.00
Medical, Dental and Laboratory Supplies Expenses	5020308000	22,101,000.00	(180,000.00)	21,921,000.00	20,801,000.00	(180,000.00)	0.00	0.00	20,621,000.00	278,192.75	0.00	0.00	0.00	278,192.75	51,492.75	0.00	0.00	0.00	51,492.75	1,500,000.00	20,142,807.25	0.00	226,700.00
Fuel, Oil and Lubricants Expenses	5020309000	1,625,000.00	0.00	1,625,000.00	1,625,000.00	0.00	0.00	0.00	1,625,000.00	113,543.37	0.00	0.00	0.00	113,543.37	113,543.37	0.00	0.00	0.00	113,543.37	0.00	1,511,456.63	0.00	0.00
Textbooks and Instructional Materials Expenses	5020311000	12,000.00	0.00	12,000.00	12,000.00	0.00	0.00	0.00	12,000.00	0.00	0.00	0.00	0.00	0.00	0.00	0.00	0.00	0.00	0.00	0.00	12,000.00	0.00	0.00
Textbooks and Instructional Materials Expenses	5020311001	12,000.00	0.00	12,000.00	12,000.00	0.00	0.00	0.00	12,000.00	0.00	0.00	0.00	0.00	0.00	0.00	0.00	0.00	0.00	0.00	0.00	12,000.00	0.00	0.00
Other Supplies and Materials Expenses	5020309000	1,213,000.00	0.00	1,213,000.00	1,163,000.00	0.00	0.00	0.00	1,163,000.00	40,323.40	0.00	0.00	0.00	40,323.40	17,204.00	0.00	0.00	0.00	17,204.00	50,000.00	1,122,676.60	0.00	23,119.40
Utility Expenses	5020400000	33,331,000.00	0.00	33,331,000.00	32,816,000.00	0.00	0.00	0.00	32,816,000.00	3,108,991.24	0.00	0.00	0.00	3,108,991.24	3,108,991.24	0.00	0.00	0.00	3,108,991.24	515,000.00	29,707,008.76	0.00	0.00
Water Expenses	5020401000	11,101,000.00	0.00	11,101,000.00	11,101,000.00	0.00	0.00	0.00	11,101,000.00	807,218.15	0.00	0.00	0.00	807,218.15	807,218.15	0.00	0.00	0.00	807,218.15	0.00	10,293,781.85	0.00	0.00
Electricity Expenses	5020402000	22,230,000.00	0.00	22,230,000.00	21,715,000.00	0.00	0.00	0.00	21,715,000.00	2,301,773.09	0.00	0.00	0.00	2,301,773.09	2,301,773.09	0.00	0.00	0.00	2,301,773.09	515,000.00	18,412,226.91	0.00	0.00
Communication Expenses	5020500000	2,013,000.00	0.00	2,013,000.00	2,008,000.00	0.00	0.00	0.00	2,008,000.00	167,117.33	0.00	0.00	0.00	167,117.33	155,120.11	0.00	0.00	0.00	155,120.11	5,000.00	1,840,882.67	0.00	11,997.22
Postage and Courier Services	5020501000	33,000.00	0.00	33,000.00	28,000.00	0.00	0.00	0.00	28,000.00	7,768.00	0.00	0.00	0.00	7,768.00	7,768.00	0.00	0.00	0.00	7,768.00	5,000.00	20,232.00	0.00	90.00
Telephone Expenses	5020502000	760,000.00	0.00	760,000.00	760,000.00	0.00	0.00	0.00	760,000.00	159,349.33	0.00	0.00	0.00	159,349.33	147,442.11	0.00	0.00	0.00	147,442.11	0.00	600,650.67	0.00	11,907.22
Mobile	5020502001	205,000.00	0.00	205,000.00	205,000.00	0.00	0.00	0.00	205,000.00	42,571.30	0.00	0.00	0.00	42,571.30	42,571.30	0.00	0.00	0.00	42,571.30	0.00	162,428.70	0.00	0.00
Landline	5020502002	555,000.00	0.00	555,000.00	555,000.00	0.00	0.00	0.00	555,000.00	116,778.03	0.00	0.00	0.00	116,778.03	104,870.81	0.00	0.00	0.00	104,870.81	0.00	438,221.87	0.00	11,907.22
Internet Subscription Expenses	5020503000	1,220,000.00	0.00	1,220,000.00	1,220,000.00	0.00	0.00	0.00	1,220,000.00	0.00	0.00	0.00	0.00	0.00	0.00	0.00	0.00	0.00	0.00	0.00	1,220,000.00	0.00	0.00
Confidential, Intelligence and Extraordinary	5021000000	491,000.00	0.00	491,000.00	491,000.00	0.00	0.00	0.00	491,000.00	31,059.00	0.00	0.00	0.00	31,059.00	31,059.00	0.00	0.00	0.00	31,059.00	0.00	459,941.00	0.00	0.00
Extraordinary and Miscellaneous Expenses	5021000000	491,000.00	0.00	491,000.00	491,000.00	0.00	0.00	0.00	491,000.00	31,059.00	0.00	0.00	0.00	31,059.00	31,059.00	0.00	0.00	0.00	31,059.00	0.00	459,941.00	0.00	0.00
Professional Services	5021100000	16,476,000.00	0.00	16,476,000.00	16,476,000.00	0.00	0.00	0.00	16,476,000.00	872,947.00	0.00	0.00	0.00	872,947.00	274,455.40	0.00	0.00	0.00	274,455.40	0.00	15,603,053.00	0.00	598,491.60
Other Professional Services	5021199000	16,476,000.00	0.00	16,476,000.00	16,476,000.00	0.00	0.00	0.00	16,476,000.00	872,947.00	0.00	0.00	0.00	872,947.00	274,455.40	0.00	0.00	0.00	274,455.40	0.00	15,603,053.00	0.00	598,491.60
General Services	5021200000	14,752,000.00	0.00	14,752,000.00	14,752,000.00	0.00	0.00	0.00	14,752,000.00	4,989,300.36	0.00	0.00	0.00	4,989,300.36	864,856.13	0.00	0.00	0.00	864,856.13	0.00	8,762,699.64	0.00	4,124,442.23
Janitorial Services	5021202000	6,187,000.00	0.00	6,187,000.00	6,187,000.00	0.00	0.00	0.00	6,187,000.00	4,231,551.36	0.00	0.00	0.00	4,231,551.36	703,861.60	0.00	0.00	0.00	703,861.60	0.00	1,955,448.64	0.00	3,527,889.76
Security Services	5021203000	8,565,000.00	0.00	8,565,000.00	8,565,000.00	0.00	0.00	0.00	8,565,000.00	757,749.00	0.00	0.00	0.00	757,749.00	161,196.53	0.00	0.00	0.00	161,196.53	0.00	7,807,251.00	0.00	596,552.47
Repairs and Maintenance	5021300000	14,957,000.00	0.00	14,957,000.00	14,557,000.00	0.00	0.00	0.00	14,557,000.00	67,003.15	0.00	0.00	0.00	67,003.15	60,466.10	0.00	0.00	0.00	60,466.10	400,000.00	14,489,996.88	0.00	6,537.05
Repairs and Maintenance - Buildings and Other	5021304000	3,127,000.00	0.00	3,127,000.00	3,127,000.00	0.00	0.00	0.00	3,127,000.00	0.00	0.00	0.00	0.00	0.00	0.00	0.00	0.00	0.00	0.00	0.00	3,127,000.00	0.00	0.00
Buildings	5021304001	3,127,000.00	0.00	3,127,000.00	3,127,000.00	0.00	0.00	0.00	3,127,000.00	0.00	0.00	0.00	0.00	0.00	0.00	0.00	0.00	0.00	0.00	0.00	3,127,000.00	0.00	0.00
Repairs and Maintenance - Machinery and	5021305000	11,180,000.00	0.00	11,180,000.00	10,780,000.00	0.00	0.00	0.00	10,780,000.00	14,537.05	0.00	0.00	0.00	14,537.05	8,000.00	0.00	0.00	0.00	8,000.00	400,000.00	10,769,482.95	0.00	6,537.05
Office Equipment	5021305002	2,302,000.00	0.00	2,302,000.00	2,302,000.00	0.00	0.00	0.00	2,302,000.00	8,000.00	0.00	0.00	0.00	8,000.00	8,000.00	0.00	0.00	0.00	8,000.00	0.00	2,294,000.00	0.00	0.00
Information and Communication Technology Equipment	5021305003	578,000.00	0.00																				


Department : Department of Science and Technology (DOST)
 Agency : Industrial Technology Development Institute
 Operating Unit : < not applicable >
 Organization Code (UACS) : 19 005 000000
 Fund Cluster : 01 Regular Agency Fund

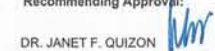
X	Current Year Appropriations
	Supplemental Appropriations
	Continuing Appropriations


(e.g. UACS Fund Cluster: 01-Regular Agency Fund, 02-Foreign Assisted Projects Fund, 03-Special Account-Locally Funded/Domestic Grants Fund, and 04-Special Account-Foreign Assisted/Foreign Grants Fund)

Particulars	UACS CODE	Appropriations			Allotments					Obligations					Disbursements					Balances			
		Authorized Appropriations	Adjustments (Transfer To/From, Modifications/ Augmentations)	Adjusted Appropriations	Allotments Received	Adjustments (Reductions, Modifications/ Augmentations)	Transfer To	Transfer From	Adjusted Allotments	1st Quarter Ending March 31	2nd Quarter Ending June 30	3rd Quarter Ending Sept. 30	4th Quarter Ending Dec. 31	TOTAL	1st Quarter Ending March 31	2nd Quarter Ending June 30	3rd Quarter Ending Sept. 30	4th Quarter Ending Dec. 31	TOTAL	Unreleased Appropriations	Unobligated Allotments	Unpaid Obligations (15-20)=(23+24)	
		3	4	5=(3+4)	6	7	8	9	10=(6+(-)7 -8+9)	11	12	13	14	15=(11+12+13+14)	16	17	18	19	20=(16+17+18+19)	21=(5-10)	22=(10-15)	23	24
Transportation and Delivery Expenses	5029904000	135,000.00	0.00	135,000.00	125,000.00	0.00	0.00	0.00	125,000.00	681,169.99	0.00	0.00	0.00	681,169.99	264,912.83	0.00	0.00	0.00	264,912.83	10,000.00	(56,169.99)	0.00	416,267.07
Rent/Lease Expenses	5029905000	315,000.00	0.00	315,000.00	315,000.00	0.00	0.00	0.00	315,000.00	34,500.00	0.00	0.00	0.00	34,500.00	34,500.00	0.00	0.00	0.00	34,500.00	0.00	280,500.00	0.00	0.00
Rents - Motor Vehicles	5029906003	100,000.00	0.00	100,000.00	100,000.00	0.00	0.00	0.00	100,000.00	10,000.00	0.00	0.00	0.00	10,000.00	10,000.00	0.00	0.00	0.00	10,000.00	0.00	90,000.00	0.00	0.00
Rents - Equipment	5029906004	215,000.00	0.00	215,000.00	215,000.00	0.00	0.00	0.00	215,000.00	24,500.00	0.00	0.00	0.00	24,500.00	24,500.00	0.00	0.00	0.00	24,500.00	0.00	190,500.00	0.00	0.00
Membership Dues and Contributions to	5029906005	400,000.00	0.00	400,000.00	100,000.00	0.00	0.00	0.00	100,000.00	1,183,895.60	0.00	0.00	0.00	1,183,895.60	1,183,895.60	0.00	0.00	0.00	1,183,895.60	300,000.00	(1,083,895.60)	0.00	0.00
Subscription Expenses	5029907000	618,000.00	180,000.00	798,000.00	616,000.00	180,000.00	0.00	0.00	796,000.00	180,000.00	0.00	0.00	0.00	180,000.00	0.00	0.00	0.00	0.00	0.00	0.00	616,000.00	180,000.00	0.00
ICT Software Subscription	5029907001	0.00	180,000.00	180,000.00	0.00	180,000.00	0.00	0.00	180,000.00	180,000.00	0.00	0.00	0.00	180,000.00	0.00	0.00	0.00	0.00	0.00	0.00	0.00	180,000.00	0.00
Other Subscription Expenses	5029907099	618,000.00	0.00	618,000.00	616,000.00	0.00	0.00	0.00	616,000.00	0.00	0.00	0.00	0.00	0.00	0.00	0.00	0.00	0.00	0.00	0.00	616,000.00	0.00	0.00
Other Maintenance and Operating Expenses	5029990000	3,432,000.00	0.00	3,432,000.00	3,382,000.00	0.00	0.00	0.00	3,382,000.00	612,911.50	0.00	0.00	0.00	612,911.50	66,641.50	0.00	0.00	0.00	66,641.50	50,000.00	2,799,088.50	211,960.00	334,310.00
Other Maintenance and Operating Expenses	5029990098	3,432,000.00	0.00	3,432,000.00	3,382,000.00	0.00	0.00	0.00	3,382,000.00	612,911.50	0.00	0.00	0.00	612,911.50	66,641.50	0.00	0.00	0.00	66,641.50	50,000.00	2,799,088.50	211,960.00	334,310.00
Capital Outlays		40,000,000.00	0.00	40,000,000.00	40,000,000.00	0.00	0.00	0.00	40,000,000.00	18,936,811.83	0.00	0.00	0.00	18,936,811.83	0.00	0.00	0.00	0.00	0.00	0.00	21,063,188.17	0.00	18,936,811.83
Property, Plant and Equipment Outlay	5060400000	40,000,000.00	0.00	40,000,000.00	40,000,000.00	0.00	0.00	0.00	40,000,000.00	18,936,811.83	0.00	0.00	0.00	18,936,811.83	0.00	0.00	0.00	0.00	0.00	0.00	21,063,188.17	0.00	18,936,811.83
Buildings and Other Structures	5060404000	40,000,000.00	0.00	40,000,000.00	40,000,000.00	0.00	0.00	0.00	40,000,000.00	18,936,811.83	0.00	0.00	0.00	18,936,811.83	0.00	0.00	0.00	0.00	0.00	0.00	21,063,188.17	0.00	18,936,811.83
Buildings	5060404001	40,000,000.00	0.00	40,000,000.00	40,000,000.00	0.00	0.00	0.00	40,000,000.00	18,936,811.83	0.00	0.00	0.00	18,936,811.83	0.00	0.00	0.00	0.00	0.00	0.00	21,063,188.17	0.00	18,936,811.83
B. AUTOMATIC APPROPRIATIONS		17,601,000.00	0.00	17,601,000.00	17,601,000.00	0.00	0.00	0.00	17,601,000.00	4,392,296.95	0.00	0.00	0.00	4,392,296.95	4,392,296.95	0.00	0.00	0.00	4,392,296.95	0.00	13,208,703.05	0.00	0.00
Retirement and Life Insurance Premiums		17,601,000.00	0.00	17,601,000.00	17,601,000.00	0.00	0.00	0.00	17,601,000.00	4,392,296.95	0.00	0.00	0.00	4,392,296.95	4,392,296.95	0.00	0.00	0.00	4,392,296.95	0.00	13,208,703.05	0.00	0.00
GRAND TOTAL		448,517,000.00	0.00	448,517,000.00	444,817,000.00	0.00	0.00	0.00	444,817,000.00	95,843,356.80	0.00	0.00	0.00	95,843,356.80	70,416,283.35	0.00	0.00	0.00	70,416,283.35	3,700,000.00	348,973,643.20	444,978.00	24,980,097.45

Certified Correct:

 ERIC M. CHARLTON
 Budget Officer
 Date: 2023-04-20 07:59:12

Certified Correct:

 PATRICIA ASHLEY M. MENDOZA
 Accountant IV
 Date: 2023-04-20 07:59:12

Recommending Approval:

 DR. JANET F. QUIZON
 Chief, FMD
 Date:

Approved By:

 DR. ANNABELLE V. BRIONES
 Director
 Date: 2023-04-20 08:03:54