



FY 2024 MONTHLY DISBURSEMENT PROGRAM
(In Thousand Pesos)

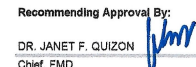
Department : Department of Science and Technology (DOST)
 Agency/Entity : Industrial Technology Development Institute
 Operating Unit : < not applicable >
 Organization Code (UACS) : 19 005 000000

Particulars	UACS CODE	Total Programs	Tax Remittance Advice (TRA)	Net Program	Full Year Requirement																					
					QUARTER 1				QUARTER 2				QUARTER 3				QUARTER 4				Full Year					
					January	February	March	Sub Total	April	May	June	Sub Total	July	August	September	Sub Total	October	November	December	Sub Total	Total					
1	2	3	4	5	6	7	8	9=6+7+8	10	11	12	13=10+11+12	14	15	16	17=14+15+16	18	19	20	21=18+19+20	22					
I. NOTICE OF CASH ALLOCATION		478,998	22,305	456,693	41,771	24,118	24,695	90,584	47,143	42,654	30,633	120,430	55,602	33,483	30,633	119,718	49,646	44,168	32,147	125,961	456,693					
A. Fiscal Year's (FY) Budget		478,998	22,305	456,693	41,771	24,118	24,695	90,584	47,143	42,654	30,633	120,430	55,602	33,483	30,633	119,718	49,646	44,168	32,147	125,961	456,693					
New GAA		461,685	22,305	439,380	40,326	22,675	23,252	86,255	45,700	41,211	28,190	116,101	54,159	32,040	29,190	115,389	48,203	42,725	30,707	121,635	439,380					
GAAAO (ANNEX A)		457,985	22,120	435,865	40,326	22,675	23,252	86,255	45,700	41,211	29,190	116,101	51,594	32,040	29,190	112,824	47,253	42,725	30,707	120,685	435,865					
Specific Budgets of National Government Agencies	1 01 101	457,985	22,120	435,865	40,326	22,675	23,252	86,255	45,700	41,211	29,190	116,101	51,594	32,040	29,190	112,824	47,253	42,725	30,707	120,685	435,865					
PS		272,910	12,866	260,044	19,263	19,263	19,263	57,789	21,081	31,284	19,263	71,628	19,263	19,263	19,263	57,789	19,263	32,798	20,777	72,838	260,044					
MOOE		125,385	6,289	119,116	8,107	3,412	3,989	15,508	9,927	9,927	9,927	29,781	14,675	12,777	9,927	37,379	16,591	9,927	9,930	36,448	119,116					
CO		59,690	2,985	56,705	12,958	0	0	12,958	14,692	0	0	14,692	17,656	0	0	17,656	11,399	0	0	11,399	56,705					
FOR ISSUANCE OF GARO/SARO		3,700	185	3,515	0	0	0	0	0	0	0	0	2,565	0	0	2,565	950	0	0	950	3,515					
Specific Budgets of National Government Agencies	1 01 101	3,700	185	3,515	0	0	0	0	0	0	0	0	2,565	0	0	2,565	950	0	0	950	3,515					
MOOE		3,700	185	3,515	0	0	0	0	0	0	0	0	2,565	0	0	2,565	950	0	0	950	3,515					
Automatic Appropriation		17,313	0	17,313	1,443	1,443	1,443	4,329	1,443	1,443	1,443	4,329	1,443	1,443	1,443	4,329	1,443	1,443	1,440	4,326	17,313					
Retirement and Life Insurance Premiums	1 04 102	17,313	0	17,313	1,443	1,443	1,443	4,329	1,443	1,443	1,443	4,329	1,443	1,443	1,443	4,329	1,443	1,443	1,440	4,326	17,313					
PS		17,313	0	17,313	1,443	1,443	1,443	4,329	1,443	1,443	1,443	4,329	1,443	1,443	1,443	4,329	1,443	1,443	1,440	4,326	17,313					
TOTAL NCA PROGRAM		478,998	22,305	456,693	41,771	24,118	24,695	90,584	47,143	42,654	30,633	120,430	55,602	33,483	30,633	119,718	49,646	44,168	32,147	125,961	456,693					
PS		290,223	12,866	277,357	20,706	20,706	20,706	62,118	22,524	32,727	20,706	75,957	20,706	20,706	20,706	62,118	20,706	34,241	22,217	77,184	277,357					
MOOE		128,085	6,454	122,631	8,107	3,412	3,989	15,508	9,927	9,927	9,927	29,781	17,240	12,777	9,927	39,944	17,541	9,927	9,930	37,398	122,631					
CO		59,690	2,985	56,705	12,958	0	0	12,958	14,692	0	0	14,692	17,656	0	0	17,656	11,399	0	0	11,399	56,705					
IV. TAX REMITTANCE ADVICE		0	22,305	22,305	2,181	1,252	1,282	4,715	2,367	1,594	1,594	5,555	2,910	1,744	1,594	6,248	2,596	1,595	1,596	5,787	22,305					
PS		0	12,866	12,866	1,072	1,072	1,072	3,216	1,072	1,072	1,072	3,216	1,072	1,072	1,072	3,216	1,072	1,073	1,073	3,218	12,866					
MOOE		0	6,454	6,454	427	180	210	817	522	522	522	1,566	909	672	522	2,103	923	522	523	1,968	6,454					
CO		0	2,985	2,985	682	0	0	682	773	0	0	773	929	0	0	929	601	0	0	601	2,985					
V. TOTAL DISBURSEMENT PROGRAM		478,998	22,305	456,693	43,952	25,370	25,977	95,299	49,510	44,248	32,227	125,985	58,512	35,227	32,227	125,988	52,242	45,783	33,743	131,748	478,998					
PS		290,223	12,866	277,357	21,778	21,778	21,778	65,334	23,598	33,799	21,778	79,173	21,778	21,778	21,778	65,334	21,778	35,314	23,290	80,382	290,223					
MOOE		128,085	6,454	122,631	6,534	3,592	4,199	16,325	10,449	10,449	10,449	31,347	18,149	13,449	10,449	42,047	18,484	10,449	10,453	38,386	128,085					
CO		59,690	2,985	56,705	13,640	0	0	13,640	15,465	0	0	15,465	18,585	0	0	18,585	12,000	0	0	12,000	59,690					

This report was generated using the Unified Reporting System on November 15, 2023 7:43 AM; BED Level: 01 - Agency Submission (NEP); Status : SUBMITTED

Certified Correct:

 ERIC M. CHARLON
 Budget Officer
 Date: November 15, 2023 07:31 AM

Certified Correct:

 PATRICIA ASHLEY M. MENZOZA
 Accountant IV
 Date: November 15, 2023 07:31 AM

Recommending Approval By:

 DR. JANET F. QUIZON
 Chief, FMD
 Date: November 15, 2023 07:32 AM

Approved By:

 DR. ANNE BELLE V. BRIONES
 Director
 Date: