

**FY 2023 MONTHLY DISBURSEMENT PROGRAM**

(In Thousand Pesos)


Department : Department of Science and Technology  
 Agency : Industrial Technology Development Institute (ITDI)  
 Operating Unit :  
 Organization Code (UACS) : 190050000000

PARTICULARS	UACS CODE	TOTAL PROGRAM	TAX REM. ADVICE (TRA)	NET PROGRAM	FULL YEAR REQUIREMENT																	
					QUARTER 1				QUARTER 2				QUARTER 3				QUARTER 4				FULL YEAR	
					JAN	FEB	MAR	TOTAL	APR	MAY	JUN	TOTAL	JUL	AUG	SEPT	TOTAL	OCT	NOV	DEC	TOTAL	TOTAL	
1	2	3	4	5	6	7	8	9=6+7+8	10	11	12	13=10+11+12	14	15	16	17=14+15+16	18	19	20	21=18+19+20	22	
<b>Part A</b>																						
<b>I. NOTICE OF CASH ALLOCATION</b>																						
<b>A. Fiscal Year's (FY) Budget</b>																						
<b>New GAA</b>																						
<b>Comprehensive Release</b>																						
<b>Specific Budget of National Govt. Agencies (Programs and Locally Funded Projects)</b>		427,216	20,277	406,939	28,299	28,299	28,299	84,897	30,909	40,521	28,299	99,729	36,293	28,299	28,299	92,891	58,299	41,288	29,834	129,421	406,939	
<b>PS</b>		256,359	11,734	244,625	17,939	17,939	17,939	53,817	20,549	30,161	17,939	68,649	17,939	17,939	17,939	53,817	17,939	30,928	19,474	68,341	244,625	
<b>Regular</b>		256,359	11,734	244,625	17,939	17,939	17,939	53,817	20,549	30,161	17,939	68,649	17,939	17,939	17,939	53,817	17,939	30,928	19,474	68,341	244,625	
<b>MOOE</b>		130,857	6,543	124,314	10,360	10,360	10,360	31,080	10,360	10,360	10,360	31,080	10,354	10,360	10,360	31,074	10,360	10,360	10,360	31,080	124,314	
<b>Regular</b>		130,857	6,543	124,314	10,360	10,360	10,360	31,080	10,360	10,360	10,360	31,080	10,354	10,360	10,360	31,074	10,360	10,360	10,360	31,080	124,314	
<b>LFP</b>		-	-	-	-	-	-	-	-	-	-	-	-	-	-	-	-	-	-	-	-	
<b>CO</b>		40,000	2,000	38,000	-	-	-	-	-	-	-	-	8,000	-	-	8,000	30,000	-	-	30,000	38,000	
<b>Regular</b>		40,000	2,000	38,000	-	-	-	-	-	-	-	-	8,000	-	-	8,000	30,000	-	-	30,000	38,000	
<b>LFP</b>		-	-	-	-	-	-	-	-	-	-	-	-	-	-	-	-	-	-	-	-	
<b>For Later Release</b>		3,700	185	3,515	-	-	-	-	-	-	-	-	2,380	-	-	2,380	1,135	-	-	1,135	3,515	
<b>Specific Budget of National Govt. Agencies (Programs and Locally Funded Projects)</b>		3,700	185	3,515	-	-	-	-	-	-	-	-	2,380	-	-	2,380	1,135	-	-	1,135	3,515	
<b>PS</b>		-	-	-	-	-	-	-	-	-	-	-	-	-	-	-	-	-	-	-	-	
<b>MOOE</b>		3,700	185	3,515	-	-	-	-	-	-	-	-	2,380	-	-	2,380	1,135	-	-	1,135	3,515	
<b>CO</b>		-	-	-	-	-	-	-	-	-	-	-	-	-	-	-	-	-	-	-	-	
<b>Automatic Appropriation</b>																						
<b>RLIP (PS)</b>																						
<b>Retirement and Life Insurance Premiums</b>		17,601	-	17,601	1,467	1,467	1,467	4,401	1,467	1,467	1,467	4,401	1,467	1,467	1,467	4,401	1,467	1,467	1,464	4,398	17,601	
<b>PS</b>		17,601	-	17,601	1,467	1,467	1,467	4,401	1,467	1,467	1,467	4,401	1,467	1,467	1,467	4,401	1,467	1,467	1,464	4,398	17,601	
<b>MOOE</b>		-	-	-	-	-	-	-	-	-	-	-	-	-	-	-	-	-	-	-	-	
<b>CO</b>		-	-	-	-	-	-	-	-	-	-	-	-	-	-	-	-	-	-	-	-	
<b>TOTAL PROGRAM, FY 2021 BUDGET</b>		448,517	20,462	428,055	29,766	29,766	29,766	89,298	32,376	41,988	29,766	104,130	40,140	29,766	29,766	99,672	60,901	42,755	31,298	134,954	428,055	
<b>PS</b>		273,960	11,734	262,226	19,406	19,406	19,406	58,218	22,016	31,628	19,406	73,050	19,406	19,406	19,406	58,218	19,406	32,395	20,938	72,739	262,226	
<b>MOOE</b>		134,557	6,728	127,829	10,360	10,360	10,360	31,080	10,360	10,360	10,360	31,080	12,734	10,360	10,360	33,454	11,495	10,360	10,360	32,215	127,829	
<b>CO</b>		40,000	2,000	38,000	-	-	-	-	-	-	-	-	8,000	-	-	8,000	30,000	-	-	30,000	38,000	


00.17-20230401-1


PARTICULARS	UACS CODE	TOTAL PROGRAM	TAX REM. ADVICE (TRA)	NET PROGRAM	FULL YEAR REQUIREMENT																
					QUARTER 1				QUARTER 2				QUARTER 3				QUARTER 4				FULL YEAR
					JAN	FEB	MAR	TOTAL	APR	MAY	JUN	TOTAL	JUL	AUG	SEPT	TOTAL	OCT	NOV	DEC	TOTAL	TOTAL
<b>B. Prior Year (PY) Obligation *</b>																					
Prior Year Accounts Payable		15,498	776	14,722	-	8,226	-	8,226	6,496	-	-	6,496	-	-	-	-	-	-	-	14,722	
PS		52	4	48	-	48	-	48	-	-	-	-	-	-	-	-	-	-	-	48	
MOOE		8,608	430	8,178	-	8,178	-	8,178	-	-	-	-	-	-	-	-	-	-	-	8,178	
CO		6,838	342	6,496	-	-	-	-	6,496	-	-	6,496	-	-	-	-	-	-	-	6,496	
Not yet Due and Demandable Obligations		70,907	3,557	67,350	-	-	-	-	23,702	-	-	23,702	10,432	-	-	10,432	33,216	-	-	33,216	67,350
PS		372	30	342	-	-	-	-	342	-	-	342	-	-	-	-	-	-	-	-	342
MOOE		16,725	836	15,889	-	-	-	-	10,889	-	-	10,889	1,889	-	-	1,889	3,111	-	-	3,111	15,889
CO		53,810	2,691	51,119	-	-	-	-	12,471	-	-	12,471	8,543	-	-	8,543	30,105	-	-	30,105	51,119
<b>TOTAL PROGRAM, PY OBLIGATION</b>		<b>86,405</b>	<b>4,333</b>	<b>82,072</b>	<b>-</b>	<b>8,226</b>	<b>-</b>	<b>8,226</b>	<b>30,198</b>	<b>-</b>	<b>-</b>	<b>30,198</b>	<b>10,432</b>	<b>-</b>	<b>-</b>	<b>10,432</b>	<b>33,216</b>	<b>-</b>	<b>-</b>	<b>33,216</b>	<b>82,072</b>
PS		424	34	390	-	48	-	48	342	-	-	342	-	-	-	-	-	-	-	-	390
MOOE		25,333	1,266	24,067	-	8,178	-	8,178	10,889	-	-	10,889	1,889	-	-	1,889	3,111	-	-	3,111	24,067
CO		60,648	3,033	57,615	-	-	-	-	18,967	-	-	18,967	8,543	-	-	8,543	30,105	-	-	30,105	57,615
<b>TAX REMITTANCE ADVISE (Current and Prior Years)</b>		<b>-</b>	<b>24,795</b>	<b>24,795</b>	<b>1,415</b>	<b>1,848</b>	<b>1,415</b>	<b>4,678</b>	<b>3,118</b>	<b>1,962</b>	<b>1,415</b>	<b>6,495</b>	<b>2,511</b>	<b>1,415</b>	<b>1,416</b>	<b>5,342</b>	<b>4,802</b>	<b>1,996</b>	<b>1,482</b>	<b>8,280</b>	<b>24,795</b>
PS			11,768	11,768	870	872	870	2,612	1,002	1,417	870	3,289	870	870	870	2,610	869	1,451	937	3,257	11,768
MOOE			7,994	7,994	545	976	545	2,066	1,118	545	545	2,208	770	545	546	1,861	769	545	545	1,859	7,994
CO			5,033	5,033	-	-	-	-	998	-	-	998	871	-	-	871	3,164	-	-	3,164	5,033
<b>TOTAL NCA PROGRAM</b>		<b>534,922</b>	<b>24,795</b>	<b>510,127</b>	<b>29,766</b>	<b>37,992</b>	<b>29,766</b>	<b>97,524</b>	<b>62,574</b>	<b>41,988</b>	<b>29,766</b>	<b>134,328</b>	<b>50,572</b>	<b>29,766</b>	<b>29,766</b>	<b>110,104</b>	<b>94,117</b>	<b>42,755</b>	<b>31,298</b>	<b>168,170</b>	<b>510,127</b>
PS		274,384	11,768	262,616	19,406	19,454	19,406	58,266	22,358	31,628	19,406	73,392	19,406	19,406	19,406	58,218	19,406	32,395	20,938	72,739	262,616
MOOE		159,890	7,994	151,896	10,360	18,538	10,360	39,258	21,249	10,360	10,360	41,969	14,623	10,360	10,360	35,343	14,606	10,360	10,360	35,326	151,896
CO		100,648	5,033	95,615	-	-	-	-	18,967	-	-	18,967	16,543	-	-	16,543	60,105	-	-	60,105	95,615

Prepared By:

  
ERIC M. CHARLTON  
 Head, Budget Section  
 Date:

Certified Correct:

  
PATRICIA ASHLEY M. MENDOZA  
 Head - Accounting Section  
 Date:

  
DR. ANNABELLE V. BRIONES  
 Director  
 Date: