

FY 2023 FINANCIAL PLAN
(In Thousand Pesos)

Department : Department of Science and Technology (DOST)
 Agency : Industrial Technology Development Institute
 Operating Unit : < not applicable >
 Organization Code (UACS) : 19 005 0000000

Particulars	UACS CODE	Current Year's Obligation				Budget Year Obligation Program															
		Actual Jan. 1 - Sept. 30	Estimate Oct. 1 - Dec. 31	Total	Total	COMPREHENSIVE RELEASE					FOR LATER RELEASE					Sub Total	Q1	Q2	Q3	Q4	Sub Total
		3	4	5=3+4	6=11+16	7	8	9	10	11=7+8+9+10	12	13	14	15	16=12+13+14+15						
I. Budget Year / Appropriations	2	267,633	125,922	393,555	430,916	111,010	122,289	107,938	85,979	427,216	0	0	0	0	2,700	1,000	3,700				
General Administration and Support	1000000000000000	78,028	29,739	107,767	114,379	28,866	31,859	24,574	29,080	114,379	0	0	0	0	0	0	0				
General Management and Supervision	1000001000010000	70,470	25,883	96,353	97,299	21,170	28,658	21,494	25,977	97,299	0	0	0	0	0	0	0				
PS		61,566	22,113	83,669	85,515	18,813	23,944	17,959	24,799	85,515	0	0	0	0	0	0	0				
MOOE		6,589	3,695	10,284	11,784	2,357	4,714	3,535	1,178	11,784	0	0	0	0	0	0	0				
CO		2,325	75	2,400	0	0	0	0	0	0	0	0	0	0	0	0	0				
Administration of Personnel Benefits	1000001000002000	1,153	0	1,153	6,552	5,422	0	679	451	6,552	0	0	0	0	0	0	0				
PS		1,153	0	1,153	6,552	5,422	0	679	451	6,552	0	0	0	0	0	0	0				
Evaluation, Coordination and Monitoring of Industrial Programs / Projects and Management Information System	1000001000003000	6,405	3,856	10,261	10,528	2,274	3,201	2,401	2,652	10,528	0	0	0	0	0	0	0				
PS		5,713	3,526	9,239	8,419	1,852	2,357	1,768	2,442	8,419	0	0	0	0	0	0	0				
MOOE		692	330	1,022	2,109	422	844	633	210	2,109	0	0	0	0	0	0	0				
Operations	3000000000000000	189,605	96,183	285,788	316,537	82,144	90,430	83,364	56,899	312,837	0	0	0	0	2,700	1,000	3,700				
OO : Increased benefits to Filipinos from scientific knowledge and technologies for industry productivity and competitiveness	3100000000000000	189,605	96,183	285,788	316,537	82,144	90,430	83,364	56,899	312,837	0	0	0	0	2,700	1,000	3,700				
INDUSTRIAL TECHNOLOGY RESEARCH AND DEVELOPMENT PROGRAM	3101000000000000	124,474	57,464	181,938	182,610	54,680	46,854	50,681	30,395	182,610	0	0	0	0	0	0	0				
Research and Development of Technologies in Industrial Manufacturing, Mineral Processing and Energy	3101001000010000	84,491	48,360	132,851	142,610	30,220	46,854	35,141	30,395	142,610	0	0	0	0	0	0	0				
PS		57,879	25,310	83,189	84,918	18,682	23,777	17,833	24,626	84,918	0	0	0	0	0	0	0				
MOOE		26,612	23,050	49,662	57,692	11,538	23,077	17,308	5,769	57,692	0	0	0	0	0	0	0				
Project(s)		39,983	9,104	49,087	40,000	24,460	0	15,540	0	40,000	0	0	0	0	0	0	0				
Locally-Funded Project(s)		39,983	9,104	49,087	40,000	24,460	0	15,540	0	40,000	0	0	0	0	0	0	0				
Repair / Renovation and Maintenance of ITDI Buildings and Facilities	3101002000010000	31,186	8,814	40,000	40,000	24,460	0	15,540	0	40,000	0	0	0	0	0	0	0				
CO		31,186	8,814	40,000	40,000	24,460	0	15,540	0	40,000	0	0	0	0	0	0	0				
ITDI Information Technology Capability Enhancement and Sustainability	3101002000030000	8,797	290	9,087	0	0	0	0	0	0	0	0	0	0	0	0	0				
MOOE		8,797	290	9,087	0	0	0	0	0	0	0	0	0	0	0	0	0				
INDUSTRIAL TECHNOLOGY TRANSFER PROGRAM	3102000000000000	17,714	12,617	30,331	31,930	6,888	9,755	7,317	7,970	31,930	0	0	0	0	0	0	0				
Transfer of Technologies in Industrial Manufacturing, Mineral Processing and Energy	3102001000010000	91	2,785	2,876	2,876	575	1,150	863	288	2,876	0	0	0	0	0	0	0				
MOOE		91	2,785	2,876	2,876	575	1,150	863	288	2,876	0	0	0	0	0	0	0				

This report was generated using the Unified Reporting System on November 28, 2022 8:46 AM; BED Level.01 - Agency Submission (NEP); Status : FOR REVIEW

JD-M-2021174-3


Department : Department of Science and Technology (DOST)
 Agency : Industrial Technology Development Institute
 Operating Unit : < not applicable >
 Organization Code (UACS) : 19 005 0000000


Particulars	UACS CODE	Current Year's Obligation				Budget Year Obligation Program										
		Actual Jan. 1 - Sept. 30	Estimate Oct. 1 - Dec. 31	Total	Total	FOR LATER RELEASE										
		3	4	5=3+4	6=11+16	Q1	Q2	Q3	Q4	Sub Total	Q1	Q2	Q3	Q4	Sub Total	
Promotion and Marketing of Industrial Technologies and Services	310200100002000	17,623	9,832	27,455	29,054	6,313	8,605	6,454	7,682	29,054	0	0	0	0	0	0
PS		17,020	6,518	23,538	25,137	5,530	7,038	5,279	7,290	25,137	0	0	0	0	0	0
MOOE		603	3,314	3,917	3,917	783	1,567	1,175	392	3,917	0	0	0	0	0	0
INDUSTRIAL TECHNOLOGY TECHNICAL SERVICES PROGRAM	3103000000000000	47,417	26,102	73,519	101,997	20,576	33,821	25,366	18,534	98,297	0	0	0	2,700	1,000	3,700
Testing and Analysis of Materials / Products, Calibration of Instruments and Apparatus and other Technical Services	310300100001000	47,417	26,102	73,519	101,997	20,576	33,821	25,366	18,534	98,297	0	0	0	2,700	1,000	3,700
PS		30,257	17,070	47,327	45,818	10,080	12,829	9,622	13,287	45,818	0	0	0	0	0	0
MOOE		17,160	9,032	26,192	56,179	10,496	20,992	15,744	5,247	52,479	0	0	0	2,700	1,000	3,700
II. Automatic Appropriations		12,670	8,151	20,821	17,601	4,401	4,401	4,401	4,398	17,601	0	0	0	0	0	0
Retirement and Life Insurance Premiums		12,670	8,151	20,821	17,601	4,401	4,401	4,401	4,398	17,601	0	0	0	0	0	0
General Administration and Support	1000000000000000	2,188	507	2,695	3,029	758	758	758	755	3,029	0	0	0	0	0	0
General Management and Supervision	100000100001000	1,616	219	1,835	2,239	560	560	560	559	2,239	0	0	0	0	0	0
PS		1,616	219	1,835	2,239	560	560	560	559	2,239	0	0	0	0	0	0
Evaluation, Coordination and Monitoring of Industrial Programs / Projects and Management Information System	100000100003000	572	288	860	790	198	198	198	196	790	0	0	0	0	0	0
PS		572	288	860	790	198	198	198	196	790	0	0	0	0	0	0
Operations	3000000000000000	10,482	7,644	18,126	14,572	3,643	3,643	3,643	3,643	14,572	0	0	0	0	0	0
OO : Increased benefits to Filipinos from scientific knowledge and technologies for industry productivity and competitiveness	3100000000000000	10,482	7,644	18,126	14,572	3,643	3,643	3,643	3,643	14,572	0	0	0	0	0	0
INDUSTRIAL TECHNOLOGY RESEARCH AND DEVELOPMENT PROGRAM	3101000000000000	5,755	2,038	7,793	7,930	1,983	1,983	1,983	1,981	7,930	0	0	0	0	0	0
Research and Development of Technologies in Industrial Manufacturing, Mineral Processing and Energy	310100100001000	5,755	2,038	7,793	7,930	1,983	1,983	1,983	1,981	7,930	0	0	0	0	0	0
PS		5,755	2,038	7,793	7,930	1,983	1,983	1,983	1,981	7,930	0	0	0	0	0	0
INDUSTRIAL TECHNOLOGY TRANSFER PROGRAM	3102000000000000	1,696	506	2,202	2,349	587	587	587	588	2,349	0	0	0	0	0	0
Promotion and Marketing of Industrial Technologies and Services	310200100002000	1,696	506	2,202	2,349	587	587	587	588	2,349	0	0	0	0	0	0
PS		1,696	506	2,202	2,349	587	587	587	588	2,349	0	0	0	0	0	0
INDUSTRIAL TECHNOLOGY TECHNICAL SERVICES PROGRAM	3103000000000000	3,031	5,100	8,131	4,293	1,073	1,073	1,073	1,074	4,293	0	0	0	0	0	0
Testing and Analysis of Materials / Products, Calibration of Instruments and Apparatus and other Technical Services	310300100001000	3,031	5,100	8,131	4,293	1,073	1,073	1,073	1,074	4,293	0	0	0	0	0	0
PS		3,031	5,100	8,131	4,293	1,073	1,073	1,073	1,074	4,293	0	0	0	0	0	0
TOTAL, Current Year Budget / Appropriations		280,302	134,073	414,375	448,517	115,411	126,690	112,339	90,377	444,817	0	0	0	2,700	1,000	3,700
MOOE		60,543	42,496	103,039	134,557	26,171	52,344	39,258	13,084	130,857	0	0	0	2,700	1,000	3,700
PS		186,248	82,688	268,936	273,960	64,780	74,346	57,541	77,293	273,960	0	0	0	0	0	0


This report was generated using the Unified Reporting System on November 28, 2022 8:46 AM; BED Level: 01 - Agency Submission (NEP); Status : FOR REVIEW

Department : Department of Science and Technology (DOST)
 Agency : Industrial Technology Development Institute
 Operating Unit : < not applicable >
 Organization Code (UACS) : 19 005 0000000

Particulars	UACS CODE	Current Year's Obligation			Budget Year Obligation Program																					
		Actual Jan.1 - Sept.30	Estimate Oct.1 - Dec.31	Total	COMPREHENSIVE RELEASE					FOR LATER RELEASE																
		3	4	5=3+4	Q1	Q2	Q3	Q4	Sub Total	Q1	Q2	Q3	Q4	Sub Total												
CO	2	33,511	8,889	42,400	24,460	0	15,540	0	40,000	0	0	0	0	0	0	0	0	0	0	0	0	0	0	0	0	
Recapitulation by Program		200,087	103,827	303,914	85,787	94,073	87,007	60,542	327,409	0	0	0	2,700	1,000	3,700											
INDUSTRIAL TECHNOLOGY RESEARCH AND DEVELOPMENT PROGRAM	310100000000000000	130,229	59,502	189,731	56,663	48,837	52,664	32,376	190,540	0	0	0	0	0	0	0	0	0	0	0	0	0	0	0	0	0
INDUSTRIAL TECHNOLOGY TRANSFER PROGRAM	310200000000000000	19,410	13,123	32,533	7,475	10,342	7,904	8,558	34,279	0	0	0	0	0	0	0	0	0	0	0	0	0	0	0	0	0
INDUSTRIAL TECHNOLOGY TECHNICAL SERVICES PROGRAM	310300000000000000	50,448	31,202	81,650	21,649	34,894	26,439	19,608	102,590	0	0	0	2,700	1,000	3,700											

Prepared By : 
 ERIC CHARLON
 Budget Officer
 Date: 11/09/22 10:39 AM

In coordination with : 
 DR. ZORAYDA MANG
 Deputy Director and OIC - PMISD
 Date: 11/09/22 10:39 AM

Approved By : 
 DR. ANNABELLE V. BRIONES
 Director
 Date: