

FY 2017 FINANCIAL PLAN
(In Thousand Pesos)

Department: Department of Science and Technology (DOST)

Agency: Industrial Technology Development Institute

Operating Unit: N/A

Organization Code (UACS): 190050000000

| Particulars | UACS CODE | Current Year's Obligation | | | Budget Year Obligation Program | | | | | | | | | | |
|---|------------------|-----------------------------|------------------------------|-----------|--------------------------------|-----------------------|---------|---------|---------|-----------------|----------------------------------|------------------|------------------|----------------|------------------------|
| | | Actual Jan.1- Sept.30 | Estimate Oct.1- Dec.31 | Total | Total | COMPREHENSIVE RELEASE | | | | | FOR LATER RELEASE(Negative List) | | | | |
| | | | | | | Q1 | Q2 | Q3 | Q4 | Sub Total | Q1 | Q2 | Q3 | Q4 | Sub Total |
| 1 | 2 | 3 | 4 | 5= 3+4 | 6= 11+16 | 7 | 8 | 9 | 10 | 11= 7+8+9+10 | 12 | 13 | 14 | 15 | 16= 12+13+ 14+15 |
| Part A | | 192,104 | 71,862 | 263,966 | 763,245 | 192,949 | 224,811 | 187,303 | 154,482 | 759,545 | 1,000 | 1,000 | 1,000 | 700 | 3,700 |
| Specific Budgets of National Government Agencies | 101101 | 181,415 | 69,692 | 251,107 | 749,349 | 189,477 | 221,339 | 183,830 | 151,003 | 745,649 | 1,000 | 1,000 | 1,000 | 700 | 3,700 |
| General Administration and Support | 0000010000000000 | 66,960 | 22,424 | 89,384 | 90,264 | 22,420 | 24,800 | 20,987 | 22,057 | 90,264 | | | | | |
| General Administrative and Support Services | 1030010001000000 | 66,398 | 21,813 | 88,211 | 87,908 | 22,420 | 24,269 | 19,947 | 21,272 | 87,908 | | | | | |
| PS | | 55,214 | 19,834 | 75,048 | 75,941 | 18,324 | 19,646 | 18,324 | 19,647 | 75,941 | | | | | |
| MOOE | | 7,184 | 1,904 | 9,088 | 8,967 | 4,096 | 1,623 | 1,623 | 1,625 | 8,967 | | | | | |
| CO | | 4,000 | 75 | 4,075 | 3,000 | | 3,000 | | | 3,000 | | | | | |
| Administration of Personnel Benefits | 1030010002000000 | 562 | 611 | 1,173 | 2,356 | | 531 | 1,040 | 785 | 2,356 | | | | | |
| PS | | 562 | 611 | 1,173 | 2,356 | | 531 | 1,040 | 785 | 2,356 | | | | | |
| Operations | 0000030000000000 | 108,289 | 37,559 | 145,848 | 171,767 | 42,057 | 45,309 | 35,377 | 45,324 | 168,067 | 1,000 | 1,000 | 1,000 | 700 | 3,700 |
| MFO 1: SCIENTIFIC RESEARCH AND DEVELOPMENT | 0000030100000000 | 64,219 | 24,349 | 88,568 | 105,596 | 27,139 | 27,990 | 22,472 | 27,995 | 105,596 | | | | | |
| Scientific Research and Development Services on Application of Technologies in Industrial, Biological and Allied Fields | 0000030101000000 | 64,219 | 24,349 | 88,568 | 105,596 | 27,139 | 27,990 | 22,472 | 27,995 | 105,596 | | | | | |


| Particulars | UACS CODE | Current Year's Obligation | | | Budget Year Obligation Program | | | | | | | | | | |
|--|-----------------|-----------------------------|------------------------------|-----------|--------------------------------|-----------------------|--------|--------|--------|-----------------|----------------------------------|-------|-------|-----|------------------------|
| | | Actual Jan.1- Sept.30 | Estimate Oct.1- Dec.31 | Total | Total | COMPREHENSIVE RELEASE | | | | | FOR LATER RELEASE(Negative List) | | | | |
| | | | | | | Q1 | Q2 | Q3 | Q4 | Sub Total | Q1 | Q2 | Q3 | Q4 | Sub Total |
| 1 | 2 | 3 | 4 | 5= 3+4 | 6= 11+16 | 7 | 8 | 9 | 10 | 11= 7+8+9+10 | 12 | 13 | 14 | 15 | 16= 12+13+ 14+15 |
| Research and Development of Technologies in Industrial Manufacturing , Mineral Processing and Energy | 168003010100001 | 59,936 | 22,157 | 82,093 | 98,720 | 25,680 | 26,012 | 21,013 | 26,015 | 98,720 | | | | | |
| PS | | 41,832 | 13,789 | 55,621 | 60,802 | 12,701 | 17,700 | 12,701 | 17,700 | 60,802 | | | | | |
| MOOE | | 18,104 | 8,368 | 26,472 | 37,918 | 12,979 | 8,312 | 8,312 | 8,315 | 37,918 | | | | | |
| Application of Research and Development Results of Technologies in Industrial Manufacturing, Mineral Processing and Energy | 168003010100002 | 12 | 207 | 219 | 216 | 54 | 54 | 54 | 54 | 216 | | | | | |
| MOOE | | 12 | 207 | 219 | 216 | 54 | 54 | 54 | 54 | 216 | | | | | |
| Evaluation, Coordination and Monitoring of Industrial Programs/Projects and Management Information System | 168003010100003 | 4,271 | 1,985 | 6,256 | 6,660 | 1,405 | 1,924 | 1,405 | 1,926 | 6,660 | | | | | |
| PS | | 4,243 | 1,737 | 5,980 | 6,388 | 1,337 | 1,856 | 1,337 | 1,858 | 6,388 | | | | | |
| MOOE | | 28 | 248 | 276 | 272 | 68 | 68 | 68 | 68 | 272 | | | | | |
| MFO 2: TECHNICAL ADVISORY SERVICES | 000003020000000 | 44,070 | 13,210 | 57,280 | 66,171 | 14,918 | 17,319 | 12,905 | 17,329 | 62,471 | 1,000 | 1,000 | 1,000 | 700 | 3,700 |
| Testing and Analysis of Materials/Products, Calibration of Instruments and Apparatus and other Technical Services | 167003020100000 | 31,250 | 7,196 | 38,446 | 47,129 | 10,736 | 11,891 | 8,906 | 11,896 | 43,429 | 1,000 | 1,000 | 1,000 | 700 | 3,700 |
| PS | | 24,957 | 5,264 | 30,221 | 36,156 | 7,546 | 10,531 | 7,546 | 10,533 | 36,156 | | | | | |
| MOOE | | 6,293 | 1,932 | 8,225 | 10,973 | 3,190 | 1,360 | 1,360 | 1,363 | 7,273 | 1,000 | 1,000 | 1,000 | 700 | 3,700 |
| Promotion and Marketing of Industrial Technologies and Services | 167003020200000 | 12,820 | 6,014 | 18,834 | 19,042 | 4,182 | 5,428 | 3,999 | 5,433 | 19,042 | | | | | |
| PS | | 11,968 | 5,109 | 17,077 | 17,308 | 3,612 | 5,041 | 3,612 | 5,043 | 17,308 | | | | | |

| Particulars | UACS CODE | Current Year's Obligation | | | Budget Year Obligation Program | | | | | | | | | | |
|---|-----------------|-----------------------------|------------------------------|-----------|--------------------------------|-----------------------|---------|---------|--------|-----------------|----------------------------------|----|----|----|------------------------|
| | | Actual Jan.1- Sept.30 | Estimate Oct.1- Dec.31 | Total | Total | COMPREHENSIVE RELEASE | | | | | FOR LATER RELEASE(Negative List) | | | | |
| | | | | | | Q1 | Q2 | Q3 | Q4 | Sub Total | Q1 | Q2 | Q3 | Q4 | Sub Total |
| 1 | 2 | 3 | 4 | 5= 3+4 | 6= 11+16 | 7 | 8 | 9 | 10 | 11= 7+8+9+10 | 12 | 13 | 14 | 15 | 16= 12+13+ 14+15 |
| MOOE | | 852 | 905 | 1,757 | 1,734 | 570 | 387 | 387 | 390 | 1,734 | | | | | |
| Locally-Funded Projects | 000004000000000 | 6,166 | 9,709 | 15,875 | 487,318 | 125,000 | 151,230 | 127,466 | 83,622 | 487,318 | | | | | |
| Buildings and Other Structures | 000004010000000 | 5,996 | 2,004 | 8,000 | 40,000 | 15,000 | 20,000 | 5,000 | | 40,000 | | | | | |
| Government Buildings | 000004010500000 | 5,996 | 2,004 | 8,000 | 40,000 | 15,000 | 20,000 | 5,000 | | 40,000 | | | | | |
| Repair/Renovation and Maintenance of ITDI Buildings and Facilities | 167004010500003 | 5,996 | 2,004 | 8,000 | 40,000 | 15,000 | 20,000 | 5,000 | | 40,000 | | | | | |
| CO | | 5,996 | 2,004 | 8,000 | 40,000 | 15,000 | 20,000 | 5,000 | | 40,000 | | | | | |
| Economic Development | 000004070000000 | 170 | 7,705 | 7,875 | 447,318 | 110,000 | 131,230 | 122,466 | 83,622 | 447,318 | | | | | |
| Trade and Industry | 000004070500000 | 170 | 7,705 | 7,875 | 447,318 | 110,000 | 131,230 | 122,466 | 83,622 | 447,318 | | | | | |
| Enhancing the Competence and Capability of the National Metrology Laboratories of the Philippines | 167004070500001 | | | | 395,362 | 75,000 | 118,370 | 118,370 | 83,622 | 395,362 | | | | | |
| MOOE | | | | | 195,866 | 35,000 | 53,622 | 53,622 | 53,622 | 195,866 | | | | | |
| CO | | | | | 199,496 | 40,000 | 64,748 | 64,748 | 30,000 | 199,496 | | | | | |
| Modular Multi-Industry Innovation Center | 167004070500002 | 170 | 7,705 | 7,875 | 51,956 | 35,000 | 12,860 | 4,096 | | 51,956 | | | | | |
| MOOE | | | | | 29,096 | 20,000 | 5,000 | 4,096 | | 29,096 | | | | | |
| CO | | 170 | 7,705 | 7,875 | 22,860 | 15,000 | 7,860 | | | 22,860 | | | | | |
| Research and Development | 000004130000000 | | | | | | | | | | | | | | |
| Information and Communication Technology | 000004130600000 | | | | | | | | | | | | | | |
| Development of ITDI Service System | 103004130600001 | | | | | | | | | | | | | | |
| CO | | | | | | | | | | | | | | | |
| Retirement and Life Insurance Premiums | 104102 | 10,689 | 2,170 | 12,859 | 13,896 | 3,472 | 3,472 | 3,473 | 3,479 | 13,896 | | | | | |


| Particulars | UACS CODE | Current Year's Obligation | | | Budget Year Obligation Program | | | | | | | | | | |
|---|------------------|-----------------------------|------------------------------|-----------|--------------------------------|-----------------------|-------|-------|-------|-----------------|----------------------------------|----|----|----|------------------------|
| | | Actual Jan.1- Sept.30 | Estimate Oct.1- Dec.31 | Total | Total | COMPREHENSIVE RELEASE | | | | | FOR LATER RELEASE(Negative List) | | | | |
| | | | | | | Q1 | Q2 | Q3 | Q4 | Sub Total | Q1 | Q2 | Q3 | Q4 | Sub Total |
| 1 | 2 | 3 | 4 | 5= 3+4 | 6= 11+16 | 7 | 8 | 9 | 10 | 11= 7+8+9+10 | 12 | 13 | 14 | 15 | 16= 12+13+ 14+15 |
| General Administration and Support | 0000010000000000 | 1,391 | 876 | 2,267 | 1,602 | 400 | 400 | 401 | 401 | 1,602 | | | | | |
| General Administrative and Support Services | 1030010001000000 | 1,391 | 876 | 2,267 | 1,602 | 400 | 400 | 401 | 401 | 1,602 | | | | | |
| PS | | 1,391 | 876 | 2,267 | 1,602 | 400 | 400 | 401 | 401 | 1,602 | | | | | |
| Operations | 0000030000000000 | 9,298 | 1,294 | 10,592 | 12,294 | 3,072 | 3,072 | 3,072 | 3,078 | 12,294 | | | | | |
| MFO 1: SCIENTIFIC RESEARCH AND DEVELOPMENT | 0000030100000000 | 5,136 | 832 | 5,968 | 6,823 | 1,705 | 1,705 | 1,705 | 1,708 | 6,823 | | | | | |
| Scientific Research and Development Services on Application of Technologies in Industrial, Biological and Allied Fields | 0000030101000000 | 5,136 | 832 | 5,968 | 6,823 | 1,705 | 1,705 | 1,705 | 1,708 | 6,823 | | | | | |
| Research and Development of Technologies in Industrial Manufacturing , Mineral Processing and Energy | 1680030101000001 | 4,666 | 727 | 5,393 | 6,176 | 1,544 | 1,544 | 1,544 | 1,544 | 6,176 | | | | | |
| PS | | 4,666 | 727 | 5,393 | 6,176 | 1,544 | 1,544 | 1,544 | 1,544 | 6,176 | | | | | |
| Evaluation, Coordination and Monitoring of Industrial Programs/Projects and Management Information System | 1680030101000003 | 470 | 105 | 575 | 647 | 161 | 161 | 161 | 164 | 647 | | | | | |
| PS | | 470 | 105 | 575 | 647 | 161 | 161 | 161 | 164 | 647 | | | | | |
| MFO 2: TECHNICAL ADVISORY SERVICES | 0000030200000000 | 4,162 | 462 | 4,624 | 5,471 | 1,367 | 1,367 | 1,367 | 1,370 | 5,471 | | | | | |
| Testing and Analysis of Materials/Products, Calibration of Instruments and Apparatus and other Technical Services | 1670030201000000 | 2,816 | 152 | 2,968 | 3,715 | 928 | 928 | 928 | 931 | 3,715 | | | | | |
| PS | | 2,816 | 152 | 2,968 | 3,715 | 928 | 928 | 928 | 931 | 3,715 | | | | | |

| Particulars | UACS CODE | Current Year's Obligation | | | Budget Year Obligation Program | | | | | | | | | | |
|---|-----------------|-----------------------------|------------------------------|-----------|--------------------------------|-----------------------|--------|--------|--------|-----------------|----------------------------------|-------|-------|-----|------------------------|
| | | Actual Jan.1- Sept.30 | Estimate Oct.1- Dec.31 | Total | Total | COMPREHENSIVE RELEASE | | | | | FOR LATER RELEASE(Negative List) | | | | |
| | | | | | | Q1 | Q2 | Q3 | Q4 | Sub Total | Q1 | Q2 | Q3 | Q4 | Sub Total |
| 1 | 2 | 3 | 4 | 5= 3+4 | 6= 11+16 | 7 | 8 | 9 | 10 | 11= 7+8+9+10 | 12 | 13 | 14 | 15 | 16= 12+13+ 14+15 |
| Promotion and Marketing of Industrial Technologies and Services | 167003020200000 | 1,346 | 310 | 1,656 | 1,756 | 439 | 439 | 439 | 439 | 1,756 | | | | | |
| PS | | 1,346 | 310 | 1,656 | 1,756 | 439 | 439 | 439 | 439 | 1,756 | | | | | |
| Recapitulation by MFO: | | 117,587 | 38,853 | 156,440 | 184,061 | 45,129 | 48,381 | 38,449 | 48,402 | 180,361 | 1,000 | 1,000 | 1,000 | 700 | 3,700 |
| MFO 1: SCIENTIFIC RESEARCH AND DEVELOPMENT | 000003010000000 | 69,355 | 25,181 | 94,536 | 112,419 | 28,844 | 29,695 | 24,177 | 29,703 | 112,419 | | | | | |
| MFO 2: TECHNICAL ADVISORY SERVICES | 000003020000000 | 48,232 | 13,672 | 61,904 | 71,642 | 16,285 | 18,686 | 14,272 | 18,699 | 67,942 | 1,000 | 1,000 | 1,000 | 700 | 3,700 |


Prepared By:


 quizon/janet
 Financial Services Head / Budget Officer
 Date: 14/Nov/2016

In coordination with:


 reyes, soledad
 Accountant IV
 Date: 14/Nov/2016

Approved By:


 Azanza/ Maria Patricia
 Agency Head / Department Secretary
 Date: 14/Nov/2016