




Particulars	UACS CODE	Current Year's Obligations			Budget Year Obligation Program						Budget Year Obligation Program				
		Actual Jan. 1- Sept. 30	Estimate Oct.1- Dec.31	Total	TOTAL	COMPREHENSIVE RELEASE					FOR LATER RELEASE (Negative List)				
						Q1	Q2	Q3	Q4	Sub-Total	Q1	Q2	Q3	Q4	Sub-Total
1	2	3	4	5=3+4	6=11+16	7	8	9	10	11=7+8+9+10	12	13	14	15	16=12+13+14+15
c. Evaluation, Coordination and Monitoring of Industrial Programs/Projects and Management Information System	301010003	4,795	1,033	5,828	6,256	1,371	1,785	1,339	1,762	6,256	-	-	-	-	-
PS		4,648	907	5,555	5,980	1,316	1,674	1,256	1,734	5,980	-	-	-	-	-
MOOE		147	126	273	276	55	110	83	28	276	-	-	-	-	-
CO		-	-	-	-	-	-	-	-	-	-	-	-	-	-
MFO 2 - Technical Advisory Services	302000000	44,948	7,811	52,759	58,752	11,956	16,345	12,259	14,492	55,052	1,000	1,000	1,000	700	3,700
2. Testing and Analysis of Materials/Products, Calibration of Instruments and Apparatus and other Technical Services	302010000	30,711	5,744	36,455	39,918	7,848	10,861	8,146	9,364	36,218	1,000	1,000	1,000	700	3,700
PS		25,071	4,633	29,704	30,221	6,649	8,462	6,346	8,764	30,221	-	-	-	-	-
MOOE		5,640	1,111	6,751	9,697	1,199	2,399	1,799	600	5,997	1,000	1,000	1,000	700	3,700
CO		-	-	-	-	-	-	-	-	-	-	-	-	-	-
3. Promotion and Marketing of Industrial Technologies and Services	302020000	14,237	2,067	16,304	18,834	4,108	5,484	4,113	5,128	18,834	-	-	-	-	-
PS		13,214	1,362	14,576	17,077	3,757	4,782	3,586	4,952	17,077	-	-	-	-	-
MOOE		1,023	705	1,728	1,757	351	703	527	176	1,757	-	-	-	-	-
CO		-	-	-	-	-	-	-	-	-	-	-	-	-	-
Locally-Funded Project(s)		-	14,250	14,250	15,875	-	9,000	6,875	-	15,875	-	-	-	-	-
PS		-	-	-	-	-	-	-	-	-	-	-	-	-	-
MOOE		-	-	-	-	-	-	-	-	-	-	-	-	-	-
CO		-	14,250	14,250	15,875	-	9,000	6,875	-	15,875	-	-	-	-	-
1. Repair/Renovation and Maintenance of ITDI Buildings and Facilities	401050003	-	11,250	11,250	8,000	-	5,000	3,000	-	8,000	-	-	-	-	-
PS		-	-	-	-	-	-	-	-	-	-	-	-	-	-
MOOE		-	-	-	-	-	-	-	-	-	-	-	-	-	-
CO		-	11,250	11,250	8,000	-	5,000	3,000	-	8,000	-	-	-	-	-
2. Repair/Renovation of the Materials Science Building for Upgrading and Establishment of Specialized Laboratories	401050004	-	3,000	3,000	-	-	-	-	-	-	-	-	-	-	-
PS		-	-	-	-	-	-	-	-	-	-	-	-	-	-
MOOE		-	-	-	-	-	-	-	-	-	-	-	-	-	-
CO		-	3,000	3,000	-	-	-	-	-	-	-	-	-	-	-
3. Development of ITDI Service Systems	413010006	-	-	-	7,875	-	-	-	-	7,875	-	-	-	-	-
PS		-	-	-	-	-	-	-	-	-	-	-	-	-	-
MOOE		-	-	-	-	-	-	-	-	-	-	-	-	-	-
CO		-	-	-	7,875	-	4,000	3,875	-	7,875	-	-	-	-	-

Particulars	UACS CODE	Current Year's Obligations			Budget Year Obligation Program						Budget Year Obligation Program				
		Actual Jan. 1- Sept. 30	Estimate Oct. 1- Dec. 31	Total	TOTAL	COMPREHENSIVE RELEASE					FOR LATER RELEASE (Negative List)				
						Q1	Q2	Q3	Q4	Sub-Total	Q1	Q2	Q3	Q4	Sub-Total
1	2	3	4	5=3+4	6=11+16	7	8	9	10	11=7+8+9+10	12	13	14	15	16=12+13+14+15
II. Automatic Appropriations															
I. Retirement and Life Insurance Premiums		9,009	2,149	11,485	12,012	3,003	3,003	3,003	3,003	12,012					
General Administration and Support		1,049	-	1,356	1,420	355	355	355	355	1,420					
General Administration and Supervision	100010000	1,049	-	1,356	1,420	355	355	355	355	1,420					
PS		1,049	307	1,356	1,420	355	355	355	355	1,420					
MOOE		-	-	-	-	-	-	-	-	-					
CO		-	-	-	-	-	-	-	-	-					
Operations		7,960	2,149	10,109	10,592	2,648	2,648	2,648	2,648	10,592					
MFO 1 - Scientific Research and Development	301000000	4,414	1,343	5,757	5,968	1,492	1,492	1,492	1,492	5,968					
1. Scientific Research and Development Services on Application of Technologies in Industrial, biological and Allied Fields	301010000	4,414	1,343	5,757	5,968	1,492	1,492	1,492	1,492	5,968					
PS		4,414	1,343	5,757	5,968	1,492	1,492	1,492	1,492	5,968					
MOOE		-	-	-	-	-	-	-	-	-					
CO		-	-	-	-	-	-	-	-	-					
a. Research and Development of Technologies in Industrial Manufacturing, Mineral Processing and Energy	301010001	3,993	1,228	5,221	5,393	1,348	1,348	1,348	1,348	5,393					
PS		3,993	1,228	5,221	5,393	1,348	1,348	1,348	1,348	5,393					
MOOE		-	-	-	-	-	-	-	-	-					
CO		-	-	-	-	-	-	-	-	-					
b. Application of Research and Development Results of Technologies in Industrial Manufacturing, Mineral Processing and Energy	301010002	-	-	-	-	-	-	-	-	-					
PS		-	-	-	-	-	-	-	-	-					
MOOE		-	-	-	-	-	-	-	-	-					
CO		-	-	-	-	-	-	-	-	-					

Particulars	UACS CODE	Current Year's Obligations			Budget Year Obligation Program						Budget Year Obligation Program				
		Actual Jan. 1- Sept. 30	Estimate Oct.1- Dec.31	Total	TOTAL	COMPREHENSIVE RELEASE					FOR LATER RELEASE (Negative List)				
						Q1	Q2	Q3	Q4	Sub-Total	Q1	Q2	Q3	Q4	Sub-Total
1	2	3	4	5=3+4	6=11+16	7	8	9	10	11=7+8+9+10	12	13	14	15	16=12+13+14+15
c. Evaluation, Coordination and Monitoring of Industrial Programs/Projects and Management Information System	301010003	421	115	536	575	144	144	144	144	575	-	-	-	-	-
PS		421	115	536	575	144	144	144	144	575	-	-	-	-	-
MOOE		-	-	-	-	-	-	-	-	-	-	-	-	-	-
CO		-	-	-	-	-	-	-	-	-	-	-	-	-	-
MFO 2 - Technical Advisory Services	302000000	3,546	806	4,352	4,624	1,156	1,156	1,156	1,156	4,624	-	-	-	-	-
2. Testing and Analysis of Materials/Products, Calibration of Instruments and Apparatus and other Technical Services	302010000	2,334	595	2,929	2,968	742	742	742	742	2,968	-	-	-	-	-
PS		2,334	595	2,929	2,968	742	742	742	742	2,968	-	-	-	-	-
MOOE		-	-	-	-	-	-	-	-	-	-	-	-	-	-
CO		-	-	-	-	-	-	-	-	-	-	-	-	-	-
3. Promotion and Marketing of Industrial Technologies and Services	302020000	1,212	211	1,423	1,656	414	414	414	414	1,656	-	-	-	-	-
PS		1,212	211	1,423	1,656	414	414	414	414	1,656	-	-	-	-	-
MOOE		-	-	-	-	-	-	-	-	-	-	-	-	-	-
CO		-	-	-	-	-	-	-	-	-	-	-	-	-	-
III. Special Purpose Funds		12,326	436	12,762	-	-	-	-	-	-	-	-	-	-	-
I. Pension and Gratuity Fund (PGF)		4,300	-	4,300	-	-	-	-	-	-	-	-	-	-	-
General Administration and Support		4,300	-	4,300	-	-	-	-	-	-	-	-	-	-	-
General Administration and Supervision		4,300	-	4,300	-	-	-	-	-	-	-	-	-	-	-
PS		4,300	-	4,300	-	-	-	-	-	-	-	-	-	-	-
II. Miscellaneous Personnel Benefits Fund (MPBF)		8,026	436	8,462	-	-	-	-	-	-	-	-	-	-	-
General Administration and Support		8,026	436	8,462	-	-	-	-	-	-	-	-	-	-	-
General Administration and Supervision		8,026	436	8,462	-	-	-	-	-	-	-	-	-	-	-
PS		8,026	436	8,462	-	-	-	-	-	-	-	-	-	-	-
TOTAL, Current Year Budget / Appropriations		197,209	69,318	266,527	266,137	56,906	81,793	62,221	61,517	262,437	1,000	1,000	1,000	700	3,700
PS		162,893	36,599	199,492	198,678	44,070	55,269	42,203	57,136	198,678	-	-	-	-	-
MOOE		27,475	16,470	43,945	47,509	8,762	17,524	13,143	4,381	43,809	1,000	1,000	1,000	700	3,700
CO		6,841	16,249	23,090	19,950	4,075	9,000	6,875	-	19,950	-	-	-	-	-
Recapitulation by MFO:		117,245	31,245	148,490	157,912	33,550	47,028	35,933	37,701	154,212	1,000	1,000	1,000	700	3,700
MFO 1 - Scientific Research and Development		68,751	22,628	91,379	94,536	20,438	29,527	22,518	22,053	94,536	-	-	-	-	-
MFO 2 - Technical Advisory Services		48,494	8,617	57,111	63,376	13,112	17,501	13,415	15,648	59,676	1,000	1,000	1,000	700	3,700

Particulars	UACS CODE	Current Year's Obligations			Budget Year Obligation Program						Budget Year Obligation Program				
		Actual Jan. 1- Sept. 30	Estimate Oct.1- Dec.31	Total	TOTAL	COMPREHENSIVE RELEASE					FOR LATER RELEASE (Negative List)				
						Q1	Q2	Q3	Q4	Sub-Total	Q1	Q2	Q3	Q4	Sub-Total
1	2	3	4	5=3+4	6=11+16	7	8	9	10	11=7+8+9+10	12	13	14	15	16=12+13+14+15
Part B Major Programs/Projects															
KRA No. 3 - Rapid, inclusive and Sustained Economic Growth		117,245	31,245	148,490	157,912	33,550	47,028	35,933	37,701	154,212	1,000	1,000	1,000	700	3,700
1. Scientific Research and Development Services on Application of Technologies in Industrial, biological and Allied Fields		68,751	22,628	91,379	94,536	20,438	29,527	22,518	22,053	94,536	-	-	-	-	-
2. Testing and Analysis of Materials/Products, Calibration of Instruments and Apparatus and other Technical Services		33,045	6,339	39,384	42,886	8,590	11,603	8,888	10,106	39,186	1,000	1,000	1,000	700	3,700
3. Promotion and Marketing of Industrial Technologies and Services		15,449	2,278	17,727	20,490	4,522	5,898	4,527	5,542	20,490	-	-	-	-	-
Prepared By:  ERIC M. CHARLON Head, Budget Section Date:	In coordination with:  LYDIA M. ABLAÑA Chief, PMISD Date:										Approved By:  MARIA PATRICIA V. AZANZA, Ph.D. Director Date:				