

**Department of Science & Technology**




**INDUSTRIAL TECHNOLOGY DEVELOPMENT INSTITUTE (ITDI)**

**CITIZEN'S CHARTER 2023  
(1<sup>st</sup> Edition)**

**Department of Science & Technology**

**INDUSTRIAL TECHNOLOGY DEVELOPMENT INSTITUTE (ITDI)**

**CITIZEN'S CHARTER 2023**  
**(1<sup>st</sup> Edition)**



## COMPANY BACKGROUND

The Industrial Technology Development Institute or ITDI is one of the research and development institutes (RDIs) under the Department of Science and Technology. By virtue of Executive Order No. 128 dated January 30, 1987, ITDI is mandated to render a variety of services to local industries. It is the flagship agency of the Department, generating a large pool of technologies while providing technical services to industry.

## ITDI HISTORY

**2009 – (Rationalization) August 26, 2009** – As a result of the Rationalization Program of the government under the Executive Order No. 366 dated 4 October 2004, the Industrial Technology Development Institute was rationalized with organizational and staffing modification. Creation of the Packaging Technology Division and National Metrology Division was approved as well as consolidation of some divisions i.e. Fuels and Energy Division (FED) and Chemical and Mineral Division (CMD) to Chemicals and Energy Division (CED); Environmental Division (EnD) and Microbiology and Genetics Division (MGD) to Environment and Biotechnology Division (EBD); Economics and Planning Division (EPD) and Management Information Systems (MIS) to Planning and Management Information Systems Division (PMISD). RTID was likewise renamed to Technological Services Division.

**1987** - The NSTA was reorganized into the Department of Science and Technology (DOST) by virtue of Executive Order Number 128 dated 30 January 1987.

Under this reorganization, NIST was renamed **Industrial Technology Development Institute (ITDI)** and remained one of the R&D institutes under the DOST. All centers were abolished and ITDI now has ten (10) technical divisions with (MSRI) now absorbed by ITDI. Seven (7) divisions to undertake R&D activities, three (3) to render technical services and two (2) support divisions were created.

**1982** - By virtue of Executive Order Number 784 dated 17 March 1982, the NSDB was reorganized into the National Science and Technology Authority (NSTA). Under the reorganization NIST remained as one the R&D Institutes under the NSTA. As reorganized, research on agriculture was transferred to UPLB while the ceramics center emerged into an independent institute (MSRI). The Biological and Industrial research center were also abolished and in their place, three (3) centers were created namely: the National Research and Development (NRDC), Chemical Research and Development Center (CRDC), and the National Standards and Testing Center (NSTC). Under the NRDC and CRDC are seven(7) programs to undertake R&D activities, while the NSTC provides standardization and technical services.

**1973** - As part of the overall reorganization of the Executive branch of the government, the NIST was reorganized, but retained the same name. With the merger of the Agriculture Research Center, Biological Research Center and Medical Center, only two (2) technical R&D centers remained, namely Biological Research Center and Industrial Research Center. In addition, these were the Tests and Standards



Laboratory and the Scientific Instrumentation Division to provide standardization and technical services.

**1958** - Under the so-called "Magna Carta of Philippine Science" RA 1067, NSB was reconstituted as the National Science Development Board (NSDB) which was designed to coordinate and supervise all scientific activities in the country. NSIRI became the **National Institute of Science and Technology (NIST)** under the supervision of NSDB.

**1956** - Congress approved RA Number 1606 authorizing the establishment of the National Science Board (NSB). IST was changed to the **National Scientific and Industrial Research Institute (NSIRI)**, and was placed under supervision of NSB.

**1951** - The IS was renamed **Institute of Science and Technology (IST)** by virtue of Executive Order No. 392 and for the first time primarily concerned itself to industry-oriented research.

**1947** - The BS was transformed into the **Institute of Science (IS)** by virtue of Executive Order No. 94.

**1934** - The headship of the BS was passed on for the first time to a Filipino chemist, Dr. Angel S. Arguelles. The present-day Bureau of Soils, Bureau of Mines, Bureau of Fisheries and National Survey Division of Education Museum developed initially as part of the Bureau of Science during the pre-war years.

**1905** - By virtue of the Philippine Commission Act. No. 1407, the BGL was reorganized into the **Bureau of Science (BS)** and expanded its functions to include the Bureau of Mines and the Ethnological Survey Division of Education.

**1901** - 1st of July - **The Bureau of Government Laboratories (BGL)** came into existence through the Philippine Commission Act. No. 156. It was composed of the biological and chemical laboratories, a science library, and the Serum Laboratory of the Board of Health.



## **AGENCY PROFILE**

### **I. Mandate:**

Undertake applied research and development to generate new knowledge, technologies, and innovations in the field of industrial manufacturing, mineral processing, and energy.

Conduct knowledge translation or technology transfer and commercialization.

Provide technical services, tests and analyses, and metrology to ensure international traceability of the national units of measure.

### **II. Vision:**

By 2030, ITDI is the country's leading industry partner in Science, Technology, and Innovation.

### **III. Mission:**

To contribute to making local industries globally competitive through research and development, transfer and commercialization of innovative and sustainable technologies, and provision of appropriate technical services.

## **IV. SERVICE PLEDGE: QUALITY POLICY**

We are committed to help local industries become globally competitive by providing appropriate technologies and services.

We shall continually improve our QMS to come up with conformity of products and services that would meet customer expectations within applicable regulatory and statutory requirements.



## V. LIST OF SERVICES

### I. ADMINISTRATIVE AND TECHNICAL SERVICES

#### A. ADMINISTRATIVE DIVISION

- **Cashier Section**

- External Services**

1. Issuance of Official Receipt (Over-the-Counter Payment)	14
2. Issuance of Official Receipt (Direct Payment)	19
3. Processing of Payment to Payee /Creditors Thru Check	24
4. Processing of Payment to Payee/Creditors Thru List of Due and Demandable Accounts Payable – Advice to Debit Account (LDDAP-ADA)	29
5. Releasing of Check / Validated LDDAP-ADA and BIR Tax Certificate (BIR Form 2307) to Dealer and Creditors	37
6. Releasing of Check / Validated LDDAP-ADA and BIR Tax Certificate (BIR Form 2307) to Individual Payee	41

- **Human Resources Management Section**

- External Services**

1. Employment's Application for Contract of Service	44
2. Employment's Application for Permanent Position	52
3. Request of Service Record – Resigned / Retired Employee	65

- Internal Services**

1. Filing of Application for Maternity Leave	67
2. Filing Application for Paternity Leave	78
3. Filing of Application for Rehabilitation Leave	88
4. Filing of Application for Sick Leave	98
5. Filing of Application for Solo Parent Leave	108
6. Filing of Application for Vacation Leave	118
7. Request for Certificate of Employment	128
8. Employment Application for Contract of Service (Renewal)	131
9. Employment's Application for Permanent Position	136
10. Request of Service Record	148



● <b><i>Property &amp; Procurement Management Section</i></b>	
<b>External Services</b>	
1. Request for Extension of Delivery / Change of Specification and/or <b>Cancellation of Order</b>	<b>150</b>
<b>Internal Services</b>	
1. Procurement of Goods and Services	152
A. Agency to Agency	152
B. Direct Contracting	159
C. Negotiated Procurement – Two Failed Bidding	167
D. Bidding Process through Negotiated Procurement - Scientific, Scholarly, or Artistic Work, Exclusive Technology and Media Services	176
E. Public Bidding	184
F. Small Value Procurement and Shopping	193
● <b><u>Records Management Section</u></b>	
<b>External Services</b>	
1. Releasing of Documents to Other Government and Private Institutions	200
<b>Internal Services</b>	
1. Certify True Copy of Documents	203
2. Dissemination of Documents within ITDI	206
3. Retrieval of Requested Documents	209
<b>B. FINANCE AND MANAGEMENT DIVISION</b>	
<b>External and Internal Services</b>	
1. Processing of Order of Payment	214
2. Processing of Disbursement Voucher	217
3. Processing of Statement of Account	246
<b>C. NATIONAL METROLOGY DIVISION</b>	
<b>External Services</b>	
1. Measuring Instrument Calibration and Measurement Service	250
NMD Schedule of Fees and Charges	262
2. Proficiency Testing Program	275
NMD Schedule of Fees and Charges	281
3. Sale of Reference Materials	283
List of Available Matrix Reference Materials	289





## **D. PLANNING & MANAGEMENT INFORMATION SYSTEMS DIVISION**

### **External Services**

1. Request for Use of ITDI Network Infrastructure 294

### **Internal Services**

1. Processing of Employee's Monthly Attendance 296
2. Request for IT Technical Support 298
3. Request for Website Updating and Posting 300
4. Request for System Development 301

## **E. STANDARDS & TESTING DIVISION**

### **External & Internal Services**

1. Chemical Testing (Basic) 304
  2. Chemical Testing (Advanced) 312
  3. Entomological Testing (Bioefficacy Testing) 319
  4. Entomological Testing (Insecticidal Activity Screening) 327
  5. Microbiological Testing 335
  6. Pharmacological and Toxicological Testing (Inhalation Test and Other Contract Testing Services) 342
  7. Pharmacological and Toxicological Testing (Toxicity and Irritation Test) 350
  8. Physical and Mechanical Testing (Basic) 358
  9. Physical and Mechanical Testing (Advanced) 366
  10. Breakdown, Re-Issuance or Certified True Copies of Test Reports / FOC Certificates 374
- Schedule of Fees and Charges for Testing and Analytical Services 381

## **F. TECHNOLOGICAL SERVICES DIVISION**

### **External Services**

1. Payment of Royalties 400
2. Processing of Awareness Seminar/Forum and Exhibit 402
3. Processing of Consultancy Services 404
4. Processing of Freedom of Information (FOI) Inquiries 406
5. Processing of Requests for Training 410
6. Processing of Requests for Technical Assistance 424
7. Processing of Standard Inquiries 428
8. Processing of Study Tour 429
9. Technical Assistance 431
10. Technology Adoption 436
  - ITDI Training Courses 443
  - List of Technologies for Commercialization 447



### **Internal Services**

1. CADD (Computer Aided Design & Drafting) Drawings for ITDI Technologies	453
2. Computation of Technology Fees (Development Cost and Technology Fee)	456
3. Computation of Tech Services Fees (LIB Preparation)	460
4. Desktop Publishing (DTP)	463
5. Infrastructure Document Assistance for ITDI Facilities	465
6. Intellectual Property (IP) Application	467
7. Media Coverage of Event	471
8. Preventive or Corrective Maintenance of ITDI Facilities (Buildings or Equipment)	473
9. Profitability Analysis	475
10. Speech Writing	479
11. Technology, Services, and Events Promotion through Social Media	481
12. Video Production	484

## **II. RESEARCH AND DEVELOPMENT DIVISIONS**

### **A. CHEMICALS AND ENERGY DIVISION**

#### **External Services**

1. Provision of Energy Audit / Assessment (EA) Service	489
CED Schedule of Fees and Charges	494
2. Provision for R&D Technical Services Thru Memorandum of Agreement (MOA)	495
CED Schedule of Fees and Charges	503
3. Provision of R&D Technical Services Thru Standardized Fees	504
List of R&D Technical Services Thru Standardized Fees	513

#### **Internal Services**

1. Use of Facility/Equipment	517
------------------------------	-----

### **B. ENVIRONMENT & BIOTECHNOLOGY DIVISION**

#### **External Services**

1. Antimicrobial Assay (Kirby Bauer Method)	522
2. Distribution of Starter Cultures for Fermented Food	527
3. Environmental Technology Verification (ETV)	532
Line-Item-Budget for ETV	540



## **C. FOOD PROCESSING DIVISION**

### **External Services**

1. Color Determination	542
2. Moisture Analysis	546
3. Sensory Evaluation -Preference Ranking	550
4. Shelf-Life Validation (Comparative evaluation of Retained Samples-MC,Aw, at CMC)	554
5. Shelf Life Validation (Moisture Acceleration Method Using Novasina)	558
6. Texture Measurement	562
7. Thermal Validation Services	566
8. Use of Facilities	570
9. Use of Facilities for the Halal Food R&D Facility	576
10. Use of Ratovapor and Refractometer	581
11. Water Activity Test (aW)	585
Food Processing Standard Fees	588

## **D. MATERIALS SCIENCE DIVISION**

### **External Services**

1. Provision of R&D Technical Services thru Standardized Fees	591
---	-----

### **Nanotechnology/Membrane Laboratory**

A. These services are offered by MSD for Use of Facility to process materials	591
A.1 Use of Compression Molding machine	591
A.2 Use of Grinder	
A.3 Use of Twin Screw Extruder	
A.4 Use of Two Roll Mill and Compression Machine	
A.5 Firing Using 5kW Kiln (Firing Temperature:800 <sup>0</sup> C-1000 <sup>0</sup> C)	595
A.6 Pot Milling of Mineral Powder, 500g – 1kg capacity (24 hours)	
B. These services are offered by MSD for Testing/Analysis to characterize materials.	598
B.1 Determination of water absorption for Ceramics	
B.2 Elemental Analysis by X-ray Fluorescence / Wave Dispersive (WD-XRF): one sample	
B.3 Particle Size Analysis by Dynamic Light Scattering: One sample	
B.4 Specular Gloss Measurement	
B.5 X-ray Diffraction Analysis (raw data-ASCII file)	601



- B.6 Surface Roughness by Imaging with measurement by Atomic Force Microscope (AFM) 605
- B.7 TEM Imaging and Diffraction (4 images and 4 SEAD images /sample or 4 images and 2 NBD images/sample)
- B.8 TEM Imaging (Bright and Dark Field) (4 images/ sample)
- B.9 TEM Imaging EDS Analysis (4 images and 4 points analysis /sample)
- B.10 TEM Imaging, Diffraction and EDS (4 images and 4 SEAD images /sample or 4 images and 2 NBD images/sample) 608
- B.11 X-ray Diffraction Analysis (no soft copy): one sample
- C.1 Preliminary Evaluation of One Red Clay (for one month) 611

### **Materials Development (Matdev) Laboratory**

- A. These services are offered by MSD for Use of Facility to 3D print materials. 615
- A.1 Composite FDM 3D Printing using Markforged Marktwo (Material: Pure Onyx) Use of Electrospinning apparatus
  - A.2 Composite FDM 3D Printing using Markforged Marktwo (Material: Onyx w/ continuous Carbon fiber)
  - A.3 Composite FDM 3D Printing using Markforged Marktwo (Material: Onyx w/ continuous Fiber glass)
  - A.4 Composite FDM 3D Printing using Markforged Marktwo (Material: Onyx w/ continuous Kevlar)
  - A.5 Composite FDM 3D Printing using Markforged Marktwo (Material: Onyx w/ continuous HSHT Glass)
  - A.6 FDM 3D Printing using Ultimaker S5
  - A.7 High Temp. FDM 3D Printing using Intamsys Funmat Pro 410 (Material: PEKK)
  - A.8 High Temp. FDM 3D Printing using Intamsys Funmat Pro 410 (Material: PEI)
  - A.9 High Temp. FDM 3D Printing using Intamsys Funmat Pro 410 (Material: PEEK)
  - A.10 SLA 3D Printing using FORMLABS FORM 2 (Ceramic)
  - A.11 SLA 3D Printing using FORMLABS FORM 2 (Resin Type: Standard Resin)
  - A.12 SLA 3D Printing using FORMLABS FORM 2 (Resin Type: Tough Resin)
  - A.13 SLA 3D Printing using FORMLABS FORM 2 (Resin Type: High Temp. Resin)
  - A.14 SLA 3D Printing using FORMLABS FORM 2 (Resin Type: Dental SG Resin)
  - A.15 SLA 3D Printing using FORMLABS FORM 2 (Resin Type: Dental LT Resin)
- B. These services are offered by MSD for Use of Facility to scan sample/s. 619
- B.1 Artec Space Spider 3D Handheld Scanner (Small Size 5-10 cm)
  - B.2 Artec Space Spider 3D Handheld Scanner (Medium Size 10-20 cm)
  - B.3 Artec Space Spider 3D Handheld Scanner (Large Size 20-30 cm)



C. These services are offered by MSD for Testing/Analysis to characterize materials.

C.1 2D and 3D Optical Imaging using Keyence VHX-7000 622

C.2 2D and 3D Optical Imaging with Measurements using Keyence VHX-7000

C.3 Dynamic Mechanical Analysis with Tg Determination using Hitachi DMA7100  
w/ Positive Temp. 626

C.4 Dynamic Mechanical Analysis with Tg Determination using Hitachi  
DMA7100 w/ Negative Temp.

**Material Science Technical Services Standardized Fees 630**

**MSD – Advanced Device and Materials Testing Laboratory (ADMATEL)**

**External Service**

1. Provision of Test and Technical Services for External Customers 641

**Internal Service**

1. Provision of Test and Technical Services for Internal Customers 648

MSD-ADMATEL Schedule of Fees and Charges 654

**E. PACKAGING TECHNOLOGY DIVISION**

**External Services**

- 1. Brand Development 659
- 2. Compression Testing for Palletized Load 665
- 3. Compression Testing for Small Individual Packages 672
- 4. Evaluation of Mandatory Labelling Requirement 677
- 5. Evaluation of Packaging for Transport 682
- 6. Identification of Plastic Using Differential Scanning Calorimeter (DSC) 690
- 7. Label Design for Box with Stock Design (Category 1) 692
- 8. Label Design for Box with Custom Design (Category 2) 697
- 9. Label Design with Concept Development 703
- 10. Label Design without Concept Development 708
- 11. Leak Testing 713
- 12. Migration Testing for Plastic Materials 720
- 13. Nutrition Labeling (Evaluation Only) 725
- 14. Oxygen Transmission Rate Testing 730
- 15. Package Development for Food Products 735
- 16. Packaging Design for Transport Packaging with Cushion Design 742
- 17. Preparation Room Rental 747
- 18. Random Vibration Testing 751
- 19. Retort Rental 757
- 20. Shelf Life Testing of Dried Foods 761



21. Shelf Life Testing of Frozen Foods	767
22. Shelf Life Testing of High-Acid Foods	773
23. Shelf life testing of low-acid canned foods	779
24. Shelf Life Testing of Perishable Foods	785
25. Short-Run Production of Boxes and Gift Packs (50 Pieces Maximum)	791
26. Technical Supervision/Evaluation for In-plant Production	796
27. Tensile and Peet Testing Using UTM	802
28. Texture Analysis	807
29. Training of Designer	812
30. Use of Continuous Band Sealer	816
31. Use of Form-Fill Seal for Solids	820
32. Use of Hot and Cold Sealer	824
33. Use of Sacheting Machine	828
34. Use of Shrink Packaging Machine	832
35. Use of Vacuum Packaging Machine	836
36. Water Vapor Transmission Rate Testing	840
37. Weathering Test	845
Packaging Technology Standardized Fees	849
VII. FEEDBACK AND COMPLAINTS MECHANISMS	851
VIII. LIST OF OFFICES	853

**V. List of Services**

**A. ADMINISTRATIVE DIVISION**

**External and Internal Services**



## Cashier Section

### External Services

#### 1. Issuance of Official Receipt (Over-the-Counter Payment)

The Official Receipt is being issued to the customer as proof of acceptance of payment for the availed services and other types paid over-the-counter thru cash and/or check.

<b>Office or Division:</b>	<b>Cashier Section</b>	
<b>Classification:</b>	<b>Simple</b>	
<b>Type of Transaction:</b>	<b>G2B, G2C, G2G</b>	
<b>Who may avail:</b>	<b>All</b>	
<b>CHECKLIST OF REQUIREMENTS</b>		<b>WHERE TO SECURE</b>
1. Technical Services Request Form <ul style="list-style-type: none"> <li>● For Calibration Services               <ul style="list-style-type: none"> <li>- Triplicate copy (carbonized)</li> <li>-</li> </ul> </li> <li>● For Testing &amp; Analysis (ADMATEL)               <ul style="list-style-type: none"> <li>- 1 original copy, 2 photocopies</li> </ul> </li> <li>● For Testing &amp; Analysis (ULIMS); Formula of Conversion and Technical Services               <ul style="list-style-type: none"> <li>- 3 original copies</li> </ul> </li> </ul>		National Metrology Division  Materials Science Division – ADMATEL;  Standards and Testing Division; Packaging Technology Division; Food Processing Division; Chemicals and Energy Division; and Environment and Biotechnology Division





<ol style="list-style-type: none"><li>2. Line-Item Budget (when applicable)<ul style="list-style-type: none"><li>- 1 photocopy</li></ul></li><li>3. Order of Payment (when applicable)<ul style="list-style-type: none"><li>- 2 original copies</li></ul></li><li>4. Statement of Account (when applicable)<ul style="list-style-type: none"><li>- 1 photocopy</li><li>-</li></ul></li><li>5. Memorandum of Agreement /Understanding (when applicable)<ul style="list-style-type: none"><li>- 1 certified copy</li><li>-</li></ul></li><li>6. Approved Conforme Letter<ul style="list-style-type: none"><li>- 1 photocopy</li><li>-</li></ul></li><li>7. Completely filled-out Training Reservation Form (for In-house/Special Training Courses)<ul style="list-style-type: none"><li>- 1 photocopy</li><li>-</li></ul></li><li>8. List/Summary of Participants per Training Courses<ul style="list-style-type: none"><li>- 1 original copy</li></ul></li><li>9. Development of Environmental Technology Verification Test Plan application form with ETV Reference No. (when applicable)</li></ol>	<p>Packaging Technology Division; Food Processing Division; Chemicals and Energy Division; Environment and Biotechnology Division; and Technological Services Division</p> <p>Accounting Section, Finance and Management Division / 2<sup>nd</sup> Floor Metrology Building, ITDI</p> <p>Accounting Section, Finance and Management Division / 2<sup>nd</sup> Floor Metrology Building, ITDI</p> <p>Customer availing the service; Technological Services Division</p> <p>Customer availing the service; Technological Services Division</p> <p>RCTS Section, Technological Services Division / 2<sup>nd</sup> Floor Metrology Building, ITDI</p> <p>RCTS Section, Technological Services Division / 2<sup>nd</sup> Floor Metrology Building, ITDI</p> <p>Customer availing the service;</p>
---	--



<ul style="list-style-type: none"> <li>- 1 original copy</li> <li>-</li> </ul> <p>10. Summary of Overall or Net Sales for a specified period and as agreed upon on the signed Memorandum of Agreement /Memorandum of Understanding</p> <ul style="list-style-type: none"> <li>- 1 photocopy</li> <li>-</li> </ul> <p>11. Payment in the form of:</p> <ul style="list-style-type: none"> <li>• Cash</li> <li>• Check (any type and not post-dated)</li> </ul>		<p style="text-align: center;">Environment and Biotechnology Division</p> <p style="text-align: center;">Customer paying for royalty fee as an adopter of ITDI developed technology/ies.</p> <p style="text-align: center;">Customer availing the service</p>		
CLIENT STEPS	AGENCY ACTION	FEES TO BE PAID	PROCESSING TIME	PERSON RESPONSIBLE
<p>1. Sign in the Visitor's Logbook in the office lobby and present a valid Identification Card.</p> <p><i>*Make sure to secure the Visitor's ID that will be issued.</i></p>	<p>1. Give the Visitor's Logbook to the customer and issue the Visitor's ID in lieu of the valid Identification Card.</p>	None	1 minute	Guard On duty, Lobby Metrology Building
<p>2. Present the required documents to Window 2, Cashier Section.</p>	<p>2. Accept the required documents and assess for completeness requests.</p>	None	1 minute	Administrative Officer III, Cashier Section, Administrative Division / 2 <sup>nd</sup> Floor Metrology Building



	<p><i>If Deficient – Inform the customer of any deficiency and enumerate the missing requirements.</i></p> <p><i>If Complete – Proceed with the next step.</i></p>			
<p>3. Pay* the required fees at the Cashier Section.</p> <p><i>* Make sure to secure an Official Receipt (O.R.) that will be issued upon payment.</i></p>	<p>3.1 Accept the payment as specified in the Order of Payment (OP) and/or Technical Service Request (TSR) application form with assigned ETV Reference No.</p>	<p>As specified in the Order of Payment (OP) and/or Technical Services Request (TSR) form</p>	<p>1 minute*</p> <p><i>*per TSR</i></p>	<p><i>Administrative Officer III</i> Cashier Section Administrative Division 2<sup>nd</sup> Floor Metrology Building</p>
	<p>3.2 Input payment details to Online e-Payment System and/or Official Receipt Database Management System (ORDBMS) and generate Official Receipt (O.R.).</p>	<p>None</p>		<p><i>Administrative Officer III</i> Cashier Section Administrative Division 2<sup>nd</sup> Floor Metrology Building</p>
	<p>3.3 Write down the Official Receipt No., Official Receipt Date, Amount Paid, and affix signature in the Order of Payment (OP) and</p>	<p>None</p>	<p>1 minute</p>	<p><i>Administrative Officer III</i> Cashier Section Administrative Division 2<sup>nd</sup> Floor Metrology Building</p>



	Technical Services Request (TSR) form.			
4. Receive the original copy of the Official Receipt, photocopy of Technical Service Request form, change (when applicable), and fill-out Client Satisfaction Measurement (CSM) Form.	4. Issue the original copy of the Official Receipt, copy of Technical Services Request form, change (when applicable), and Client Satisfaction Measurement (CSM) Form to customer.	None	1 minute	Administrative Officer III, Cashier Section, Administrative Division / 2 <sup>nd</sup> Floor Metrology Building
<b>TOTAL:</b>		<b>As specified in the Technical Services Request Form</b>	<b>5 minutes</b>	



## 2. Issuance of Official Receipt (Direct Payment)

The Official Receipt is being issued to the customer as proof of acceptance of payment for the availed services and other types paid directly to ITDI Treasury and/or Current account.

<b>Office or Division:</b>	<b>Cashier Section</b>	
<b>Classification:</b>	<b>Simple</b>	
<b>Type of Transaction:</b>	<b>G2B, G2C, G2G</b>	
<b>Who may avail:</b>	<b>All</b>	
<b>CHECKLIST OF REQUIREMENTS</b>		<b>WHERE TO SECURE</b>
<ol style="list-style-type: none"> <li>1. Technical Services Request Form <ul style="list-style-type: none"> <li>● For Calibration Services <ul style="list-style-type: none"> <li>- Triplicate copy (carbonized)</li> <li>-</li> </ul> </li> <li>● For Testing &amp; Analysis (ADMATEL) <ul style="list-style-type: none"> <li>- 1 original copy, 2 photocopies</li> </ul> </li> <li>● For Testing &amp; Analysis (ULIMS); Formula of Conversion and Technical Services <ul style="list-style-type: none"> <li>- 3 original copies</li> <li>-</li> </ul> </li> </ul> </li> <li>2. Line-Item Budget (when applicable) <ul style="list-style-type: none"> <li>- 1 photocopy</li> </ul> </li> </ol>		<p style="text-align: center;">National Metrology Division</p> <p style="text-align: center;">Materials Science Division – ADMATEL</p> <p style="text-align: center;">Standards and Testing Division; Packaging Technology Division; Food Processing Division; Chemicals and Energy Division; and Environment and Biotechnology Division</p> <p style="text-align: center;">Packaging Technology Division; Food Processing Division; Chemicals and Energy Division; Environment and Biotechnology Division; and Technological Services Division</p>



<p>3. Order of Payment (when applicable) - 2 original copies</p> <p>4. Statement of Account (when applicable) - 1 photocopy</p> <p>5. Memorandum of Agreement /Understanding (when applicable) - 1 certified copy -</p> <p>6. Approved Conforme Letter - 1 photocopy</p> <p>7. Completely filled-out Training Reservation Form (for In-house/Special Training Courses) - 1 photocopy</p> <p>8. List/Summary of Participants per Training Courses - 1 original copy</p> <p>9. Development of Environmental Technology Verification Test Plan application form with ETV Reference No. (when applicable) - 1 original copy</p>	<p>Accounting Section, Finance and Management Division / 2<sup>nd</sup> Floor Metrology Building, ITDI</p> <p>Accounting Section, Finance and Management Division / 2<sup>nd</sup> Floor Metrology Building, ITDI</p> <p>Customer availing the service; Technological Services Division</p> <p>Customer availing the service; Technological Services Division</p> <p>RCTS Section, Technological Services Division / 2<sup>nd</sup> Floor Metrology Building, ITDI</p> <p>RCTS Section, Technological Services Division / 2<sup>nd</sup> Floor Metrology Building, ITDI</p> <p>Customer availing the service; Environment and Biotechnology Division</p>
---	--



<p>10. Summary of Overall or Net Sales for a specified period and as agreed upon on the signed Memorandum of Agreement /Memorandum of Understanding</p> <ul style="list-style-type: none"> <li>- 1 photocopy</li> </ul> <p>11. Proof of direct payment in the form of:</p> <ul style="list-style-type: none"> <li>● Validated Cash/Check/On-Coll Deposit Slips or List of Due and Demandable Accounts Payable – Advice to Debit Account (LDDAP-ADA)</li> <li>- 1 photocopy</li> </ul>		<p>Customer paying for royalty fee as an adopter of ITDI developed technology/ies.</p> <p>Customer availing the service</p>		
CLIENT STEPS	AGENCY ACTION	FEES TO BE PAID	PROCESSING TIME	PERSON RESPONSIBLE
<p>1. Sign in the Visitor's Logbook in the office lobby and present a valid Identification Card.</p> <p><i>*Make sure to secure the Visitor's ID that will be issued.</i></p>	<p>1. Give the Visitor's Logbook to the customer and issue the Visitor's ID in lieu of the valid Identification Card.</p>	None	1 minute	Guard On duty, Lobby Metrology Building
<p>2. Present the required documents to Window 2, Cashier Section.</p>	<p>2. Accept the required documents and check for correctness of details and completeness of signature.</p>	None	1 minute	Administrative Officer III, Cashier Section, Administrative Division /



	<p><i>If Deficient – Inform the customer of any deficiency and enumerate the missing requirements.</i></p> <p><i>If Complete – Proceed with the next step.</i></p>			2 <sup>nd</sup> Floor Metrology Building
<p>3. Pay* the required fees at the Cashier Section.</p> <p><i>*Make sure to secure an Official Receipt (O.R.) that will be issued upon payment.</i></p>	<p>3.1 Accept the payment as specified in the Order of Payment (OP) and/or Technical Service Request (TSR) application form with assigned ETV Reference No.</p>	<p>As specified in the Order of Payment (OP) and/or Technical Services Request (TSR) form</p>	<p>1 minute</p> <p><i>*per transaction</i></p>	<p>Administrative Officer III, Cashier Section, Administrative Division / 2<sup>nd</sup> Floor Metrology Building</p>
	<p>3.2 Input payment details to Online e-Payment System and/or Official Receipt Database Management System (ORDBMS) and generate Official Receipt (O.R.).</p>	<p>None</p>		<p>Administrative Officer III, Cashier Section, Administrative Division / 2<sup>nd</sup> Floor Metrology Building</p>
	<p>3.3 Write down the Official Receipt No., Official Receipt Date, Amount Paid, and affix signature in the Order of Payment</p>	<p>None</p>	<p>1 minute</p>	<p>Administrative Officer III, Cashier Section, Administrative Division / 2<sup>nd</sup> Floor Metrology Building</p>





	(OP) and Technical Services Request (TSR) form.			
4. Receive the original copy of the Official Receipt, photocopy of Technical Service Request form, change (when applicable) and fill-out Client Satisfaction Measurement (CSM) Form.	4. Issue the original copy of the Official Receipt, copy of Technical Services Request form, change (when applicable), and Client Satisfaction Measurement (CSM) Form to customer.	None	1 minute	Administrative Officer III, Cashier Section, Administrative Division / 2 <sup>nd</sup> Floor Metrology Building
<b>TOTAL:</b>		<b>As specified in the Order of Payment and Technical Services Request Form</b>	<b>5 Minutes</b>	



### 3. Processing of Payment to Payee /Creditors Thru Check

Upon receipt of duly approved Disbursement Voucher(s)/Payrolls, the Cashier Section process payment thru the issuance of MDS/Commercial Check in paying various financial claims and obligations of the institute to various payees/creditors and contractors for the delivered goods and services, salaries, wages, utilities and remittances, and other financial claims, which are already due and demandable.

<b>Office or Division:</b>	Cashier Section
<b>Classification:</b>	Simple
<b>Type of Transaction:</b>	G2B, G2C, G2G
<b>Who may avail:</b>	Payee /Creditors of the institute
<b>CHECKLIST OF REQUIREMENTS</b>	<b>WHERE TO SECURE</b>
1. Approved Disbursement Voucher with complete supporting documents as pre-audited by Accounting Section, FMD.  - All original copies and/or certified true copy.	Office of the Director;  Office of the Deputy Director – ATS; and Office of the Deputy Director – R&D
2. Certification that the Payee/Creditor has no opened/ existing account to any depository bank in the Philippines (when applicable)  - 1 original copy	Concerned Payee/Creditor



CLIENT STEPS	AGENCY ACTION	FEES TO BE PAID	PROCESSING TIME	PERSON RESPONSIBLE
1. Release duly approved Disbursement Voucher.	1.1 Receive approved Disbursement Voucher, check for completeness of signature, and acknowledge receipt by affixing signature on the logbook.	None	2 minutes	Administrative Assistant II  Administrative Officer III Cashier Section, Administrative Division / 2 <sup>nd</sup> Floor Metrology Building
	1.2 Stamp all received Disbursement Vouchers (DV) with received date and control number.	None	8 minutes	Administrative Assistant II,  Administrative Officer III, Cashier Section Administrative Division / 2 <sup>nd</sup> Floor Metrology Building
	1.3 Encode the Disbursement Voucher details to the Cash System and generate a check and check stub.	None	10 minutes	Administrative Assistant II,  Administrative Officer III, Cashier Section Administrative Division / 2 <sup>nd</sup> Floor Metrology Building
	1.4 Input check details to LBP's WinACICDES system and	None	10 minutes	Administrative Assistant II,



	generate Advice of Check Issued and Cancelled (ACIC).			Administrative Officer III, Cashier Section Administrative Division / 2 <sup>nd</sup> Floor Metrology Building
	1.5 Review and verify accuracy and veracity of generated Check against the approved Disbursement Vouchers, and sign Check and Advice of Check Issued and Cancelled (ACIC) as Signing Officer.	None	10 minutes	Administrative Officer V, Cashier Section, Administrative Division Chief Administrative Officer, Finance and Management Division  Chief Science Research Specialist, Technological Services Division / 2 <sup>nd</sup> Floor Metrology Building
2. Forward signed check, Advice of Check Issued and Cancelled (ACIC), and approved Disbursement Voucher to the Countersigning Officer.	2.1 Receive signed Check, Advice of Check Issued and Cancelled (ACIC), and approved Disbursement Voucher.	None	5 minutes	Science Aide, Office of the Director  Administrative Aide IV, Office of the Deputy Director-ATS  Science Aide, Office of the Deputy Director-R&D



				/ 1 <sup>st</sup> Floor Metrology Building
	2.2 Review and verify accuracy and veracity of generated Check against the approved Disbursement Vouchers, and sign Check and Advice of Check Issued and Cancelled (ACIC) as Countersigning Officer	None	2 hours	Director Deputy Director for ATS Deputy Director for R&D / 1 <sup>st</sup> Floor Metrology Building
3. Forward signed check, Advice of Check Issued and Cancelled (ACIC), and approved Disbursement Voucher to the Cashier Section.	3.1 Receive signed Check and Advice of Check Issued and Cancelled (ACIC) with approved Disbursement Voucher.	None	5 minutes	Administrative Assistant II, Administrative Officer III, Cashier Section, Administrative Division / 2 <sup>nd</sup> Floor Metrology Building
	3.2 Check and verify completeness of signature on Check and Advice of Check Issued and Cancelled (ACIC)	None	5 minutes	Administrative Officer V, Cashier Section, Administrative Division / 2 <sup>nd</sup> Floor Metrology Building
	3.3 Collate and arrange Check and Advice of Check Issued and Cancelled (ACIC) and	None	30 minutes	Administrative Officer V, Cashier Section, Administrative Division



	submit a copy (soft and hard copy) of financial documents to the agency's government servicing bank.			/ 2 <sup>nd</sup> Floor Metrology Building
<b>TOTAL :</b>		<b>None</b>	<b>3 hours and 25 minutes</b>	



#### 4. Processing of Payment to Payee /Creditors Thru List of Due and Demandable Accounts Payable – Advice to Debit Account (LDDAP-ADA).

Upon receipt of duly approved Disbursement Voucher(s)/Payrolls, the Cashier Section process payment thru the issuance of List of Due and Demandable Accounts Payables – Advice to Debit Accounts for payment of various financial claims and obligations of the institute to various payees/creditors and contractors for the delivered goods and services, salaries, wages, utilities and remittances, and other financial claims, which are already due and demandable.

<b>Office or Division:</b>	<b>Cashier Section</b>	
<b>Classification:</b>	<b>Simple</b>	
<b>Type of Transaction:</b>	<b>G2B, G2C, G2G</b>	
<b>Who may avail:</b>	<b>Payee /Creditors of the institute</b>	
<b>CHECKLIST OF REQUIREMENTS</b>		<b>WHERE TO SECURE</b>
<ol style="list-style-type: none"> <li>1. Approved Disbursement Voucher with complete supporting documents as pre-audited by Accounting Section, FMD. <ul style="list-style-type: none"> <li>- All original copies and/or certified true copy.</li> </ul> </li> <li>2. Certification that the Payee/Creditor has no opened/ existing account to any depository bank in the Philippines (when applicable) <ul style="list-style-type: none"> <li>- 1 original copy</li> </ul> </li> </ol>		<p>Office of the Director; Office of the Deputy Director – ATS; and Office of the Deputy Director – R&amp;D</p> <p>Concerned Payee/Creditor</p>



CLIENT STEPS	AGENCY ACTION	FEES TO BE PAID	PROCESSING TIME	PERSON RESPONSIBLE
1. Release approved Disbursement Voucher with complete supporting documents as pre-audited by Accounting Section, FMD.	1.1 Receive approved Disbursement Voucher, check for completeness of signature, and acknowledge receipt by affixing signature on the logbook.	None	5 minutes	Administrative Assistant II  Administrative Officer III  Cashier Section Administrative Division / 2 <sup>nd</sup> Floor Metrology Building
	1.2 Stamp Disbursement Voucher (DV) with received date and control number.	None	5 minutes	Administrative Assistant II  Administrative Officer III, Cashier Section, Administrative Division / 2 <sup>nd</sup> Floor Metrology Building
	1.3 Encode the Disbursement Voucher details to Check / List of Due and Demandable Accounts Payable – Advice to Debit Account (LDDAP-ADA) Management Information System and generate List of Due and Demandable Accounts Payable – Advice	None	2 hours	Administrative Assistant II  Administrative Officer III Cashier Section, Administrative Division / 2 <sup>nd</sup> Floor Metrology Building





	to Debit Account (LDDAP-ADA) and Summary of LDDAP-ADA Issued and Invalidated ADA Entries (SLIIAE).			
	1.4 Check and verify the correctness of entries and arrange generated List of Due and Demandable Accounts Payable – Advice to Debit Account (LDDAP-ADA) and Summary of LDDAP-ADA Issued and Invalidated ADA Entries (SLIIAE)	None	30 minutes	Administrative Officer V Cashier Section, Administrative Division / 2 <sup>nd</sup> Floor Metrology Building
2.1 Receive List of Due and Demandable Accounts Payable – Advice to Debit Account (LDDAP-ADA) and Summary of LDDAP-ADA Issued and Invalidated ADA Entries (SLIIAE) with approved Disbursement Voucher.	2. Release List of Due and Demandable Accounts Payable – Advice to Debit Account (LDDAP-ADA) and Summary of LDDAP-ADA Issued and Invalidated ADA Entries (SLIIAE) with approved Disbursement Voucher to Accounting Section.	None	5 minutes	Administrative Assistant II  Administrative Officer III Cashier Section Administrative Division / 2 <sup>nd</sup> Floor Metrology Building



<p>2.2 Check and verify the correctness of entries on List of Due and Demandable Accounts Payable – Advice to Debit Account (LDDAP-ADA) and Summary of LDDAP-ADA Issued and Invalidated ADA Entries (SLIAE) against the approved Disbursement Voucher and sign if found correct.</p>		None	1 hour	<p>Administrative Officer IV</p> <p>Accountant II</p> <p>Accountant IV</p> <p>Accounting Section</p> <p>Finance and Management Division</p> <p>/ 2<sup>nd</sup> Floor Metrology Building</p>
<p>2.3 Get file copy for Accounting Section of List of Due and Demandable Accounts Payable – Advice to Debit Account (LDDAP-ADA) and Summary of LDDAP-ADA Issued and Invalidated ADA Entries (SLIAE).</p>		None	30 minutes	<p>Administrative Assistant II</p> <p>Accounting Section</p> <p>Finance and Management Division</p> <p>/ 2<sup>nd</sup> Floor Metrology Building</p>
<p>3. Forward List of Due and Demandable Accounts</p>	<p>3.1 Receive List of Due and Demandable Accounts</p>	None	5 minutes	<p>Administrative Assistant II</p>



<p>Payable – Advice to Debit Account (LDDAP-ADA) and Summary of LDDAP-ADA Issued and Invalidated ADA Entries (SLIAE) with approved Disbursement Voucher.</p>	<p>Payable – Advice to Debit Account (LDDAP-ADA) and Summary of LDDAP-ADA Issued and Invalidated ADA Entries (SLIAE) duly signed by Accountant</p>			<p>Administrative Officer III  Administrative Officer V  Cashier Section Administrative Division / 2<sup>nd</sup> Floor Metrology Building</p>
	<p>3.2 Prepare and generate Advice of Check Issued and Cancelled (ACIC).</p>	<p>None</p>	<p>30 minutes</p>	<p>Administrative Assistant II Administrative Officer III Cashier Section Administrative Division / 2<sup>nd</sup> Floor Metrology Building</p>
<p>4.1 Received Advice of Check Issued and Cancelled (ACIC), List of Due and Demandable Accounts Payable – Advice to Debit Account (LDDAP-ADA) and Summary of LDDAP-ADA Issued and Invalidated ADA Entries (SLIAE)</p>	<p>4. Forward Advice of Check Issued and Cancelled (ACIC), List of Due and Demandable Accounts Payable – Advice to Debit Account (LDDAP-ADA) and Summary of LDDAP-ADA Issued and Invalidated ADA Entries (SLIAE) to 1<sup>st</sup> Authorized Signatory</p>	<p>None</p>	<p>5 minutes</p>	<p>Administrative Assistant II  Administrative Officer III Cashier Section Administrative Division / 2<sup>nd</sup> Floor Metrology Building</p>



<p>4.2 Check, verify and sign Advice of Check and Issued and Cancelled (ACIC), List of Due and Demandable Accounts Payable – Advice to Debit Account (LDDAP-ADA), and Summary of LDDAP-ADA Issued and Invalidated ADA Entries (SLIAE) as Signing Officer.</p>		None	1 hour	<p>Administrative Officer V, Cashier Section, Administrative Division</p> <p>Chief Administrative Officer Finance and Management</p> <p>Chief Supervising Officer Technological Services Division / 2<sup>nd</sup> Floor Metrology Building</p>
<p>5.1 Received Advice of Check Issued and Cancelled (ACIC), List of Due and Demandable Accounts Payable – Advice to Debit Account (LDDAP-ADA) and Summary of LDDAP-ADA Issued and Invalidated ADA Entries (SLIAE)</p>	<p>5. Forward Advice of Check Issued and Cancelled (ACIC), List of Due and Demandable Accounts Payable – Advice to Debit Account (LDDAP-ADA) and Summary of LDDAP-ADA Issued and Invalidated ADA Entries (SLIAE) to Countersigning Officer.</p>	None	5 minutes	<p>Administrative Assistant II</p> <p>Administrative Officer III</p> <p>Cashier Section Administrative Division / 2<sup>nd</sup> Floor Metrology Building</p>
<p>5.2 Check, verify and sign Advice of Check and Issued and Cancelled (ACIC), List of Due and</p>		None	2 hours	Director



<p>Demandable Accounts Payable – Advice to Debit Account (LDDAP-ADA), and Summary of LDDAP-ADA Issued and Invalidated ADA Entries (SLIAE) as Countersigning Officer.</p>				<p>Deputy Director for ATS</p> <p>Deputy Director for R&amp;D</p> <p>/ 1<sup>st</sup> Floor Metrology Building</p>
<p>6. Forward signed List of Due and Demandable Accounts Payable – Advice to Debit Account (LDDAP-ADA) and Summary of LDDAP-ADA Issued and Invalidated ADA Entries (SLIAE) and Advice of Check Issued and Cancelled (ACIC).</p>	<p>6.1 Receive List of Due and Demandable Accounts Payable – Advice to Debit Account (LDDAP-ADA) and Summary of LDDAP-ADA Issued and Invalidated ADA Entries (SLIAE) and Advice of Check Issued and Cancelled (ACIC).</p>	<p>None</p>	<p>5 minutes</p>	<p>Administrative Assistant II</p> <p>Administrative Officer III Cashier Section Administrative Division / 2<sup>nd</sup> Floor Metrology Building</p>
	<p>6.2 Check and verify completeness of signature on List of Due and Demandable Accounts Payable – Advice to Debit Account (LDDAP-ADA) and Summary of LDDAP-ADA Issued and Invalidated ADA Entries (SLIAE) and Advice</p>	<p>None</p>	<p>10 minutes</p>	<p>Administrative Officer V, Cashier Section, Administrative Division / 2<sup>nd</sup> Floor Metrology Building</p>



	of Check Issued and Cancelled (ACIC).			
	6.3 Collate /Arrange List of Due and Demandable Accounts Payable – Advice to Debit Account (LDDAP-ADA) and Summary of LDDAP-ADA Issued and Invalidated ADA Entries (SLIAE) and Advice of Check Issued and Cancelled (ACIC) and submit a copy of financial documents to the agency’s government servicing bank.	None	30 minutes	Administrative Officer V, Cashier Section, Administrative Division  / 2 <sup>nd</sup> Floor Metrology Building
<b>TOTAL :</b>		<b>None</b>	<b>1 day and 5 minutes</b>	



## 5. Releasing of Check / Validated LDDAP-ADA and BIR Tax Certificate (BIR Form 2307) to Dealer and Creditors.

The Check/Validated LDDAP-ADA and Creditable Tax Withheld at Source (BIR Form 2307) are being released /issued to a particular Dealer/Creditor upon issuance of an Official and/or Collection Receipt as proof of receipt of payment from the institute for the delivered goods and services as specified in the approved Disbursement Voucher.

<b>Office or Division:</b>	<b>Cashier Section</b>	
<b>Classification:</b>	<b>Simple</b>	
<b>Type of Transaction:</b>	<b>G2B, G2G</b>	
<b>Who may avail:</b>	<b>Supplier / Dealer of the institute</b>	
<b>CHECKLIST OF REQUIREMENTS</b>		<b>WHERE TO SECURE</b>
1) Authorization Letter (1 original)	Supplier /Dealer's Company	
2) Company ID or any valid ID of the authorizer (1 original, 1 photocopy)	Payee's Company, Bureau of the Internal Revenue, Post Office, Department of Foreign Affairs, Philippine Statistics Agency, Social Security System, Government Service Insurance System, Land Transportation Office, Pag-IBIG	
3) Company ID or any valid ID of the bearer/representative (1 original, 1 photocopy)	Payee's Company, Bureau of the Internal Revenue, Post Office, Department of Foreign Affairs, Philippine Statistics Agency, Social Security System, Government Service Insurance System, Land Transportation Office, Pag-IBIG	



4) Collection Receipt for Delivered Goods and Official Receipt for Services (1 original)		From the company of Supplier/Dealer as Authorized by BIR		
CLIENT STEPS	AGENCY ACTION	FEES TO BE PAID	PROCESSING TIME	PERSON RESPONSIBLE
1. Present the documentary requirements to the Cashier.	1.1 Accept and assess for the validity of the presented documents and identifications.	None	5 minutes	Administrative Assistant II  Administrative Officer III  Administrative Officer V, Cashier Section, Administrative Division / 2 <sup>nd</sup> Floor Metrology Building
	1.2 Retrieve Disbursement Voucher(s) from file and give to Dealer/ Creditor together with the receiving copy of Tax Certificate (if applicable).	None	10 minutes	Administrative Assistant II  Administrative Officer III  Administrative Officer V, Cashier Section, Administrative Division / 2 <sup>nd</sup> Floor Metrology Building
2.1 Issue Official /Collection Receipt as indicated in the Disbursement Voucher.	2. Accept the Official /Collection Receipt and the received copy of the Creditable Tax Withheld at Source BIR 2307.	None	10 minutes	Administrative Assistant II  Administrative Officer III





				Administrative Officer V, Cashier Section, Administrative Division / 2 <sup>nd</sup> Floor Metrology Building
2.2 Sign the Disbursement Voucher as proof of receipt of payment.		None	5 minutes	Administrative Assistant II  Administrative Officer III  Administrative Officer V, Cashier Section, Administrative Division / 2 <sup>nd</sup> Floor Metrology Building
3. Sign the Warrant Register as proof of acceptance of payment thru Check/ LDDAP-ADA and fill-out Client Satisfaction Measurement (CSM).	3.1 Give the Warrant Register to Payee /Dealer to sign.	None	5 minutes	Administrative Assistant II  Administrative Officer III  Administrative Officer V, Cashier Section, Administrative Division / 2 <sup>nd</sup> Floor Metrology Building
	3.2 Issue the Check /copy of validated LDDAP-ADA and Creditable Tax Withheld at Source (BIR Form 2307) and Client Satisfaction	None	5 minutes	Administrative Assistant II  Administrative Officer III



	Measurement (CSM) Form to Supplier /Dealer.			Administrative Officer V, Cashier Section, Administrative Division / 2 <sup>nd</sup> Floor Metrology Building
<b>TOTAL:</b>		<b>None</b>	<b>40 minutes</b>	



## 6. Releasing of Check / Validated LDDAP-ADA and BIR Tax Certificate (BIR Form 2307) to Individual Payee.

The Check/Validated LDDAP-ADA and Creditable Tax Withheld at Source (BIR Form 2307) are being released /issued to a particular payee upon the presentation of required valid documents and identifications to the Cashier Section.

<b>Office or Division:</b>	Cashier Section	
<b>Classification:</b>	Simple	
<b>Type of Transaction:</b>	G2B, G2C, G2G	
<b>Who may avail:</b>	All	
<b>CHECKLIST OF REQUIREMENTS</b>		<b>WHERE TO SECURE</b>
<p><u>Principal Owner of Check</u></p> <ol style="list-style-type: none"> <li>1. Two (2) Valid Identification Cards (Company ID and/or any Government Issued Identification Card)           <ul style="list-style-type: none"> <li>- Present original I.D. card</li> <li>- 2 photocopies (front and dorsal side)</li> </ul> </li> </ol> <p><u>Representative</u></p> <ol style="list-style-type: none"> <li>1. Special Power of Attorney (notarized) and/or Authorization Letter           <ul style="list-style-type: none"> <li>- 1 original copy</li> </ul> </li> </ol>		<p>Payee's Company; Bureau of the Internal Revenue (BIR); Post Office; Department of Foreign Affairs (DFA); Philippine Statistics Agency (PSA); Social Security System (SSS); Government Service Insurance System (GSIS); Land Transportation Office (LTO); Pag-IBIG</p> <p style="text-align: center;">Person being Represented</p>



<p>2. Two (2) Valid Identification Cards (Company ID and/or any Government Issued Identification Card) of the person being represented</p> <ul style="list-style-type: none"> <li>- Present original I.D. card</li> <li>- 2 photocopies (front and dorsal side)</li> </ul> <p>3. Two (2) Valid Identification Cards (Company ID and/or any Government Issued Identification Card) of the representative</p> <ul style="list-style-type: none"> <li>- Present original I.D. card</li> <li>- 2 photocopies (front and dorsal side)</li> </ul>		<p>Payee's Company; Bureau of the Internal Revenue (BIR); Post Office; Department of Foreign Affairs (DFA); Philippine Statistics Agency (PSA); Social Security System (SSS); Government Service Insurance System (GSIS); Land Transportation Office (LTO); Pag-IBIG</p> <p>Payee's Company; Bureau of the Internal Revenue (BIR); Post Office; Department of Foreign Affairs (DFA); Philippine Statistics Agency (PSA); Social Security System (SSS); Government Service Insurance System (GSIS); Land Transportation Office (LTO); Pag-IBIG</p>		
<b>CLIENT STEPS</b>	<b>AGENCY ACTION</b>	<b>FEES TO BE PAID</b>	<b>PROCESSING TIME</b>	<b>PERSON RESPONSIBLE</b>
<p>1. Present the documentary requirements to the Cashier.</p>	<p>1.1 Accept and assess for the validity of the presented documents and identifications.</p>	<p>None</p>	<p>5 minutes</p>	<p>Administrative Assistant II</p> <p>Administrative Officer III</p> <p>Administrative Officer V Cashier Section, Administrative Division / 2<sup>nd</sup> Floor Metrology Building</p>



<p>2. Sign the Disbursement Voucher as proof of receipt of payment.</p>	<p>2. Retrieve the Disbursement Voucher of the payee and give to the claimant to sign.</p>	<p>None</p>	<p>5 minutes</p>	<p>Administrative Assistant II  Administrative Officer III  Administrative Officer V Cashier Section, Administrative Division / 2<sup>nd</sup> Floor Metrology Building</p>
<p>3. Sign the Warrant Register as proof of acceptance of payment thru Check/LDDAP-ADA and fill-out Client Satisfaction Measurement (CSM).</p>	<p>3.1 Give the Warrant Register to Payee for signature.  3.2 Issue the Check /Copy of Validated LDDAP-ADA and Creditable Tax Withheld at Source BIR Form 2307 (if applicable) and Client Satisfaction Measurement (CSM) Form to Payee.</p>	<p>None</p>	<p>5 minutes</p>	<p>Administrative Assistant II  Administrative Officer III  Administrative Officer V Cashier Section, Administrative Division / 2<sup>nd</sup> Floor Metrology Building</p>
<p><b>TOTAL:</b></p>		<p><b>None</b></p>	<p><b>15 Minutes</b></p>	



## **Human Resources Management Section**

### **External Service**

#### **1. Employment's Application for Contract of Service**

Recruitment of candidate for Contract of Service personnel to perform specific task in accordance with the mission, vision, goals and objectives of the project / institute.

<b>Office or Division:</b>	Administrative Division – Human Resource Management Section	
<b>Classification:</b>	Simple Transaction	
<b>Type of Transaction:</b>	G2C - Government to Client	
<b>Who may avail:</b>	Internal and External Applicants	
	<b>CHECKLIST OF REQUIREMENTS</b>	<b>WHERE TO SECURE</b>
	1) Application Letter (1 original copy)	Applicant
	2) Personal Data Sheet (1 original copy)	Website of Civil Service Commission (CSC), <a href="http://www.csc.gov.ph">www.csc.gov.ph</a> or ITDI/Administrative Division/Human Resource Management Section Form
	3) Resume or Curriculum Vitae (1 Original copy)	Applicant
	4) Official Transcript of Records (1 photocopy)	School graduated from



5) Diploma (1 photocopy)	School graduated from
6) Certificates of Eligibility or Board Exam Results (if applicable) (1 original copy)	Civil Service Commission (CSC) or Professional Regulation Commission (PRC)
7) Certificate of Employment (if applicable) (1 photocopy)	Company/Agency employed from
8) Certificates of Training (if applicable) (1 photocopy)	Training Provider
9) Recent 2 X 2 pictures and 1 x 1 ID pictures	Applicant
10) NBI Clearance (1 original copy)	National Bureau of Investigation
11) Birth Certificate (1 original copy)	Philippine Statistics Authority (PSA)
12) Marriage Contract (if married) (1 original copy)	Philippine Statistics Authority (PSA)
13) Medical Certificate (CS Form No. 211, Revised 2018) (1 original copy)	Website of Civil Service Commission (CSC), <a href="http://www.csc.gov.ph">www.csc.gov.ph</a> or ITDI/Administrative Division/Human Resource Management Section Form
14) Endorsement Letter (2 original copies)	Project Leader
15) Approved Requisition of Employee (2 original copies)	Project Leader



16) Approved Line Item Budget (1 photocopy)		Project Leader		
CLIENT STEPS	AGENCY ACTION	FEES TO BE PAID	PROCESSING TIME	PERSON RESPONSIBLE
1. Submit personally the Application Letter together with Personal Data Sheet, Resume or Curriculum Vitae, Official Transcript of Records, Diploma, Certificates of Eligibility or Board Exam Results (if applicable, recent 2 X 2 pictures and/or 1 x 1 ID pictures and any proof documents stated in your application.	1.1 Receive the application personally submitted by the applicant and stamp the same with the date and time of receipt.	None	10 Minutes	<i>Administrative Assistant II</i>  Human Resource Management Section/Administrative Division/2 <sup>nd</sup> Flr. Metrology Building
	1.2 Evaluates profiles vis-à-vis prescribed minimum Qualifications Standards.	None	10 Minutes	<i>Administrative Officer II or Administrative Assistant II</i>  Human Resource Management Section/Administrative Division/2 <sup>nd</sup> Flr. Metrology Building
2. Take a pre-qualifying exam.	2.1 Conduct/Administer employment examinations for qualified applicants.	None	1 Hour	<i>Administrative Officer II or Administrative Assistant II</i>  Human Resource Management Section/Administrative





3. Fill up Applicant Information Form.	3.1 Send the Applicant Information Form link to the applicant email address	None	5 Minutes	Division/2 <sup>nd</sup> Flr. Metrology Building  <i>Administrative Assistant II</i>  Human Resource Management Section/Administrative Division/2 <sup>nd</sup> Flr. Metrology Building
	3.2 Checks and tallies the scores of the examinations.	None	30 Minutes	<i>Administrative Assistant II</i>  Human Resource Management Section/Administrative Division/2 <sup>nd</sup> Flr. Metrology Building
	3.4 Inform the applicant on the result of the exam and notify/explain what will do next in their application	None	10 Minutes	<i>Administrative Assistant II</i>  Human Resource Management Section/Administrative



				Division/2 <sup>nd</sup> Flr. Metrology Building
4: Attend the scheduled Interview.	4.1 Conduct interview or behavioral event interview.	None	2 Hours	<i>Project Leader</i> Industrial Technology Development Institute
	4.2 Evaluate the applicant's credentials and prepare Endorsement Letter together with Approved Requisition of Employee and other documentary requirements of applicant.	None	1 Day	<i>Project Leader</i> Industrial Technology Development Institute
5. Submit the documentary requirement such as medical certificate with original results of medical and NBI.	5.1 Check the documents submitted by the applicant.	None	10 Minutes	<i>Administrative Assistant II</i> Human Resource Management Section/Administrative Division/2 <sup>nd</sup> Flr. Metrology Building



6. Sign and read the Contract and Research Agreement.	6.1 Prepare Contract of Service and Research Agreement.	None	2 Hours	<i>Administrative Assistant II</i>  Human Resource Management Section/Administrative Division/2 <sup>nd</sup> Flr. Metrology Building
	6.2 Validate and submit to Project Leader and Project Accountant.	None	10 Minutes	<i>Administrative Assistant II</i>  Human Resource Management Section/Administrative Division/2 <sup>nd</sup> Flr. Metrology Building
	6.3 Sign and check the Contract of Service and Research agreement.	None	2 Hours	<i>Project Leader</i>  Industrial Technology Development Institute and  Project Accountant/Financial Management Division/2 <sup>nd</sup> Flr. Metrology Building
	6.4 Sign the Contract of Service and Research Agreement.	None	1 Hour	Project Accountant/Financial Management Division/2 <sup>nd</sup> Flr. Metrology Building



	6.5 Call the hired COS to receive the Contract of Service and Research Agreement	None	1 Hour  2 Hours	<i>Administrative Officer V</i>  Human Resource Management Section/Administrative Division/2 <sup>nd</sup> Flr. Metrology Building  <i>Director IV and Deputy Director for ATS</i>  Office of the Director/Ground Floor, Metrology Building  <i>Administrative Assistant II</i>  Human Resource Management Section/Administrative Division/2 <sup>nd</sup> Flr. Metrology Building
7. Receive approved Contract and Research Agreement.	7.1 Release the approved Contract of Service and Research Agreement.	None	5 Minutes	<i>Administrative Assistant II</i>  /Human Resource Management Section/Administrative



<p>8. Notarize Contract Agreement.</p>		None	1 Hour	<p>Division/2<sup>nd</sup> Flr. Metrology Building</p> <p>Hired Contract of Service</p> <p><i>Administrative Assistant II</i></p>
<p>9. Return one (1) original copy of notarized Contract of Service to Records Management Section staff</p>	<p>9.1 Receive notarized Contract of Service for 201 file</p>	None	5 Minutes	<p>Human Resource Management Section/Administrative Division/2<sup>nd</sup> Flr. Metrology Building</p>
<p>10. Attend the Orientation.</p>	<p>10.1 Orient new employee .</p>	None	1 Hour	<p><i>Administrative Officer V</i></p> <p><i>Administrative Assistant II</i></p> <p>Human Resource Management Section/Administrative Division/2<sup>nd</sup> Flr. Metrology Building</p>
<b>TOTAL:</b>		<b>None</b>	<b>3 Days and 45 Minutes</b>	



## 2. Employment's Application for Permanent Position

It is a process of reviewing, evaluating applications/credentials, selecting the right candidate to hire based on selection criteria and to perform specific task in accordance with the mission, vision, goals and objective of the institute.

- Omnibus Rules on Appointment and Other Human Resource Actions (ORA-OHRA)
- DOST Merit Selection Plan
- 2016 ITDI Selection Criteria

<b>Office or Division:</b>	Administrative Division - Human Resource Management Section	
<b>Classification:</b>	Highly Technical based on Omnibus Rules on Appointment and Other Human Resource Actions (ORA-OHRA)	
<b>Type of Transaction:</b>	G2C Government to Client	
<b>Who may avail:</b>	External Applicants	
	<b>CHECKLIST OF REQUIREMENTS</b>	<b>WHERE TO SECURE</b>
	1) Application Letter (1 original copy)	Applicant
	2) Personal Data Sheet (1 original copy)	Website of Civil Service Commission (CSC), <a href="http://www.csc.gov.ph">www.csc.gov.ph</a> or ITDI/Administrative Division/Human Resource Management Section Form
	3) Resume or Curriculum Vitae (1 original copy)	Applicant
	4) Official Transcript of Records (1 photocopy)	School graduated from



5) Diploma (1 photocopy)	School graduated from
6) Certificates of Eligibility or Board Exam Results (1 original and 1 photocopy)	Civil Service Commission (CSC) or Professional Regulation Commission (PRC)
7) Certificate of Employment or Service Record ( <i>with government service only</i> ) (1 photocopy)	Company/Agency employed from
8) Performance rating in the last rating period ( <i>with government service only</i> ) (1 photocopy)	Company/Agency employed from
9) Certificates of Training (1 photocopy)	Training provider
10) Recent 2 X 2 pictures	Applicant
11) Any proof documents stated in your application (1 photocopy)	Applicant
12) Medical Certificate (CS Form No. 211, Revised 2018)	Website of Civil Service Commission (CSC), <a href="http://www.csc.gov.ph">www.csc.gov.ph</a> or ITDI/Administrative Division/Human Resource Management Section Form
13) NBI Clearance (1 original)	National Bureau of Investigation
14) Birth Certificate (1 original)	Philippine Statistics Authority (PSA)
15) Marriage Contract (if married) (1 original)	Philippine Statistics Authority (PSA)



CLIENT STEPS	AGENCY ACTION	FEES TO BE PAID	PROCESSING TIME	PERSON RESPONSIBLE
1. Submit personally the Application Letter together with Personal Data Sheet, Resume or Curriculum Vitae, Applicant's Data Sheet, Official Transcript of Records, Diploma, Certificates of Eligibility or Board Exam Results, Service Record, Performance rating in the last rating period, Certificates of Training, recent 2 X 2 pictures and any proof documents stated in your application.	1.1 Receive the application personally submitted by the applicant and stamp the same with the date and time of receipt.	None	30 Minutes	<i>Administrative Officer II</i> Human Resource Management Section/Administrative Division/2 <sup>nd</sup> Flr. Metrology Building
	1.2 Evaluates profiles vis-à-vis Civil Service Commission prescribed minimum Qualifications Standards.	None	2 Hours	<i>Administrative Officer V or Administrative Officer II</i> Human Resource Management Section/Administrative Division/2 <sup>nd</sup> Flr. Metrology Building





2. Take a pre-qualifying exam.	2.1 Conduct/Administer employment examinations for qualified applicants.	None	1 Hour	<i>Administrative Officer II or Administrative Assistant II</i>  Human Resource Management Section/Administrative Division/2 <sup>nd</sup> Flr. Metrology Building
	2.2 Checks and tallies the scores of the examinations.	None	1 Hour	<i>Administrative Officer II</i> Human Resource Management Section/Administrative Division/2 <sup>nd</sup> Flr. Metrology Building
3. Fill up Applicant Information Form	3.1 Send the Applicant Information Form link to the applicant email address	None	5 Minutes	<i>Administrative Assistant II</i> Human Resource Management Section/Administrative Division/2 <sup>nd</sup> Flr. Metrology Building
	3.2 Inform the applicant on the result of the exam and notify/explain what will do next in their application.	None	30 Minutes	Administrative Officer II or Administrative Officer V/Human



				Human Resource Management Section/Administrative Division/2 <sup>nd</sup> Flr. Metrology Building
	3.3 Evaluate qualification standard of each applicants/preliminary evaluation and prepare Profiling of Applicants	None	30 Days	Administrative Officer II/Human Resource Management Section/Administrative Division/2 <sup>nd</sup> Flr. Metrology Building
	3.4 Release to concerned Divisional Selection Board	None	10 Minutes	<i>Administrative Officer II / Administrative Assistant II</i> Human Resource Management Section/Administrative Division/2 <sup>nd</sup> Flr. Metrology Building
	3.5 Evaluate applicants through ITDI Selection Criteria/metric selection plan	None	90 Days	Divisional Selection Board/Industrial Technology Development Institute



	3.6 Conduct Background Investigation to the top 3 candidates	None	3 Days	Administrative Officer II  Human Resource Management Section/Administrative Division/2 <sup>nd</sup> Flr. Metrology Building
4. Attend to the scheduled time and date of the Interview.	4.1 Conduct interview or behavioral event interview	None	4 Hours	Administrative Officer V/Human Resource Management Section/Administrative Division/2 <sup>nd</sup> Flr. Metrology Building or  Division Chief concerned/Industrial Technology Development Institute
	4.2 Deliberate and finalize evaluation of each applicant	None	1 Day	Human Resource Merit Promotion Selection Board/Industrial Technology Development Institute  Secretariat/Administrative Officer II/Human Resource Management



	4.3 Prepare documentary requirements in the evaluation	None	7 Days	Section/Administrative Division/2 <sup>nd</sup> Flr. Metrology Building
	4.4 Facilitate the signing of Human Resource Merit Promotion Selection Board	None	5 Days	Secretariat Administrative Officer II Human Resource Management Section/Administrative Division/2 <sup>nd</sup> Flr. Metrology Building
	4.5 Makes the final selection of the best fit candidate for hire. Encircles the name of the preferred candidate and affixes signature in the Selection and Placement List.	None	7 Days	Director IV / Office of the Director / Industrial Technology Development Institute/Ground Flr., Metrology Building
5. Check the ITDI website/ITDI Bulletin Board the Announcement of Appointment.	5.1 Prepares Announcement of Appointment that will be posted to 3 conspicuous places.	None	2 Hours	Administrative Officer II Human Resource Management Section/Administrative Division/2 <sup>nd</sup> Flr. Metrology Building



	5.2 Approves the Announcement of Appointment	None	4 Hours	<i>Director IV</i> Office of the Director/Industrial Technology Development Institute/Ground Fl., Metrology Building
6. Receive the memo for Submission of Documentary Requirements for Appointment in the HRMS-ADM office.	6.1 Prepares a memo for Submission of Documentary Requirements for Appointment and release to the qualified candidate.	None	2 Hours	<i>Administrative Officer II</i> Human Resource Management Section/Administrative Division/2 <sup>nd</sup> Flr. Metrology Building
	6.2 Approves the memo for Submission of Documentary Requirements for Appointment.	None	2 Hours	<i>Administrative Officer V</i> Human Resource Management Section/Administrative Division/2 <sup>nd</sup> Flr. Metrology Building
	6.3 Release the memo for Submission of Documentary Requirements for Appointment to qualified candidate.	None	2 Hours	<i>Administrative Officer II</i> Human Resource Management Section Administrative Division/2 <sup>nd</sup> Flr. Metrology Building



<p>7. Submit two (2) original copies Personal Data Sheet, two (2) original copies ID Picture</p> <p><i>(Taken within the last 6 months 3.5 cm. X 4.5 cm (passport size) With full and handwritten name tag and signature over the printed name),</i></p> <p>Transcript of Records</p> <p>(Original and photocopy), Diploma (Original and photocopy), Authenticated copy of Civil Service Eligibility/Board Result, Certificate/s of Training, Original NBI Clearance, CSC Form - Medical Certificate, Original Birth</p>	<p>7.1 Check the documents submitted</p>	<p>None</p>	<p>1 Hour</p>	<p><i>Administrative Officer II / Human Resource Management Section/Administrative Division/2<sup>nd</sup> Flr. Metrology Building</i></p>
--	--	-------------	---------------	--



<p>Certificate, and Original Marriage Contract, if married</p> <p>8. Sign the Position Description Form</p>	<p>8.1 Prepare Appointments, Position Description Form (PDF), and other CSC forms relative to the appointment.</p> <p>8.2 Makes final review and approves hiring by signing the appointment papers.</p>	<p>None</p> <p>None</p>	<p>1 Day</p> <p>1 Day</p> <p>1 Day</p> <p>1 Day</p>	<p><i>Administrative Officer II</i> Human Resource Management Section/Administrative Division/2<sup>nd</sup> Flr. Metrology Building</p> <p><i>Administrative Officer V</i> Human Resource Management Section/Administrative Division/2<sup>nd</sup> Flr. Metrology Building,</p> <p><i>HRMPSB Chairperson</i> Industrial Technology Development Institute and</p> <p>Director IV Office of the Director/ Industrial Technology Development</p>
---	---	-------------------------	---	---



				Institute/Ground Flr. Metrology Building
9. Oath-taking.	9.1 Prepare CSC Form no. 32 Oath of Office  and schedule Oath-taking	None	2 Hours	<i>Administrative Officer II</i>  Human Resource Management Section/Administrative Division/2 <sup>nd</sup> Flr. Metrology Building
	9.2 Conduct oath-taking and approves Oath of Office	None	1 Hour	<i>Director IV</i>  Office of the Director/ Industrial Technology Development Institute/Ground Flr. Metrology Building
	9.3 Prepares Certificate of Assumption	None	2 Hours	<i>Administrative Officer II</i>  Human Resource Management Section/Administrative Division/2 <sup>nd</sup> Flr. Metrology Building





	9.4 Approves Certificate of Assumption	None	4 Hours	<i>Division Chief Concerned</i>  and  <i>Administrative Officer V</i> Human Resource Management Section/Administrative Division/2 <sup>nd</sup> Flr. Metrology Building
10. Sign and receive the appointment papers.	10.1 Release the appointment papers to Appointee.	None	30 Minutes	Administrative Officer II/Human Resource Management Section/Administrative Division/2 <sup>nd</sup> Flr. Metrology Building
11. Attend the Orientation.	11.1 Orient new employee.	None	4 Hours	<i>Human Resource Management Staff assigned</i>  Human Resource Management Section/Administrative Division/2 <sup>nd</sup> Flr. Metrology Building
12. No activity.	12.1 Prepare RAI/ATAF and submit to CSC-DOST Field Office.	None	3 Days	<i>Administrative Officer II /</i> Human Resource Management Section/Administrative



				Division/2 <sup>nd</sup> Flr. Metrology Building
<b>TOTAL:</b>		<b>None</b>	<b>154 Days, 3 Hours &amp; 45 Minutes</b>	



### 3. Request of Service Record – Resigned / Retired Employee

Service record is given to retired and resigned employees as a proof of the details of their services rendered in the agency.

<b>Office or Division:</b>		Administrative Division – Human Resource Management Section		
<b>Classification:</b>		Simple		
<b>Type of Transaction:</b>		G2C – Government to Client		
<b>Who may avail:</b>		Resigned and Retired Employee		
<b>CHECKLIST OF REQUIREMENTS</b>		<b>WHERE TO SECURE</b>		
1) One (1) original Request Form		ITDI/Administrative Division/Human Resource Management Section/2 <sup>nd</sup> Floor, Metrology Building		
<b>CLIENT STEPS</b>	<b>AGENCY ACTION</b>	<b>FEES TO BE PAID</b>	<b>PROCESSING TIME</b>	<b>PERSON RESPONSIBLE</b>
1. Fill out the request form.	1.1 Receive the request form	None	2 Minutes	<i>Administrative Officer II</i>  Human Resource Management Section/Administrative Division/2 <sup>nd</sup> Floor, Metrology Building



	1.2 Prepare the service record and indicate the purpose. Update if necessary.	None	1 Hour	<i>Administrative Officer IV</i>  Human Resource Management Section/Administrative Division/2 <sup>nd</sup> Floor, Metrology Building
	1.3 Check and sign by the Human Resource Management Officer.	None	10 Minutes	<i>Administrative Officer V</i> Human Resource Management Section/Administrative Division/2 <sup>nd</sup> Floor, Metrology Building
2. Receive the signed Service Record.	2.1 Release to employee	None	2 Minutes	Retired or Resigned Employee
<b>TOTAL:</b>		<b>None</b>	<b>One (1) Hour &amp; Fourteen (14) Minutes</b>	



## Internal Services

### 1. Filing of Application for Maternity Leave

Maternity Leave is a leave granted to a pregnant worker for one hundred five (105) Days pursuant to RA 11210.

<b>Office or Division:</b>	Administrative Division – Human Resource Management Section			
<b>Classification:</b>	Simple			
<b>Type of Transaction:</b>	G to G – Government to Government			
<b>Who may avail:</b>	ITDI Regular Employee/s			
<b>CHECKLIST OF REQUIREMENTS</b>		<b>WHERE TO SECURE</b>		
1) Two (2) original copies of Application for Leave		ITDI/Administrative Division/Human Resource Management Section/2 <sup>nd</sup> Flr., Metrology Building  OB-Gyne of the Employee		
2) One (1) Original Medical Certificate (for Maternity Leave)				
<b>CLIENT STEPS</b>	<b>AGENCY ACTION</b>	<b>FEES TO BE PAID</b>	<b>PROCESSING TIME</b>	<b>PERSON RESPONSIBLE</b>
1. Submit filled-out Application for Leave cleared by the Division Chief / Section Head to	1.1 Receive Application for Leave.	None	5 Minutes	<i>Administrative Aide III</i> Human Resource Management Section/Administrative



<p>the Human Resource Management Section-ADM.</p>	<p>1.2 Validate and evaluate of Application for Leave'</p> <p>Chemicals &amp; Energy Division, Material Science Division</p> <p>Technological Service Division</p>	<p>None</p>	<p>10 Minutes</p>	<p>Division/2<sup>nd</sup> Flr. Metrology Building</p> <p><i>Administrative Aide III</i></p> <p>Human Resource Management Section/Administrative Division/2<sup>nd</sup> Flr. Metrology Building</p> <p><i>Administrative Officer II</i></p> <p>Human Resource Management Section/Administrative Division/2<sup>nd</sup> Flr. Metrology Building</p> <p><i>Administrative Assistant II</i></p> <p>Human Resource Management Section/Administrative Division/2<sup>nd</sup> Flr. Metrology Building</p>
---	--	-------------	-------------------	--



	<p>Environment and Biotechnology Division &amp; Packaging Technology Division</p>			<p><i>Administrative Officer II</i></p> <p>Human Resource Management Section/Administrative Division/2<sup>nd</sup> Flr. Metrology Building</p>
	<p>Standards &amp; Testing Division</p>			<p><i>Administrative Officer II</i></p> <p>Human Resource Management Section/Administrative Division/2<sup>nd</sup> Flr. Metrology Building</p>
	<p>National Metrology Division</p>			<p><i>Administrative Assistant I</i></p> <p>Human Resource Management Section/Administrative Division/2<sup>nd</sup> Flr. Metrology Building</p>



	<p>Food Processing Division &amp; Finance &amp; Management Division</p> <p>Administrative Division, , Planning &amp; Management Information System Division &amp; Office of the Director</p>			<p>Administrative Aide IV/ Human Resource Management Section/Administrative Division/2<sup>nd</sup> Flr. Metrology Building</p>
	<p>1.3 Input Leave Credits Earned (VL &amp; SL) as of to date.</p>	None	10 Minutes	<p><i>Administrative Aide III</i></p> <p>Human Resource Management Section/Administrative Division/2<sup>nd</sup> Flr. Metrology Building</p>
	<p>1.4 Encode leave credits earned (VL &amp; SL) in Employee's Leave Card.</p> <p>Chemicals &amp; Energy Division, Material Science Division</p>	None	10 Minutes	<p><i>Administrative Officer II</i></p> <p>Human Resource Management Section/Administrative Division/2<sup>nd</sup> Flr. Metrology Building</p>





	Technological Service Division			<i>Administrative Assistant II</i>  Human Resource Management Section/Administrative Division/2 <sup>nd</sup> Flr. Metrology Building
	Environment and Biotechnology Division & Packaging Technology Division			<i>Administrative Officer II</i>  Human Resource Management Section/Administrative Division/2 <sup>nd</sup> Flr. Metrology Building Division/2 <sup>nd</sup> Flr. Metrology Building
	Standards & Testing Division			<i>Administrative Officer II</i>  Human Resource Management Section/Administrative Division/2 <sup>nd</sup> Flr. Metrology Building



	<p>National Metrology Division</p> <p>Food Processing Division &amp; Finance &amp; Management Division</p> <p>Administrative Division, , Planning &amp; Management Information System Division &amp; Office of the Director</p>	None	5 Minutes	<p><i>Administrative Assistant I</i></p> <p>Human Resource Management Section/Administrative Division/2<sup>nd</sup> Flr. Metrology Building</p> <p><i>Administrative Aide IV</i></p> <p>Human Resource Management Section/Administrative Division/2<sup>nd</sup> Flr. Metrology Building</p> <p><i>Administrative Officer V</i></p> <p>Human Resource Management Section/Administrative Division/2<sup>nd</sup> Flr. Metrology Building</p>
--	---	------	-----------	--



	1.5 Certify the leave credits earned (VL & SL).			
	1.6 Release application leave to the office of Deputy Director for ATS.	None	5 Minutes	<i>Administrative Aide III</i> Human Resource Management Section/Administrative Division/2 <sup>nd</sup> Flr. Metrology Building
	1.7 Recommendation for approval / disapproval.	None	4 Hours	<i>Deputy Director for Administrative &amp; Technical Services</i> Office of the Deputy Director for Administrative & Technical Services/Ground Flr. Metrology Building
	1.8 Release application leave to the Office of Director	None	10 Minutes	<i>Administrative Aide III</i> Office of the Deputy Director for Administrative & Technical Services/



	1.9 Approved/Signed Application Leave for approval / disapproval.	None	4 Hours	Ground Flr., Metrology Building  <i>Director</i>  Office of the Director/Ground Flr., Metrology Building
	1.10 Release approved/signed of two (2) copies application leave to HRMS-ADMIN.	None	10 Minutes	<i>Science Aide</i>  Office of the Director/Ground Flr., Metrology Building
	1.11 Receive and distribute approved/signed two (2) copies of application leave.	None	20 Minutes	<i>Administrative Aide III</i> Human Resource Management Section/Administrative Division/2 <sup>nd</sup> Flr. Metrology Building
2. Receive and keep/file Signed/Approved application leave.	2.1 Release one (1) copy of application leave to the concerned employee and retain one (1) copy for keeping/filing.	None	20 Minutes	<i>Administrative Aide III</i>  Human Resource Management Section/Administrative Division/2 <sup>nd</sup> Flr. Metrology Building



	<p>Chemicals &amp; Energy Division, Material Science Division</p>			<p><i>Administrative Aide III</i></p> <p>Human Resource Management Section/Administrative Division/2<sup>nd</sup> Flr. Metrology Building</p>
	<p>Technological Service Division</p>			<p><i>Administrative Officer II</i></p> <p>Human Resource Management Section/Administrative Division/2<sup>nd</sup> Flr. Metrology Building</p>
	<p>Environment and Biotechnology Division &amp; Packaging Technology Division</p>			<p><i>Administrative Assistant II</i></p> <p>Human Resource Management Section/Administrative Division/2<sup>nd</sup> Flr. Metrology Building</p>
	<p>Standards &amp; Testing Division</p>			<p><i>Administrative Officer II</i></p>



	National Metrology Division			Human Resource Management Section/Administrative Division/2 <sup>nd</sup> Flr. Metrology Building  <i>Administrative Officer II</i>
	Food Processing Division & Finance & Management Division			Human Resource Management Section/Administrative Division/2 <sup>nd</sup> Flr. Metrology Building  <i>Administrative Assistant I</i>
	Administrative Division, , Planning & Management Information System Division & Office of the Director			Human Resource Management Section/Administrative Division/2 <sup>nd</sup> Flr. Metrology Building  <i>Administrative Aide IV/ Human Resource Management Section/Administrative</i>



				Division/2 <sup>nd</sup> Flr. Metrology Building
<b>TOTAL:</b>		<b>None</b>	<b>Nine (9) Hours &amp; 45 Minutes</b>	



## 2. Filing Application for Paternity Leave

Paternity Leave is granted to a married male employee for seven (7) Days pursuant to RA 8187.

<b>Office or Division:</b>	Administrative Division – Human Resource Management Section			
<b>Classification:</b>	Simple			
<b>Type of Transaction:</b>	G to G			
<b>Who may avail:</b>	ITDI Regular Employee/s			
<b>CHECKLIST OF REQUIREMENTS</b>		<b>WHERE TO SECURE</b>		
1) Two (2) original copies of Application for Leave		ITDI/Administrative Division/Human Resource Management Section/2 <sup>nd</sup> Flr., Metrology Building		
2) One (1) photocopy of Medical Certificate		OB-Gyne of the wife of the employee		
3) One (1) photocopy of Marriage Contract/Certificate		Philippine Statistics Office (PSA)		
4) One (1) photocopy of Birth Certificate		Philippine Statistics Office (PSA)		
<b>CLIENT STEPS</b>	<b>AGENCY ACTION</b>	<b>FEES TO BE PAID</b>	<b>PROCESSING TIME</b>	<b>PERSON RESPONSIBLE</b>
1. Submit filled-out Application for Leave cleared by the Division Chief / Section Head to the Human Resource	1.1 Receive Application for Leave.	None	5 Minutes	<i>Administrative Aide III</i>  Human Resource Management Section/Administrative Division/2 <sup>nd</sup> Flr. Metrology Building





<p>Management Section-ADM.</p>	<p>1.2 Validate and evaluate of Application for Leave .</p> <p>Chemicals &amp; Energy Division, Material Science Division</p> <p>Technological Service Division</p> <p>Environment and Biotechnology Division &amp; Packaging Technology Division</p> <p>Standards &amp; Testing Division</p>	<p>None</p>	<p>10 Minutes</p>	<p><i>Administrative Aide III</i></p> <p>Human Resource Management Section/Administrative Division/2<sup>nd</sup> Flr. Metrology Building</p> <p><i>Administrative Officer II</i></p> <p>Human Resource Management Section/Administrative Division/2<sup>nd</sup> Flr. Metrology Building</p> <p><i>Administrative Assistant II</i></p> <p>Human Resource Management Section/Administrative Division/2<sup>nd</sup> Flr. Metrology Building</p> <p><i>Administrative Officer II</i></p> <p>Human Resource Management</p>
--------------------------------	---	-------------	-------------------	--



	<p>National Metrology Division</p> <p>Food Processing Division &amp; Finance &amp; Management Division</p> <p>Administrative Division, , Planning &amp; Management Information System Division &amp; Office of the Director</p>			<p>Section/Administrative Division/2<sup>nd</sup> Flr. Metrology Building</p> <p><i>Administrative Officer II</i></p> <p>Human Resource Management Section/Administrative Division/2<sup>nd</sup> Flr. Metrology Building</p> <p><i>Administrative Assistant I</i></p> <p>Human Resource Management Section/Administrative Division/2<sup>nd</sup> Flr. Metrology Building</p> <p>Administrative Aide IV/ Human Resource Management Section/Administrative Division/2<sup>nd</sup> Flr. Metrology Building</p>
--	---	--	--	--



	<p>1.3 Input Leave Credits Earned (VL &amp;SL) as of to date.</p>	None	10 Minutes	<p><i>Administrative Aide III</i></p> <p>Human Resource Management Section/Administrative Division/2<sup>nd</sup> Flr. Metrology Building</p>
	<p>1.4 Encode leave credits earned (VL &amp; SL) in Employee's Leave Card.</p> <p>Chemicals &amp; Energy Division, Material Science Division</p> <p>Technological Service Division</p>	None	10 Minutes	<p><i>Administrative Aide III</i></p> <p>Human Resource Management Section/Administrative Division/2<sup>nd</sup> Flr. Metrology Building</p> <p><i>Administrative Officer II</i></p> <p>Human Resource Management Section/Administrative Division/2<sup>nd</sup> Flr. Metrology Building</p> <p><i>Administrative Assistant II</i></p> <p>Human Resource Management Section/Administrative</p>



	<p>Environment and Biotechnology Division &amp; Packaging Technology Division</p> <p>Standards &amp; Testing Division</p> <p>National Metrology Division</p>	<p>None</p>	<p>5 Minutes</p>	<p>Division/2<sup>nd</sup> Flr. Metrology Building</p> <p><i>Administrative Officer II</i></p> <p>Human Resource Management Section/Administrative Division/2<sup>nd</sup> Flr. Metrology Building</p> <p><i>Administrative Officer II</i></p> <p>Human Resource Management Section/Administrative Division/2<sup>nd</sup> Flr. Metrology Building</p> <p><i>Administrative Assistant I</i></p> <p>Human Resource Management Section/Administrative Division/2<sup>nd</sup> Flr. Metrology Building</p>
--	--	-------------	------------------	---



	<p>Food Processing Division &amp; Finance &amp; Management Division</p> <p>Administrative Division, , Planning &amp; Management Information System Division &amp; Office of the Director</p> <p>1.5 Certify the leave credits earned (VL &amp; SL).</p>			<p>Administrative Aide IV/ Human Resource Management Section/Administrative Division/2<sup>nd</sup> Flr. Metrology Building</p> <p><i>Administrative Officer V</i></p> <p>Human Resource Management Section/Administrative Division/2<sup>nd</sup> Flr. Metrology Building</p>
	<p>1.6 Release application leave to the office of Deputy Director for ATS.</p>	<p>None</p>	<p>5 Minutes</p>	<p><i>Clerk III</i></p> <p>Human Resource Management Section/Administrative Division/2<sup>nd</sup> Flr. Metrology Building</p>



	1.7 Recommendation for approval / disapproval.	None	4 Hours	<i>Deputy Director for Administrative &amp; Technical Services</i>  Office of the Deputy Director for Administrative & Technical Services/Ground Flr. Metrology Building
	1.8 Release application leave to the Office of Director.	None	10 Minutes	<i>Administrative Aide IV</i>  Office of the Deputy Director for Administrative & Technical Services/ Ground Flr., Metrology Building
	1.9 Approved / Signed Application Leave for approval/disapproval.	None	4 Hours	<i>Director</i>  Office of the Director/Ground Flr., Metrology Building
	1.10 Release approved / signed two (2) copies of application for leave to Human Resource	None	10 Minutes	<i>Science Aide</i>



	Management Section- Administrative Division.			Office of the Director/Ground Flr., Metrology Building
	1.11 Receive and distribute approved/signed two (2) original copies of application leave.	None	20 Minutes	<i>Clerk III</i>  Human Resource Management Section/Administrative Division/2 <sup>nd</sup> Flr. Metrology Building
2. Receive and keep/file Signed / Approved application leave.	1.12 Release one (1) original copy of application leave to the concerned employee and retain one (1) original copy for keeping/filing.  Chemicals & Energy Division, Material Science Division  Technological Service Division	None	20 Minutes	<i>Administrative Aide III</i> Human Resource Management Section/Administrative Division/2 <sup>nd</sup> Flr. Metrology Building  <i>Administrative Aide III</i>  Human Resource Management Section/Administrative Division/2 <sup>nd</sup> Flr. Metrology Building  <i>Administrative Officer II</i>



	<p>Environment and Biotechnology Division &amp; Packaging Technology Division</p> <p>Standards &amp; Testing Division</p> <p>National Metrology Division</p>			<p>Human Resource Management Section/Administrative Division/2<sup>nd</sup> Flr. Metrology Building</p> <p><i>Administrative Assistant II</i></p> <p>Human Resource Management Section/Administrative Division/2<sup>nd</sup> Flr. Metrology Building</p> <p><i>Administrative Officer II</i></p> <p>Human Resource Management Section/Administrative Division/2<sup>nd</sup> Flr. Metrology Building</p> <p><i>Administrative Officer II</i></p> <p>Human Resource Management Section/Administrative</p>
--	--	--	--	---





	<p>Food Processing Division &amp; Finance &amp; Management Division</p> <p>Administrative Division, , Planning &amp; Management Information System Division &amp; Office of the Director</p>			<p>Division/2<sup>nd</sup> Flr. Metrology Building</p> <p><i>Administrative Assistant I</i></p> <p>Human Resource Management Section/Administrative Division/2<sup>nd</sup> Flr. Metrology Building</p> <p>Administrative Aide IV/ Human Resource Management Section/Administrative Division/2<sup>nd</sup> Flr. Metrology Building</p>
<b>TOTAL:</b>		<b>None</b>	<b>Nine (9) Hours &amp; 45 Minutes</b>	



### 3. Filing of Application for Rehabilitation Leave

Rehabilitation Leave may be filed by an entitled employee for a maximum of six (6) months for wounds and/or injuries sustained while in the performance of official duties based on the Omnibus Rules on Leave.

<b>Office or Division:</b>	Administrative Division – Human Resource Management Section			
<b>Classification:</b>	Simple			
<b>Type of Transaction:</b>	G to G			
<b>Who may avail:</b>	ITDI Regular Employee/s			
<b>CHECKLIST OF REQUIREMENTS</b>		<b>WHERE TO SECURE</b>		
1) Two (2) original copies of Application for Leave Form		ITDI/Administrative Division/Human Resource Management Section/2 <sup>nd</sup> Flr., Metrology Building		
2) One (1) photocopy of Medical Certificate		Doctor of choice of the employee		
<b>CLIENT STEPS</b>	<b>AGENCY ACTION</b>	<b>FEES TO BE PAID</b>	<b>PROCESSING TIME</b>	<b>PERSON RESPONSIBLE</b>
1. Submit filled-out Application for Leave cleared by the Division Chief / Section Head to the Human Resource Management Section-ADM.	1.1 Receive Application for Leave.	None	5 Minutes	<i>Clerk III</i>  Human Resource Management Section/Administrative Division/2 <sup>nd</sup> Flr. Metrology Building



	<p>1.2 Validate and evaluate of Application for Leave.</p> <p>Chemicals &amp; Energy Division, Material Science Division</p> <p>Technological Service Division</p> <p>Environment and Biotechnology Division &amp; Packaging Technology Division</p>	<p>None</p>	<p>10 Minutes</p>	<p><i>Administrative Aide III</i></p> <p>Human Resource Management Section/Administrative Division/2<sup>nd</sup> Flr. Metrology Building</p> <p><i>Administrative Officer II</i></p> <p>Human Resource Management Section/Administrative Division/2<sup>nd</sup> Flr. Metrology Building</p> <p><i>Administrative Assistant II</i></p> <p>Human Resource Management Section/Administrative Division/2<sup>nd</sup> Flr. Metrology Building</p>
--	--	-------------	-------------------	---



	<p>Standards &amp; Testing Division</p> <p>National Metrology Division</p> <p>Food Processing Division &amp; Finance &amp; Management Division</p> <p>Administrative Division, , Planning &amp; Management</p>			<p><i>Administrative Officer II</i></p> <p>Human Resource Management Section/Administrative Division/2<sup>nd</sup> Flr. Metrology Building</p> <p><i>Administrative Officer II</i></p> <p>Human Resource Management Section/Administrative Division/2<sup>nd</sup> Flr. Metrology Building</p> <p><i>Administrative Assistant I</i></p> <p>Human Resource Management Section/Administrative Division/2<sup>nd</sup> Flr. Metrology Building</p> <p>Administrative Aide IV/ Human Resource Management</p>
--	--	--	--	---



	Information System Division & Office of the Director			Section/Administrative Division/2 <sup>nd</sup> Flr. Metrology Building
	1.3 Input Leave Credits Earned  (VL &SL) as of to date.	None	10 Minutes	
	1.4 Encode leave credits earned (VL & SL) in Employee's Leave Card  Chemicals & Energy Division, Material Science Division  Technological Service Division	None	10 Minutes	Administrative Aide III  Human Resource Management Section/Administrative Division/2 <sup>nd</sup> Flr. Metrology Building  Administrative Officer II  Human Resource Management Section/Administrative



	<p>Environment and Biotechnology Division &amp; Packaging Technology Division</p> <p>Standards &amp; Testing Division</p> <p>National Metrology Division</p>			<p>Division/2<sup>nd</sup> Flr. Metrology Building</p> <p><i>Administrative Assistant II</i></p> <p>Human Resource Management Section/Administrative Division/2<sup>nd</sup> Flr. Metrology Building</p> <p><i>Administrative Officer II</i></p> <p>Human Resource Management Section/Administrative Division/2<sup>nd</sup> Flr. Metrology Building</p> <p><i>Administrative Officer II</i></p> <p>Human Resource Management Section/Administrative Division/2<sup>nd</sup> Flr. Metrology Building</p>
--	--	--	--	--



	<p>Food Processing Division &amp; Finance &amp; Management Division</p> <p>Administrative Division, , Planning &amp; Management Information System Division &amp; Office of the Director</p> <p>1.5 Certify the leave credits earned (VL &amp; SL).</p>	None	5 Minutes	<p><i>Administrative Assistant I</i></p> <p>Human Resource Management Section/Administrative Division/2<sup>nd</sup> Flr. Metrology Building</p> <p>Administrative Aide IV/ Human Resource Management Section/Administrative Division/2<sup>nd</sup> Flr. Metrology Building</p> <p><i>Administrative Officer V</i></p> <p>Human Resource Management Section/Administrative Division/2<sup>nd</sup> Flr. Metrology Building</p>
	<p>1.6 Release application leave to the office of Deputy Director for ATS.</p>	None	5 Minutes	<p><i>Clerk III</i></p> <p>Human Resource Management Section/Administrative</p>



	1.7 Recommendation for approval / disapproval.	None	4 Hours	<p>Division/2<sup>nd</sup> Flr. Metrology Building</p> <p><i>Deputy Director for Administrative &amp; Technical Services</i></p> <p>Office of the Deputy Director for Administrative &amp; Technical Services/Ground Flr. Metrology Building</p>
	1.8 Release application leave to the Office of Director.	None	10 Minutes	<p><i>Administrative Aide IV</i></p> <p>Office of the Deputy Director for Administrative &amp; Technical Services/ Ground Flr., Metrology Building</p>
	1.9 Approved/Signed Application Leave for approval / disapproval.	None	4 Hours	<p><i>Director</i></p> <p>Office of the Director/Ground Flr., Metrology Building</p>





	1.10 Release approved/signed of two (2) copies application leave to HRMS-ADMIN.	None	10 Minutes	Science Aide/ Office of the Director/Ground Flr., Metrology Building
	1.11 Receive and distribute approved/signed two (2) copies of application leave.	None	20 Minutes	<i>Clerk III</i> Human Resource Management Section/Administrative Division/2 <sup>nd</sup> Flr. Metrology Building
2. Receive and keep/file Signed/Approved application leave.	2.1 Release one (1) copy of application leave to the concerned employee and retain one (1) copy for keeping/filing.  Chemicals & Energy Division, Material Science Division	None	20 Minutes	<i>Administrative Aide III</i>  Human Resource Management Section/Administrative Division/2 <sup>nd</sup> Flr. Metrology Building



	<p>Technological Service Division</p> <p>Environment and Biotechnology Division &amp; Packaging Technology Division</p> <p>Standards &amp; Testing Division</p>			<p><i>Administrative Officer II</i></p> <p>Human Resource Management Section/Administrative Division/2<sup>nd</sup> Flr. Metrology Building</p> <p><i>Administrative Assistant II</i></p> <p>Human Resource Management Section/Administrative Division/2<sup>nd</sup> Flr. Metrology Building</p> <p><i>Administrative Officer II</i></p> <p>Human Resource Management Section/Administrative Division/2<sup>nd</sup> Flr. Metrology Building</p>
--	---	--	--	---



	National Metrology Division			<i>Administrative Officer II</i>  Human Resource Management Section/Administrative Division/2 <sup>nd</sup> Flr. Metrology Building
	Food Processing Division & Finance & Management Division			<i>Administrative Assistant I</i>  Human Resource Management Section/Administrative Division/2 <sup>nd</sup> Flr. Metrology Building
	Administrative Division, , Planning & Management Information System Division & Office of the Director			Administrative Aide IV/ Human Resource Management Section/Administrative Division/2 <sup>nd</sup> Flr. Metrology Building
	<b>TOTAL:</b>	<b>None</b>	<b>Nine (9) Hours &amp; 45 Minutes</b>	



#### 4. Filing of Application for Sick Leave

Sick Leave may be applied by a regular employee as required in Rule XVI of the omnibus rules implementing book V of EO292.

<b>Office or Division:</b>	Administrative Division – Human Resource Management Section			
<b>Classification:</b>	Simple			
<b>Type of Transaction:</b>	G to G Government to Government			
<b>Who may avail:</b>	ITDI Regular Employee/s			
<b>CHECKLIST OF REQUIREMENTS</b>		<b>WHERE TO SECURE</b>		
1) Two (2) original copies of Application for Leave 2)		ITDI/Administrative Division/Human Resource Management Section/2 <sup>nd</sup> Flr., Metrology Building		
3) One (1) photocopy of Medical Certificate (for more than 5 Days)		Doctor of choice of the employee		
<b>CLIENT STEPS</b>	<b>AGENCY ACTION</b>	<b>FEES TO BE PAID</b>	<b>PROCESSING TIME</b>	<b>PERSON RESPONSIBLE</b>
1. Submit filled-out Application for Leave cleared by the Division Chief / Section Head to the Human Resource Management Section-ADM.	1.1 Receive Application for Leave.	None	5 Minutes	<i>Clerk III</i>  Human Resource Management Section/Administrative Division/2 <sup>nd</sup> Flr. Metrology Building



	<p>1.2 Validate and evaluate of Application for Leave.</p> <p>Chemicals &amp; Energy Division, Material Science Division</p> <p>Technological Service Division</p> <p>Environment and Biotechnology Division &amp; Packaging Technology Division</p>	<p>None</p>	<p>10 Minutes</p>	<p><i>Administrative Aide III</i></p> <p>Human Resource Management Section/Administrative Division/2<sup>nd</sup> Flr. Metrology Building</p> <p><i>Administrative Officer II</i></p> <p>Human Resource Management Section/Administrative Division/2<sup>nd</sup> Flr. Metrology Building</p> <p><i>Administrative Assistant II</i></p> <p>Human Resource Management Section/Administrative Division/2<sup>nd</sup> Flr. Metrology Building</p>
--	--	-------------	-------------------	---



	<p>Standards &amp; Testing Division</p> <p>National Metrology Division</p> <p>Food Processing Division &amp; Finance &amp; Management Division</p> <p>Administrative Division, , Planning &amp; Management Information System</p>			<p><i>Administrative Officer II</i></p> <p>Human Resource Management Section/Administrative Division/2<sup>nd</sup> Flr. Metrology Building</p> <p><i>Administrative Officer II</i></p> <p>Human Resource Management Section/Administrative Division/2<sup>nd</sup> Flr. Metrology Building</p> <p><i>Administrative Assistant I</i></p> <p>Human Resource Management Section/Administrative Division/2<sup>nd</sup> Flr. Metrology Building</p> <p>Administrative Aide IV/ Human Resource Management</p>
--	---	--	--	---



	Division & Office of the Director			Section/Administrative Division/2 <sup>nd</sup> Flr. Metrology Building
	1.3 Input Leave Credits Earned (VL & SL) as of to date.	None	10 Minutes	Administrative Aide III  Human Resource Management Section/Administrative Division/2 <sup>nd</sup> Flr. Metrology Building
	1.4 Encode leave credits earned (VL & SL) in Employee's Leave Card.  Chemicals & Energy Division, Material Science Division  Technological Service Division	None	10 Minutes	<i>Administrative Aide III</i>  Human Resource Management Section/Administrative Division/2 <sup>nd</sup> Flr. Metrology Building  <i>Administrative Officer II</i>  Human Resource Management Section/Administrative



	<p>Environment and Biotechnology Division &amp; Packaging Technology Division</p> <p>Standards &amp; Testing Division</p> <p>National Metrology Division</p>	<p>None</p>	<p>5 Minutes</p>	<p>Division/2<sup>nd</sup> Flr. Metrology Building</p> <p><i>Administrative Assistant II</i></p> <p>Human Resource Management Section/Administrative Division/2<sup>nd</sup> Flr. Metrology Building</p> <p><i>Administrative Officer II</i></p> <p>Human Resource Management Section/Administrative Division/2<sup>nd</sup> Flr. Metrology Building</p> <p><i>Administrative Officer II</i></p> <p>Human Resource Management Section/Administrative Division/2<sup>nd</sup> Flr. Metrology Building</p>
--	--	-------------	------------------	--





	<p>Food Processing Division &amp; Finance &amp; Management Division</p> <p>Administrative Division, , Planning &amp; Management Information System Division &amp; Office of the Director</p> <p>1.5 Certify the leave credits earned (VL &amp; SL).</p>			<p><i>Administrative Assistant I</i></p> <p>Human Resource Management Section/Administrative Division/2<sup>nd</sup> Flr. Metrology Building</p> <p>Administrative Aide IV/ Human Resource Management Section/Administrative Division/2<sup>nd</sup> Flr. Metrology Building</p> <p><i>Administrative Officer V</i></p> <p>Human Resource Management Section/Administrative Division/2<sup>nd</sup> Flr. Metrology Building</p>
	<p>1.6 Release application leave to the office of Deputy Director for ATS.</p>	<p>None</p>	<p>5 Minutes</p>	<p><i>Clerk III</i></p> <p>Human Resource Management Section/Administrative</p>



	1.7 Recommendation for approval / disapproval.	None	4 Hours	<p>Division/2<sup>nd</sup> Flr. Metrology Building</p> <p><i>Deputy Director for Administrative &amp; Technical Services</i></p> <p>Office of the Deputy Director for Administrative &amp; Technical Services/Ground Flr. Metrology Building</p>
	1.8 Release application leave to the Office of Director	None	10 Minutes	<p><i>Administrative Aide IV</i></p> <p>Office of the Deputy Director for Administrative &amp; Technical Services/ Ground Flr., Metrology Building</p>
	1.9 Approved/Signed Application Leave for approval/disapproval	None	4 Hours	<p><i>Director</i></p> <p>Office of the Director/Ground Flr., Metrology Building</p>
	1.10 Release approved/signed of two (2) copies	None	10 Minutes	<i>Science Aide</i>



	application leave to HRMS-ADMIN.			Office of the Director/Ground Flr., Metrology Building
	1.11 Receive and distribute approved/signed two (2) copies of application leave.	None	20 Minutes	<i>Clerk III</i> Human Resource Management Section/Administrative Division/2 <sup>nd</sup> Flr. Metrology Building
2. Receive and keep/file Signed/Approved application leave.	2.1 Release one (1) copy of application leave to the concerned employee and retain one (1) copy for keeping/filing.  Chemicals & Energy Division, Material Science Division  Technological Service Division	None	20 Minutes	<i>Administrative Aide III</i>  Human Resource Management Section/Administrative Division/2 <sup>nd</sup> Flr. Metrology Building  <i>Administrative Officer II</i>  Human Resource Management



	<p>Environment and Biotechnology Division &amp; Packaging Technology Division</p> <p>Standards &amp; Testing Division</p> <p>National Metrology Division</p>			<p>Section/Administrative Division/2<sup>nd</sup> Flr. Metrology Building</p> <p><i>Administrative Assistant II</i></p> <p>Human Resource Management Section/Administrative Division/2<sup>nd</sup> Flr. Metrology Building</p> <p><i>Administrative Officer II</i></p> <p>Human Resource Management Section/Administrative Division/2<sup>nd</sup> Flr. Metrology Building</p> <p><i>Administrative Officer II</i></p> <p>Human Resource Management Section/Administrative Division/2<sup>nd</sup> Flr. Metrology Building</p>
--	--	--	--	---



	<p>Food Processing Division &amp; Finance &amp; Management Division</p> <p>Administrative Division, , Planning &amp; Management Information System Division &amp; Office of the Director</p>			<p><i>Administrative Assistant I</i></p> <p>Human Resource Management Section/Administrative Division/2<sup>nd</sup> Flr. Metrology Building</p> <p>Administrative Aide IV/ Human Resource Management Section/Administrative Division/2<sup>nd</sup> Flr. Metrology Building</p>
<b>TOTAL:</b>		<b>None</b>	<b>Nine (9) Hours &amp; 45 Minutes</b>	



## 5. Filing of Application for Solo Parent Leave

Solo Parent Leave is a privilege derived from Section 8 of RA8972 also known as the "Solo Parents' Welfare Act of 2000" wherein in addition to leave privileges under existing laws, parental leave of not more than seven (7) working Days every year shall be granted to any solo parent employee who has rendered service of at least one (1) year.

<b>Office or Division:</b>	Administrative Division – Human Resource Management Section			
<b>Classification:</b>	Simple			
<b>Type of Transaction:</b>	G2G			
<b>Who may avail:</b>	ITDI Regular Employee/s			
<b>CHECKLIST OF REQUIREMENTS</b>		<b>WHERE TO SECURE</b>		
1) Two (2) original copies of Application for Leave Form		ITDI/Administrative Division/Human Resource Management Section/2 <sup>nd</sup> Flr., Metrology Building		
2) Solo-Parent ID ( Solo Parent Leave)		Resident Barangay of the employee / Department of Social Welfare		
<b>CLIENT STEPS</b>	<b>AGENCY ACTION</b>	<b>FEES TO BE PAID</b>	<b>PROCESSING TIME</b>	<b>PERSON RESPONSIBLE</b>
1. Submit filled-up Application for Leave cleared by the Division Chief / Section Head to the Human Resource	1.1 Receive Application for Leave.	None	5 Minutes	<i>Clerk III</i> Human Resource Management Section/Administrative



<p>Management Section- Administrative Division.</p>	<p>1.2 Validate and evaluate of Application for Leave</p> <p>Chemicals &amp; Energy Division, Material Science Division</p> <p>Technological Service Division</p>	<p>None</p>	<p>10 Minutes</p>	<p>Division/2<sup>nd</sup> Flr. Metrology Building</p> <p><i>Administrative Aide III</i></p> <p>Human Resource Management Section/Administrative Division/2<sup>nd</sup> Flr. Metrology Building</p> <p><i>Administrative Officer II</i></p> <p>Human Resource Management Section/Administrative Division/2<sup>nd</sup> Flr. Metrology Building</p> <p><i>Administrative Assistant II</i></p> <p>Human Resource Management Section/Administrative Division/2<sup>nd</sup> Flr. Metrology Building</p>
---	---	-------------	-------------------	--



	<p>Environment and Biotechnology Division &amp; Packaging Technology Division</p> <p>Standards &amp; Testing Division</p> <p>National Metrology Division</p> <p>Food Processing Division &amp; Finance &amp; Management Division</p>			<p><i>Administrative Officer II</i></p> <p>Human Resource Management Section/Administrative Division/2<sup>nd</sup> Flr. Metrology Building</p> <p><i>Administrative Officer II</i></p> <p>Human Resource Management Section/Administrative Division/2<sup>nd</sup> Flr. Metrology Building</p> <p><i>Administrative Assistant I</i></p> <p>Human Resource Management Section/Administrative Division/2<sup>nd</sup> Flr. Metrology Building</p> <p>Administrative Aide IV/ Human Resource Management</p>
--	--	--	--	---





	Administrative Division, , Planning & Management Information System Division & Office of the Director			Section/Administrative Division/2 <sup>nd</sup> Flr. Metrology Building
	1.3 Input Leave Credits Earned ( VL &SL) as of to date.	None	10 Minutes	
	1.4 Encode leave credits earned (VL & SL) in Employee's Leave Card.  Chemicals & Energy Division, Material Science Division  Technological Service Division	None	10 Minutes	<i>Administrative Aide III</i>  Human Resource Management Section/Administrative Division/2 <sup>nd</sup> Flr. Metrology Building  <i>Administrative Officer II</i>  Human Resource Management



	<p>Environment and Biotechnology Division &amp; Packaging Technology Division</p> <p>Standards &amp; Testing Division</p> <p>National Metrology Division</p>			<p>Section/Administrative Division/2<sup>nd</sup> Flr. Metrology Building</p> <p><i>Administrative Assistant II</i></p> <p>Human Resource Management Section/Administrative Division/2<sup>nd</sup> Flr. Metrology Building</p> <p><i>Administrative Officer II</i></p> <p>Human Resource Management Section/Administrative Division/2<sup>nd</sup> Flr. Metrology Building</p> <p><i>Administrative Officer II</i></p> <p>Human Resource Management Section/Administrative Division/2<sup>nd</sup> Flr. Metrology Building</p>
--	--	--	--	---



	<p>Food Processing Division &amp; Finance &amp; Management Division</p> <p>Administrative Division, , Planning &amp; Management Information System Division &amp; Office of the Director</p> <p>1.5 Certify the leave credits earned (VL &amp; SL).</p>	None	5 Minutes	<p><i>Administrative Assistant I</i></p> <p>Human Resource Management Section/Administrative Division/2<sup>nd</sup> Flr. Metrology Building</p> <p>Administrative Aide IV/ Human Resource Management Section/Administrative Division/2<sup>nd</sup> Flr. Metrology Building</p> <p><i>Administrative Officer V</i></p> <p>Human Resource Management Section/Administrative Division/2<sup>nd</sup> Flr. Metrology Building</p>
	<p>1.6 Release application leave to the office of Deputy Director for ATS.</p>	None	5 Minutes	<p>Clerk III/Human Resource Management Section/Administrative Division/2<sup>nd</sup> Flr. Metrology Building</p>



	1.7 Recommendation for approval / disapproval.	None	4 Hours	<p><i>Deputy Director for Administrative &amp; Technical Services</i></p> <p>Office of the Deputy Director for Administrative &amp; Technical Services/Ground Flr. Metrology Building</p>
	1.8 Release application leave to the Office of Director.	None	10 Minutes	<p><i>Administrative Aide IV</i></p> <p>Office of the Deputy Director for Administrative &amp; Technical Services/ Ground Flr., Metrology Building</p>
	1.9 Approved/Signed Application Leave for approval / disapproval.	None	4 Hours	<p><i>Director</i></p> <p>Office of the Director/Ground Flr., Metrology Building</p>
	1.10 Release approved/signed of two (2) copies application leave to HRMS-ADMIN .	None	10 Minutes	<p><i>Science Aide</i></p> <p>Office of the Director/Ground Flr., Metrology Building</p>



	<p>1.11 Receive and distribute approved/signed two (2) copies of application leave.</p>	<p>None</p>	<p>20 Minutes</p>	<p><i>Clerk III</i></p> <p>Human Resource Management Section/Administrative Division/2<sup>nd</sup> Flr. Metrology Building</p>
<p>2. Receive and keep/file Signed/Approved application leave.</p>	<p>2.1 Release one (1) copy of application leave to the concerned employee and retain one (1) copy for keeping/filing.</p> <p>Chemicals &amp; Energy Division, Material Science Division</p> <p>Technological Service Division</p>	<p>None</p>	<p>20 Minutes</p>	<p><i>Administrative Aide III</i></p> <p>Human Resource Management Section/Administrative Division/2<sup>nd</sup> Flr. Metrology Building</p> <p><i>Administrative Officer II</i></p> <p>Human Resource Management Section/Administrative Division/2<sup>nd</sup> Flr. Metrology Building</p>



	<p>Environment and Biotechnology Division &amp; Packaging Technology Division</p> <p>Standards &amp; Testing Division</p> <p>National Metrology Division</p> <p>Food Processing Division &amp; Finance &amp; Management Division</p>			<p><i>Administrative Assistant II</i></p> <p>Human Resource Management Section/Administrative Division/2<sup>nd</sup> Flr. Metrology Building</p> <p><i>Administrative Officer II</i></p> <p>Human Resource Management Section/Administrative Division/2<sup>nd</sup> Flr. Metrology Building</p> <p><i>Administrative Officer II</i></p> <p>Human Resource Management Section/Administrative Division/2<sup>nd</sup> Flr. Metrology Building</p> <p><i>Administrative Assistant I</i></p> <p>Human Resource Management</p>
--	--	--	--	---



	Administrative Division, , Planning & Management Information System Division & Office of the Director			Section/Administrative Division/2 <sup>nd</sup> Flr. Metrology Building  Administrative Aide IV/ Human Resource Management Section/Administrative Division/2 <sup>nd</sup> Flr. Metrology Building
<b>TOTAL:</b>		<b>None</b>	<b>Nine (9) Hours &amp; 45 Minutes</b>	



## 6. Filing of Application for Vacation Leave

Vacation Leave may be applied by a regular employee as required in Rule XVI of the omnibus rules implementing book V of EO292.

<b>Office or Division:</b>	Administrative Division – Human Resource Management Section			
<b>Classification:</b>	Simple			
<b>Type of Transaction:</b>	G to G - Government to Government			
<b>Who may avail:</b>	ITDI Regular Employee/s			
<b>CHECKLIST OF REQUIREMENTS</b>		<b>WHERE TO SECURE</b>		
1) Two (2) original copies of Application for Leave Form		ITDI/Administrative Division/Human Resource Management Section/2 <sup>nd</sup> Flr., Metrology Building		
<b>CLIENT STEPS</b>	<b>AGENCY ACTION</b>	<b>FEES TO BE PAID</b>	<b>PROCESSING TIME</b>	<b>PERSON RESPONSIBLE</b>
1. Submit filled-out Application for Leave cleared by the Division Chief / Section Head to the Human Resource Management Section-ADM.	1.1 Receive Application for Leave.	None	5 Minutes	<i>Clerk III</i>  Human Resource Management Section/Administrative Division/2 <sup>nd</sup> Flr. Metrology Building





	<p>1.2 Validate and evaluate of Application for Leave.</p> <p>Chemicals &amp; Energy Division, Material Science Division</p> <p>Technological Service Division</p> <p>Environment and Biotechnology Division &amp; Packaging Technology Division</p>	None	10 Minutes	<p><i>Administrative Aide III</i></p> <p>Human Resource Management Section/Administrative Division/2<sup>nd</sup> Flr. Metrology Building</p> <p><i>Administrative Officer II</i></p> <p>Human Resource Management Section/Administrative Division/2<sup>nd</sup> Flr. Metrology Building</p> <p><i>Administrative Assistant II</i></p> <p>Human Resource Management Section/Administrative Division/2<sup>nd</sup> Flr. Metrology Building</p>
--	--	------	------------	---



	Standards & Testing Division			<i>Administrative Officer II</i> Human Resource Management Section/Administrative Division/2 <sup>nd</sup> Flr. Metrology Building
	National Metrology Division			<i>Administrative Officer II</i> Human Resource Management Section/Administrative Division/2 <sup>nd</sup> Flr. Metrology Building
	Food Processing Division & Finance & Management Division			<i>Administrative Assistant I</i> Human Resource Management Section/Administrative Division/2 <sup>nd</sup> Flr. Metrology Building
	Administrative Division, , Planning & Management			Administrative Aide IV/ Human Resource Management



	Information System Division & Office of the Director			Section/Administrative Division/2 <sup>nd</sup> Flr. Metrology Building
	1.3 Input Leave Credits Earned ( VL &SL) as of to date.	None	10 Minutes	
	1.4 Encode leave credits earned (VL & SL) in Employee's Leave Card.	None	10 Minutes	
	Chemicals & Energy Division, Material Science Division			<i>Administrative Aide III</i>  Human Resource Management Section/Administrative Division/2 <sup>nd</sup> Flr. Metrology Building
	Technological Service Division			<i>Administrative Officer II</i>  Human Resource Management Section/Administrative Division/2 <sup>nd</sup> Flr. Metrology Building



	<p>Environment and Biotechnology Division &amp; Packaging Technology Division</p> <p>Standards &amp; Testing Division</p> <p>National Metrology Division</p> <p>Food Processing Division &amp; Finance &amp; Management Division</p>			<p><i>Administrative Assistant II</i></p> <p>Human Resource Management Section/Administrative Division/2<sup>nd</sup> Flr. Metrology Building</p> <p><i>Administrative Officer II</i></p> <p>Human Resource Management Section/Administrative Division/2<sup>nd</sup> Flr. Metrology Building</p> <p><i>Administrative Officer II</i></p> <p>Human Resource Management Section/Administrative Division/2<sup>nd</sup> Flr. Metrology Building</p> <p><i>Administrative Assistant I</i></p> <p>Human Resource Management</p>
--	--	--	--	---



	<p>Administrative Division, , Planning &amp; Management Information System Division &amp; Office of the Director</p> <p>1.5 Certify the leave credits earned (VL &amp; SL)</p>	None	5 Minutes	<p>Section/Administrative Division/2<sup>nd</sup> Flr. Metrology Building</p> <p>Administrative Aide IV/ Human Resource Management Section/Administrative Division/2<sup>nd</sup> Flr. Metrology Building</p> <p><i>Administrative Officer V</i> Human Resource Management Section/Administrative Division/2<sup>nd</sup> Flr. Metrology Building</p>
	<p>1.6 Release application leave to the office of Deputy Director for ATS.</p>	None	5 Minutes	<p><i>Clerk III</i></p> <p>Human Resource Management Section/Administrative Division/2<sup>nd</sup> Flr. Metrology Building</p>



	1.7 Recommendation for approval / disapproval.	None	4 Hours	<p><i>Deputy Director for Administrative &amp; Technical Services</i></p> <p>Office of the Deputy Director for Administrative &amp; Technical Services/Ground Flr. Metrology Building</p>
	1.8 Release application leave to the Office of Director	None	10 Minutes	<p><i>Administrative Aide IV</i></p> <p>Office of the Deputy Director for Administrative &amp; Technical Services/ Ground Flr., Metrology Building</p>
	1.9 Approved / Signed Application Leave for approval / disapproval.	None	4 Hours	<p><i>Director</i></p> <p>Office of the Director/Ground Flr., Metrology Building</p>
	1.10 Release approved/signed of two (2) copies application leave to HRMS-ADMIN.	None	10 Minutes	<p><i>Science Aide</i></p> <p>Office of the Director/Ground Flr., Metrology Building</p>



	1.11 Receive and distribute approved/signed two (2) copies of application leave	None	20 Minutes	<p><i>Clerk III</i></p> <p>Human Resource Management Section/Administrative Division/2<sup>nd</sup> Flr. Metrology Building</p>
2. Receive and keep/file Signed/Approved application leave.	<p>2.1 Release one (1) copy of application leave to the concerned employee and retain one (1) copy for keeping/filing.</p> <p>Chemicals &amp; Energy Division, Material Science Division</p> <p>Technological Service Division</p>	None	20 Minutes	<p><i>Administrative Aide III</i></p> <p>Human Resource Management Section/Administrative Division/2<sup>nd</sup> Flr. Metrology Building</p> <p><i>Administrative Officer II</i></p> <p>Human Resource Management Section/Administrative Division/2<sup>nd</sup> Flr. Metrology Building</p>



	<p>Environment and Biotechnology Division &amp; Packaging Technology Division</p> <p>Standards &amp; Testing Division</p> <p>National Metrology Division</p> <p>Food Processing Division &amp; Finance &amp; Management Division</p>			<p><i>Administrative Assistant II</i></p> <p>Human Resource Management Section/Administrative Division/2<sup>nd</sup> Flr. Metrology Building</p> <p><i>Administrative Officer II</i></p> <p>Human Resource Management Section/Administrative Division/2<sup>nd</sup> Flr. Metrology Building</p> <p><i>Administrative Officer II</i></p> <p>Human Resource Management Section/Administrative Division/2<sup>nd</sup> Flr. Metrology Building</p> <p><i>Administrative Assistant I</i></p> <p>Human Resource Management</p>
--	--	--	--	---





	Administrative Division, , Planning & Management Information System Division & Office of the Director			Section/Administrative Division/2 <sup>nd</sup> Flr. Metrology Building  Administrative Aide IV/ Human Resource Management Section/Administrative Division/2 <sup>nd</sup> Flr. Metrology Building
<b>TOTAL:</b>		<b>None</b>	<b>Nine (9) Hours &amp; 45 Minutes</b>	



## 7. Request for Certificate of Employment

Certificate of Employment is issued as requested to certify benefits and salaries received, date of start of service, last promotion and leave credits of employees for whatever legal it may serve.

<b>Office or Division:</b>	Administrative Division – Human Resource Management Section			
<b>Classification:</b>	Simple			
<b>Type of Transaction:</b>	G to G Government to Government			
<b>Who may avail:</b>	Employees			
<b>CHECKLIST OF REQUIREMENTS</b>		<b>WHERE TO SECURE</b>		
1) Request Form		ITDI/Administrative Division/Human Resource Management Section/2 <sup>nd</sup> Floor, Metrology Building		
<b>CLIENT STEPS</b>	<b>AGENCY ACTION</b>	<b>FEES TO BE PAID</b>	<b>PROCESSING TIME</b>	<b>PERSON RESPONSIBLE</b>
1. Fill out the request form.	1.1 Receive the request form.	None	2 Minutes	<i>Clerk III</i>  Human Resource Management Section/Administrative Division/2 <sup>nd</sup> Floor, Metrology Building



	<p>1.2 Obtain data of employees from Personal Services Itemization and Plantilla of Personnel (PSIPOP), Longevity Payroll, Hazard Certification, List of PBB, other benefits/incentives and accumulated leave credits.</p>	<p>None</p>	<p>1 Hour</p>	<p><i>Administrative Aide VI</i>  Human Resource Management Section/Administrative Division/2<sup>nd</sup> Floor, Metrology Building</p>
	<p>1.3 Prepare the Certificate of Employment and indicate the purpose.</p>	<p>None</p>	<p>30 Minutes</p>	<p><i>Administrative Aide VI</i>  Human Resource Management Section/Administrative Division/2<sup>nd</sup> Floor, Metrology Building</p>
	<p>1.4 Check and sign the Certificate of Employment.</p>	<p>None</p>	<p>10 Minutes</p>	<p>Administrative Officer V Human Resource Management Section/Administrative Division/2<sup>nd</sup> Floor, Metrology Building</p>
	<p>1.5 Release to employee.</p>	<p>None</p>	<p>10 Minutes</p>	<p><i>Chief Administrative Officer/Office of the Chief</i></p>



<p>2. Receive the signed Certificate of Employment.</p>		<p>None</p>	<p>5 Minutes</p>	<p>Administrative Division/2<sup>nd</sup> Floor, Metrology Building</p> <p><i>Clerk III</i></p> <p>Human Resource Management Section/Administrative Division/2<sup>nd</sup> Floor, Metrology Building</p> <p>Employee concerned</p>
<p style="text-align: right;"><b>TOTAL:</b></p>			<p><b>One (1) Hour &amp; fifty-seven (57) Minutes</b></p>	



## 8. Employment Application for Contract of Service (Renewal)

Re-hiring the right candidate as Contract of Service personnel to perform specific task in accordance with the mission, vision, goals and objective of the project / institute.

<b>Office or Division:</b>	Administrative Division – Human Resource Management Section	
<b>Classification:</b>	Simple	
<b>Type of Transaction:</b>	G2G - Government to Government	
<b>Who may avail:</b>	Internal Applicants	
	<b>CHECKLIST OF REQUIREMENTS</b>	<b>WHERE TO SECURE</b>
	1) Personal Data Sheet (1 original copy)  2) Recent 2 X 2 pictures and 1 x 1 ID pictures  3) Endorsement Letter (2 original copies)  4) Approved Requisition of Employee (2 original copies)  5) Approved Line Item Budget ( 1 photocopy)	Website of Civil Service Commission (CSC), <a href="http://www.csc.gov.ph">www.csc.gov.ph</a> or ITDI/Administrative Division/Human Resource Management Section Form _____  Applicant  Project Leader  Project Leader  Project Leader



CLIENT STEPS	AGENCY ACTION	FEES TO BE PAID	PROCESSING TIME	PERSON RESPONSIBLE
1. Submit the Personal Data Sheet, recent 2 X 2 pictures.	1.1 Receive the Approved Endorsement Letter and Requisition of Employee and Approved Line Item Budget.	None	5 Minutes	<i>Clerk III</i>  Human Resource Management Section/Administrative Division/2 <sup>nd</sup> Flr. Metrology Building
	1.2 Receive the Personal Data Sheet, recent 2 x 2 pictures and stamp the same with the date and time of receipt.	None	5 Minutes	<i>Clerk III</i>  Human Resource Management Section/Administrative Division/2 <sup>nd</sup> Flr. Metrology Building
2. Sign and read the Contract and Research Agreement.	2.1 Prepare Contract of Service and Research Agreement.	None	2 Hours	<i>Clerk III</i>  Human Resource Management Section/Administrative Division/2 <sup>nd</sup> Flr. Metrology Building



	2.2 Validate and submit to Project Leader and Project Accountant.	None	10 Minutes	<i>Clerk III</i> Human Resource Management Section/Administrative Division/2 <sup>nd</sup> Flr. Metrology Building
	2.1 Sign and check the Contract of Service and Research agreement.	None	2 Hours	<i>Project Leader</i> Industrial Technology Development Institute and
	2.2 Sign the Contract of Service and Research Agreement.	None	1 Hour	Project Accountant/Financial Management Division/2 <sup>nd</sup> Flr. Metrology Building
		None	1 Hour	<i>Administrative Officer V</i> Human Resource Management Section/Administrative Division/2 <sup>nd</sup> Flr. Metrology Building



	2.3 Call the hired COS to receive the Contract of Service and Research Agreement.	None	2 Hours	<p><i>Director IV and Deputy Director for ATS</i></p> <p>Office of the Director/Ground Floor, Metrology Building</p>
			10 Minutes	<p><i>Clerk III</i></p> <p>Human Resource Management Section/Administrative Division/2<sup>nd</sup> Flr. Metrology Building</p>
3. Receive approve Contract of Service and Research Agreement.	3.1 Release the approved Contract of Service and Research Agreement.	None	5 Minutes	<p><i>Clerk III</i></p> <p>Human Resource Management Section/Administrative Division/2<sup>nd</sup> Flr. Metrology Building</p>
4. Notarize Contract Agreement.		None	1 Hour	Hired Contract of Service
5. Return one (1) original copy of notarized Contract of Service to				<i>Clerk III</i>





Records Management Section staff.	5.1 Receive notarized Contract of Service for 201 file.	None	5 Minutes	Human Resource Management Section/Administrative Division/2 <sup>nd</sup> Flr. Metrology Building
6. Orientation.	6.1 Orient new employee.	None	1 Hour	<i>Administrative Officer V</i>  <i>Clerk III</i>  Human Resource Management Section/Administrative Division/2 <sup>nd</sup> Flr. Metrology Building
<b>TOTAL:</b>		<b>None</b>	<b>1 Day, 2 Hours and 40 Minutes</b>	



## 9. Employment's Application for Permanent Position

It is a process of reviewing, evaluating applications / credentials, selecting the right candidate to hire based on selection criteria and to perform specific task in accordance with the mission, vision, goals and objective of the institute.

- Omnibus Rules on Appointment and Other Human Resource Actions (ORA-OHRA)
- DOST Merit Selection Plan
- 2016 ITDI Selection Criteria

<b>Office or Division:</b>	Administrative Division – Human Resource Management Section	
<b>Classification:</b>	Highly Technical based on Omnibus Rules on Appointment and Other Human Resource Actions (ORA-OHRA)	
<b>Type of Transaction:</b>	G to G	
<b>Who may avail:</b>	Internal Applicants	
	<b>CHECKLIST OF REQUIREMENTS</b>	<b>WHERE TO SECURE</b>
	1. Application Letter (1 original copy)	Applicant
	2. Personal Data Sheet (1 original copy)	Website of Civil Service Commission (CSC), <a href="http://www.csc.gov.ph">www.csc.gov.ph</a> or ITDI/Administrative Division/Human Resource Management Section Form
	3. Resume or Curriculum Vitae (1 original copy)	Applicant
	4. Applicant's Data Sheet ( <i>for Internal Applicant only</i> ) (1 original copy)	Website of Industrial Technology Development Institute, <a href="http://www.itdi.dost.gov.ph">www.itdi.dost.gov.ph</a>



<p>5. Official Transcript of Records (1 photocopy)</p> <p>6. Diploma (1 photocopy)</p> <p>7. Certificates of Eligibility or Board Exam Results (1 original copy and 1 photocopy)</p> <p>8. Certificate of Employment or Service Record (<i>with government service only</i>) (1 photocopy)</p> <p>9. Performance rating in the last rating period (<i>with government service only</i>) (1 photocopy)</p> <p>10. Certificates of Training (1 photocopy)</p> <p>11. Recent 2 X 2 pictures</p> <p>12. Medical Certificate (CS Form No. 211, Revised 2018)</p> <p>13. Any proof document stated in applicant's application (1 photocopy)</p>	<p>School graduated from</p> <p>School graduated from Civil Service Commission (CSC) or Professional Regulation Commission (PRC)</p> <p>From Company/Agency employed</p> <p>From Company/Agency employed</p> <p>Training provider</p> <p>Applicant</p> <p>Website of Civil Service Commission (CSC), <a href="http://www.csc.gov.ph">www.csc.gov.ph</a> or ITDI/Administrative Division/ Human Resource Management Section Form</p> <p>Applicant</p>			
CLIENT STEPS	AGENCY ACTION	FEES TO BE PAID	PROCESSING TIME	PERSON RESPONSIBLE
1. Submit personally the Application Letter together with Personal	1.1 Receive the application personally submitted by the applicant and stamp the	None	30 Minutes	<i>Administrative Officer II</i>  Human Resource Management



<p>Data Sheet, Resume or Curriculum Vitae, Applicant's Data Sheet, Official Transcript of Records, Diploma, Certificates of Eligibility or Board Exam Results, Service Record, Performance rating in the last rating period, Certificates of Training, recent 2 X 2 pictures and any proof documents stated in your application.</p>	<p>same with the date and time of receipt.</p> <p>1.2 Evaluates profiles vis-à-vis Civil Service Commission prescribed minimum Qualifications Standards.</p>	<p>None</p>	<p>2 Hours</p>	<p>Section/Administrative Division/2<sup>nd</sup> Flr. Metrology Building</p> <p><i>Administrative Officer V or Administrative Officer II</i> Human Resource Management Section/Administrative Division/2<sup>nd</sup> Flr. Metrology Building</p>
<p>2. Take a pre-qualifying exam.</p>	<p>2.1 Conduct/Administer employment examinations for qualified applicants.</p> <p>2.2 Checks and tallies the scores of the examinations.</p>	<p>None</p> <p>None</p>	<p>1 Hour</p> <p>1 Hour</p>	<p><i>Administrative Officer II or Clerk II</i></p> <p>Human Resource Management Section/Administrative Division/2<sup>nd</sup> Flr. Metrology Building</p> <p><i>Administrative Officer II</i> Human Resource Management</p>



	2.3 Inform the applicant on the result of the exam and notify/explain what will do next in their application.	None	30 Minutes	<p>Section/Administrative Division/2<sup>nd</sup> Flr. Metrology Building</p> <p><i>Administrative Officer II or Administrative Officer V</i></p> <p>Human Resource Management Section/Administrative Division/2<sup>nd</sup> Flr. Metrology Building</p>
	2.4 Evaluate qualification standard of each applicants/preliminary evaluation and prepare Profiling of Applicants.	None	30 Days	<p>Administrative Officer II/Human Resource Management Section/Administrative Division/2<sup>nd</sup> Flr. Metrology Building</p>
	2.5 Release to concerned Divisional Selection Board.	None	10 Minutes	<p><i>Administrative Officer II</i></p> <p><i>Clerk III</i></p> <p>Human Resource Management Section/Administrative</p>



	<p>2.6 Evaluate applicants through ITDI Selection Criteria/metric selection plan.</p> <p>2.7 Conduct Background Investigation to the top 3 candidates.</p>	<p>None</p> <p>None</p>	<p>90 Days</p> <p>3 Days</p>	<p>Division/2<sup>nd</sup> Flr. Metrology Building</p> <p><i>Divisional Selection Board</i> Industrial Technology Development Institute</p> <p><i>Administrative Officer II</i> Human Resource Management Section/Administrative Division/2<sup>nd</sup> Flr. Metrology Building</p>
<p>3. Go in the scheduled time and date of the Interview.</p>	<p>3.1 Conduct interview or behavioral event interview.</p>	<p>None</p>	<p>4 Hours</p>	<p><i>Administrative Officer V</i> Human Resource Management Section/Administrative Division/2<sup>nd</sup> Flr. Metrology Building or Division Chief concerned/Industrial Technology Development Institute</p>



	<p>3.2 Deliberate and finalize evaluation of each applicant.</p>	<p>None</p>	<p>1 Day</p>	<p><i>Human Resource Merit Promotion Selection Board</i></p> <p>Industrial Technology Development Institute</p>
	<p>3.3 Prepare documentary requirements in the evaluation.</p>	<p>None</p>	<p>7 Days</p>	<p><i>Secretariat</i></p> <p><i>Administrative Officer II</i></p> <p>Human Resource Management Section/Administrative Division/2<sup>nd</sup> Flr. Metrology Building</p>
	<p>3.4 Facilitate the signing of Human Resource Merit Promotion Selection Board.</p>	<p>None</p>	<p>5 Days</p>	<p><i>Secretariat</i></p> <p><i>Administrative Officer II</i></p> <p>Human Resource Management Section/Administrative Division/2<sup>nd</sup> Flr. Metrology Building</p>



	3.5 Makes the final selection of the best fit candidate for hire. Encircles the name of the preferred candidate and affixes signature in the Selection and Placement List.	None	7 Days	<i>Director IV</i>  Office of the Director/Industrial Technology Development Institute/Ground Flr., Metrology Building
4. Check the ITDI website/ITDI Bulletin Board the Announcement of Appointment.	4.1 Prepares Announcement of Appointment that will be posted to 3 conspicuous places.	None	2 Hours	<i>Administrative Officer II</i>  Human Resource Management Section/Administrative Division/2 <sup>nd</sup> Flr. Metrology Building
	4.2 Approves the Announcement of Appointment.	None	4 Hours	<i>Director IV</i>  Office of the Director/Industrial Technology Development Institute/Ground Flr., Metrology Building
5. Receive the memo for Submission of Documentary Requirements for	5.1 Prepares a memo for Submission of Documentary Requirements for	None	2 Hours	<i>Administrative Officer II</i>  Human Resource Management Section/Administrative





<p>Appointment in the HRMS-ADM office.</p>	<p>Appointment and release to the qualified candidate.</p> <p>5.2 Approves the memo for Submission of Documentary Requirements for Appointment.</p> <p>5.3 Release the memo for Submission of Documentary Requirements for Appointment to qualified candidate.</p>	<p>None</p> <p>None</p>	<p>2 Hours</p> <p>2 Hours</p>	<p>Division/2<sup>nd</sup> Flr. Metrology Building</p> <p><i>Administrative Officer V</i></p> <p>Human Resource Management Section/Administrative Division/2<sup>nd</sup> Flr. Metrology Building</p> <p><i>Administrative Officer II</i></p> <p>Human Resource Management Section/Administrative Division/2<sup>nd</sup> Flr. Metrology Building</p>
<p>6. Submit two (2) original copies Personal Data Sheet, two (2) copies ID Picture</p> <p><i>(Taken within the last 6 months 3.5 cm. X 4.5 cm (passport size) With full and</i></p>	<p>6.1 Check the documents submitted.</p>	<p>None</p>	<p>1 Hour</p>	<p><i>Administrative Officer II</i></p> <p>Human Resource Management Section/Administrative Division/2<sup>nd</sup> Flr. Metrology Building</p>



<p><i>handwritten name tag and signature over the printed name),</i></p> <p>Transcript of Records</p> <p>(Original and photocopy), Diploma (Original and photocopy), Authenticated copy of Civil Service Eligibility/Board Result, Certificate/s of Training, Original NBI Clearance, CSC Form - Medical Certificate, Original Birth Certificate, and Original Marriage Contract, if married</p>				
<p>7. Sign Position Description Form.</p>	<p>7.1 Prepare Appointments, Position Description Form (PDF), and other CSC forms relative to the appointment.</p>	<p>None</p>	<p>1 Day</p>	<p><i>Administrative Officer II</i>  Human Resource Management Section/Administrative Division/2<sup>nd</sup> Flr. Metrology Building</p>



	7.2 Make final review and approves hiring by signing the appointment papers.	None	1 Day  1 Day  1 Day	<p><i>Administrative Officer V</i> Human Resource Management Section/Administrative Division/2<sup>nd</sup> Flr. Metrology Building,</p> <p>HRMPSB Chairperson/Industrial Technology Development Institute and</p> <p><i>Director IV</i> Office of the Director/ Industrial Technology Development Institute/Ground Flr. Metrology Building</p>
8. Oath-taking.	8.1 Prepare CSC Form no. 32 Oath of Office and schedule Oath-taking.	None	2 Hours	Administrative Officer II/Human Resource Management Section/Administrative Division/2 <sup>nd</sup> Flr. Metrology Building



	8.2 Conduct oath-taking and approves Oath of Office.	None	1 Hour	<p><i>Director IV</i></p> <p>Office of the Director/ Industrial Technology Development Institute/Ground Flr. Metrology Building</p>
	8.3 Prepares Certificate of Assumption.	None	2 Hours	<p><i>Administrative Officer II</i></p> <p>Human Resource Management Section/Administrative Division/2<sup>nd</sup> Flr. Metrology Building</p>
	8.4 Approves Certificate of Assumption.	None	4 Hours	<p><i>Division Chief</i> Concerned/Industrial Technology Development Institute</p> <p>and</p> <p><i>Administrative Officer V</i></p> <p>Human Resource Management Section/Administrative</p>



				Division/2 <sup>nd</sup> Flr. Metrology Building
9. Sign and receive the appointment papers.	9.1 Release the appointment papers to Appointee.	None	30 Minutes	<i>Administrative Officer II</i>  Human Resource Management Section/Administrative Division/2 <sup>nd</sup> Flr. Metrology Building
10. Attend the Orientation.	10.1 Orient new employee.	None	4 Hours	<i>Human Resource Management Staff assigned</i>  Human Resource Management Section/Administrative Division/2 <sup>nd</sup> Flr. Metrology Building
	11.1 Prepare RAI/ATAF and submit to CSC-DOST Field Office.	None	3 Days	<i>Administrative Officer II</i>  Human Resource Management Section/Administrative Division/2 <sup>nd</sup> Flr. Metrology Building
<b>TOTAL:</b>		<b>None</b>	<b>154 Days, 3 Hours &amp; 40 Minutes</b>	



## 10. Request of Service Record

Service record is given to active employees as a proof of the details of their services rendered to the agency.

<b>Office or Division:</b>	Administrative Division – Human Resource Management Section			
<b>Classification:</b>	Simple			
<b>Type of Transaction:</b>	G2G - Government to Government			
<b>Who may avail:</b>	Active Employee			
<b>CHECKLIST OF REQUIREMENTS</b>		<b>WHERE TO SECURE</b>		
1) One (1) original Request Form		ITDI/Administrative Division/Human Resource Management Section/2 <sup>nd</sup> Floor, Metrology Building		
<b>CLIENT STEPS</b>	<b>AGENCY ACTION</b>	<b>FEES TO BE PAID</b>	<b>PROCESSING TIME</b>	<b>PERSON RESPONSIBLE</b>
1. Fill out the request form.	1.1 Receive the request form.	None	2 Minutes	<i>Clerk III</i>  Human Resource Management Section/Administrative Division/2 <sup>nd</sup> Floor, Metrology Building



2. Receive the signed Service Record.	1.2 Prepare the service record and indicate the purpose. Update if necessary.	None	1 Hour	<i>Administrative Officer IV</i>  Human Resource Management Section/Administrative Division/2 <sup>nd</sup> Floor, Metrology Building
	1.3 Check and sign by the Human Resource Management Officer	None	10 Minutes	<i>Administrative Officer V</i>  Human Resource Management Section/Administrative Division/2 <sup>nd</sup> Floor, Metrology Building
	1.4 Release to employee.		2 Minutes	Employee concerned
<b>TOTAL:</b>		<b>None</b>	<b>One (1) Hour &amp; fourteen (14) Minutes</b>	



## Property & Procurement Management Section

### External Services

#### 1. Request for Extension of Delivery / Change of Specification and/or Cancellation of Order

The request for extension of delivery, change of specification and cancellation of Purchase / Work Order is granted to the External Provider / Supplier based on careful evaluation and meritorious grounds with or without liquidated damages.

<b>Office or Division:</b>	<b>ADM-Property &amp; Procurement Management Section</b>			
<b>Classification:</b>	<b>Simple</b>			
<b>Type of Transaction:</b>	<b>G2B – Government to Business Entity</b>			
<b>Who may avail:</b>	<b>All ITDI Eligible External Providers (Supplier)</b>			
<b>CHECKLIST OF REQUIREMENTS</b>		<b>WHERE TO SECURE</b>		
1) Duly signed Letter of Request (1 Original)  Note: If request is change of Model/Brand, include comparison of model under Purchase Order versus new proposed Model/Brand as to the Cost and Specifications / Features,  (1 original)		External Provider / Supplier availing the request  External Provider / Supplier availing the request		
<b>CLIENT STEPS</b>	<b>AGENCY ACTION</b>	<b>FEES TO BE PAID</b>	<b>PROCESSING TIME</b>	<b>PERSON RESPONSIBLE</b>
1. Submit letter of request	1.1 Receive and check details & requirements for	None	12 Minutes	<i>Administrative Aide IV</i>





	<p>completeness; assign control number; and input name of signatories</p> <p>1.2 Review and record control number and its significant details for monitoring.</p> <p>1.3 Evaluate the request and sign to conforme.</p> <p>Note: If letter is a response from inspector's findings.</p> <p>1.4 Further evaluation, validation and testing.</p> <p>1.5 Sign to endorse the request.</p> <p>1.6 Approve the request.</p>	<p>None</p> <p>None</p> <p>None</p> <p>None</p> <p>None</p>	<p>5 Minutes</p> <p>4 Hours</p> <p>2 Days</p> <p>5 Minutes</p> <p>5 Minutes</p>	<p>Property &amp; Procurement Section – Administrative Division, 2F Metrology Building</p> <p><i>Administrative Officer V</i> Property &amp; Procurement Section – Administrative Division, 2F Metrology Building</p> <p><i>End-user</i> Office of the End-user</p> <p><i>Inspection Committee Member</i> Office of the End-user</p> <p><i>Division Chief</i> Office of the Division Chief</p> <p><i>Director</i> Office of the Director, GF Metrology Building</p>
2. Receive approved letter of request.	2.1 Fax, email or call the supplier to inform that request has been approved.	None	3 Minutes	<i>Administrative Aide IV</i> Property & Procurement Section – Administrative Division, 2F Metrology Building
<b>TOTAL:</b>		<b>None</b>	<b>2 Days, 4 Hours and 30 Minutes</b>	



## Internal Services

### 1. Procurement of Goods and Services

The procurement of goods and services is governed by the provisions under the Republic Act (RA) 9184 and its Implementing Rules and Regulations. Requisitioned item / service shall be in accordance with the approved budget and Annual Procurement Plan (APP).

#### A. Agency to Agency

Agency to Agency procurement may be resulted to procurement from another agency of the government that has determined to be more efficient and economical for the government without the need of public bidding.

<b>Office or Division:</b>	Bids and Awards Committee (BAC); Budget and Accounting Sections; Office of the Director / Deputy Director (ATS/R&D); and Property & Procurement Management Section (PPMS)	
<b>Classification:</b>	Complex	
<b>Type of Transaction:</b>	G2G – Government to Government	
<b>Who may avail:</b>	ITDI Officials and Employees (End-user)	
	<b>CHECKLIST OF REQUIREMENTS</b>	<b>WHERE TO SECURE</b>
	A. Agency to Agency 1) Duly approved Purchased Request (1 Original 1 Duplicate)  2) Justification	Official / employees / end-user availing the request  Official / employees / end-user availing the request



3) Quotation from the external provider / supplier		External provider / Supplier / Bidder		
4) Certificate from the relevant officer of the Servicing Agency that complies with the conditions of Agency-To-Agency mode of procurement.		External provider / Supplier / Bidder		
CLIENT STEPS	AGENCY ACTION	FEES TO BE PAID	PROCESSING TIME	PERSON RESPONSIBLE
1. Submit the duly approved Purchase Request with justification and quotation.	1.1 Receive, record and control Purchase Request.	None	2 Minutes	<i>Administrative Officer IV</i> (Regular Fund) FMD-Budget Section 2 <sup>nd</sup> Flr. Metrology Building
	1.2 Evaluate / verify.	None	20 Minutes	<i>Project Accountant</i> (Trust Fund) FMD-Accounting Section 2 <sup>nd</sup> Flr. Metrology Building
	1.3 Assess / allot budget.	None	7 Minutes	
	1.4 Forward Purchase Request to Bids and Awards Committee.	None	3 Minutes	<i>Administrative Aide II</i> (Regular Fund) FMD-Office of the Chief 2 <sup>nd</sup> Flr. Metrology Building  <i>Project Accountant</i> (Trust Fund) FMD-Accounting Section 2 <sup>nd</sup> Flr. Metrology Building
2. No Activity.	2.1 Receive approved and funded Purchase Request with supporting documents.	None	5 Minutes	<i>BAC Secretariat</i> Administrative Division 2 <sup>nd</sup> Flr. Metrology Building
	2.2 Record in the logbook.	None	5 Minutes	
	2.3 Prepare resolution.	None	10 Minutes	



3. No activity.	3.1 Review and sign resolution.	None	1 Day	<i>BAC Committee Members</i>
4. No activity.	4.1 Approve resolution.	None	30 Minutes	<i>Director Officer of the Director 1<sup>st</sup> Floor Metrology Building</i>
5. No activity.	5.1 Prepare Notice of Award.	None	10 Minutes	<i>BAC Secretariat Administrative Division 2<sup>nd</sup> Flr. Metrology Building</i>
6. No Activity.	6.1 Approve Notice of Award.	None	30 Minutes	<i>Director Officer of the Director 1<sup>st</sup> Floor Metrology Building</i>
7. No activity.	7.1 Issue Notice of Award.	None	1 Day	<i>BAC Secretariat Administrative Division 2<sup>nd</sup> Flr. Metrology Building</i>
	7.2 Input awarded items to database.	None	10 Minutes	
	7.3 Release duly approved Resolution with attachments to Property and Procurement Management Section (PPMS).	None	10 Minutes	
8. No activity.	8.1 Receive Resolution and its attachment.	None	3 Minutes	<i>Administrative Assistant II ADM-Property &amp; Procurement Management Section 2<sup>nd</sup> Flr. Metrology Building</i>
	8.2 Prepare Purchase / Work Order (PO/WO) and Obligation Request Status (General Fund) or Budget Utilization Request (BURS).	None	20 Minutes	



	8.3 Review and check completeness of details and attachments.	None	25 Minutes	<i>Administrative Officer V</i> ADM-Property & Procurement Management Section 2 <sup>nd</sup> Flr. Metrology Building
	8.4 Record in the Database and logbook.	None	6 Minutes	<i>Administrative Officer V / Administrative Assistant II</i> ADM-Property & Procurement Management Section 2 <sup>nd</sup> Flr. Metrology Building
	8.5 Release the prepared PO/WO to end-user.	None	2 Minutes	<i>Administrative Assistant II</i> ADM-Property & Procurement Management Section 2 <sup>nd</sup> Flr. Metrology Building
9. Review and sign the Purchase / Work Order.	9.1 No activity.	None	15 Minutes	<i>End-user</i>
10. Forward to Division Chief / Project Leader for clearance.	10.1 No activity.	None	1 Minute	<i>End-user</i>
	10.2 Receive and put initials under approving authority.	None	30 Minutes	<i>Division Chief</i> Office of the Chief
	10.3 Release PO/WO and its attachments to FMD-Accounting Section.	None	10 Minutes	<i>Science Aide</i> Office of the End-user



11. No activity.	11.1 Receive, record and assign control number of POWO.	None	2 Minutes	<i>Administrative Aide II</i> FMD-Office of the Chief 2 <sup>nd</sup> Flr. Metrology Building
	11.2 Prepare and assign control number of Obligation Request Status (General Fund) or Budget Utilization Request (BUR).	None	5 Minutes	<i>Administrative Officer IV</i> FMD-Budget Section 2 <sup>nd</sup> Flr. Metrology Building
	11.3 Approve / certify allotment and obligation.	None	5 Minutes	<i>Administrative Officer V</i> FMD-Budget Section 2 <sup>nd</sup> Flr. Metrology Building
	11.4 Check, review and pre-audit the documents and control and monitor cash availability.	None	15 Minutes	<i>Project Accountant or Administrative Assistant II</i> (Regular Fund) FMD-Accounting Section 2 <sup>nd</sup> Flr. Metrology Building
				<i>Project Accountant</i> (Trust Fund) FMD-Accounting Section 2 <sup>nd</sup> Flr. Metrology Building
	11.5 Final review of supporting documents and certify availability of funds.	None	15 Minutes	<i>Administrative Officer IV or Accountant II or Accountant IV</i> (Regular Fund) FMD-Accounting Section 2 <sup>nd</sup> Flr. Metrology Building
11.6 Release POWO to Office of the Director / Office of the Deputy Director.	None	10 Minutes	<i>Administrative Aide II</i> FMD-Office of the Chief 2 <sup>nd</sup> Flr. Metrology Building	



12. No activity.	12.1 Receive POWO and its attachments.	None	2 Minutes	<i>Administrative Aide</i> Office of the Director / Office of the Deputy Director (ATS/R&D) Ground Flr. Metrology Building
	12.2 Approve POWO.	None	30 Minutes	<i>Director</i> (for items above Php300K) Office of the Director  <i>Deputy Director for ATS / R&amp;D</i> (for items below Php300K) Office of the Deputy Director 1 <sup>st</sup> Floor Metrology Building
	12.3 Release approved POWO to the PPMS.	None	3 Minutes	<i>Administrative Aide</i> Office of the Director / Office of the Deputy Director (ATS/R&D) 1 <sup>st</sup> Flr. Metrology Building
13. Receive approved POWO and wait for delivery of the requisitioned item as per schedule stated in the POWO.	13.1 Receive approved POWO.	None	5 Minutes	<i>Administrative Assistant II</i> ADM-Property & Procurement Management Section 2 <sup>nd</sup> Flr. Metrology Building
	13.2 Notify external provider and end-user of the approved POWO via fax, email or telephone call.	None	5 Minutes	



<p><b>Note: Delivery of item may vary from Seven (7) Days to maximum of One Hundred Twenty (120) Days as stated in the quotation and Purchase / Work Order.</b></p>				
14. Receive delivery from the external provider, (if heavy / bulk item)	14.1 Receive delivery and prepare Inspection and Acceptance Report (IAR), Property Acknowledgment Receipt (PAR) or Inventory Custodian Slip (ICS).	None	15 Minutes	<i>Administrative Aide IV Property &amp; Procurement Management Section 2<sup>nd</sup> Flr. Metrology Building</i>
15. Agree the schedule of inspection.	15.1 Coordinate with end-user and Inspection and Committee member on the schedule of inspection.	None	5 Minutes	<i>Administrative Aide IV Property &amp; Procurement Management Section 2<sup>nd</sup> Flr. Metrology Building</i>
16. Attend / assist the inspection.	16.1 Conduct inspection of item as to specification stipulated in the PO/WO.	None	2 Days	<i>Inspection Committee Member / Administrative Aide IV or Administrative Officer V of PPMS / End-user Office of the End-user</i>
17. Receive and utilize requisitioned item.	17.1 No activity.	-	-	<i>End-user Office of the End-user</i>
<b>TOTAL:</b>		<b>None</b>	<b>4 Days, 6 Hours and 6 Minutes plus delivery Days as stated in PO/WO</b>	





## B. Direct Contracting

Direct Contracting or single source procurement may be resulted to when the procurement involves goods of proprietary nature, which can be obtained only from the proprietary source, that is, when patents, trade secrets, and copy rights prohibit others from manufacturing the same item.

<b>Office or Division:</b>	Bids and Awards Committee (BAC); Budget and Accounting Sections; Office of the Director / Deputy Director (ATS/R&D); and Property & Procurement Management Section (PPMS)	
<b>Classification:</b>	Complex	
<b>Type of Transaction:</b>	G2G – Government to Government	
<b>Who may avail:</b>	ITDI Officials and Employees (End-user)	
	<b>CHECKLIST OF REQUIREMENTS</b>	<b>WHERE TO SECURE</b>
	1) Duly approved Purchased Request (1 Original 1 Duplicate)	Official / employees / end-user availing the request
	2) Justification	Official / employees / end-user availing the request
	3) Quotation from the external provider / supplier	External provider / Supplier / Bidder
	4) Certificate of Exclusive Distributorship and Red Ribbon or Memorandum of Agreement whichever is applicable	External provider / Supplier / Bidder



CLIENT STEPS	AGENCY ACTION	FEES TO BE PAID	PROCESSING TIME	PERSON RESPONSIBLE
1. Submit the duly approved Purchase Request with justification, quotation and Certificate of Exclusive Distributorship or Memorandum of Agreement (whichever is applicable).	1.1 Receive, record and control Purchase Request.	None	2 Minutes	<i>Administrative Officer IV</i> (Regular Fund) FMD-Budget Section 2 <sup>nd</sup> Flr. Metrology Building
	1.2 Evaluate / verify.	None	20 Minutes	<i>Project Accountant</i> (Trust Fund) FMD-Accounting Section 2 <sup>nd</sup> Flr. Metrology Building
	1.3 Assess / allot budget.	None	7 Minutes	
	1.4 Forward Purchase Request to Bids and Awards Committee.	None	3 Minutes	<i>Administrative Aide II</i> (Regular Fund) FMD-Office of the Chief 2 <sup>nd</sup> Flr. Metrology Building  <i>Project Accountant</i> (Trust Fund) FMD-Accounting Section 2 <sup>nd</sup> Flr. Metrology Building
2. No Activity.	2.1 Receive approved and funded Purchase Request with supporting documents.	None	5 Minutes	<i>BAC Secretariat</i> Administrative Division 2 <sup>nd</sup> Flr. Metrology Building
	2.2 Record the documents in the logbook.	None	5 Minutes	
	2.3 Prepare resolution recommending for award	None	10 Minutes	



3. No activity.	3.1 Review and sign resolution.	None	1 Day	<i>BAC Committee Members</i>
4. No activity.	4.1 Approve resolution.	None	1 Hour	<i>Director Officer of the Director 1<sup>st</sup> Floor Metrology Building</i>
5. No activity.	5.1 Prepare Notice of Award.	None	10 Minutes	<i>BAC Secretariat Administrative Division 2<sup>nd</sup> Flr. Metrology Building</i>
6. No Activity.	6.1 Approve Notice of Award.	None	1 Hour	<i>Director Officer of the Director 1<sup>st</sup> Floor Metrology Building</i>
7. No activity.	7.1 Issue Notice of Award.	None	1 Day	<i>BAC Secretariat Administrative Division 2<sup>nd</sup> Flr. Metrology Building</i>
	7.2 Input awarded items to database.	None	10 Minutes	
	7.3 Release duly approved Resolution with attachments to Property and Procurement Management Section (PPMS).	None	10 Minutes	
8. No activity.	8.1 Receive Resolution and its attachment.	None	3 Minutes	<i>Administrative Assistant II ADM-Property &amp; Procurement Management Section 2<sup>nd</sup> Flr. Metrology Building</i>
	8.2 Prepare Purchase / Work Order (PO/WO) and Obligation Request Status (General Fund) or Budget Utilization Request (BURS).	None	30 Minutes	



	8.3 Review and check completeness of details and its attachments.	None	1 Hour	<i>Administrative Officer V</i> ADM-Property & Procurement Management Section 2 <sup>nd</sup> Flr. Metrology Building
	8.4 Record in the Database and logbook.	None	15 Minutes	<i>Administrative Officer V / Administrative Assistant II</i> ADM-Property & Procurement Management Section 2 <sup>nd</sup> Flr. Metrology Building
	8.5 Release the prepared POWO to end-user.	None	2 Minutes	<i>Administrative Assistant II</i> ADM-Property & Procurement Management Section 2 <sup>nd</sup> Flr. Metrology Building
9. Review and sign the Purchase / Work Order.	9.1 No activity.	None	15 Minutes	<i>End-user</i>
10. Forward to Division Chief / Project Leader for clearance	10.1 No activity.	None	1 Minute	<i>End-user</i>
	10.2 Receive and put initials under approving authority.	None	30 Minutes	<i>Division Chief</i> Office of the Chief
	10.4 Release POWO and its attachments to FMD-Accounting Section.	None	10 Minutes	<i>Science Aide</i> Office of the End-user



11. No activity.	11.1 Receive, record and assign control number of POWO.	None	2 Minutes	<i>Administrative Aide II</i> FMD-Office of the Chief 2 <sup>nd</sup> Flr. Metrology Building
	11.2 Prepare and assign control number of Obligation Request Status (General Fund) or Budget Utilization Request (BUR).	None	5 Minutes	<i>Administrative Officer IV</i> FMD-Budget Section 2 <sup>nd</sup> Flr. Metrology Building
	11.3 Approve / certify allotment and obligation.	None	5 Minutes	<i>Administrative Officer V</i> FMD-Budget Section 2 <sup>nd</sup> Flr. Metrology Building
	11.4 Check, review and pre-audit the documents and control and monitor cash availability.	None	15 Minutes	<i>Project Accountant or</i> <i>Administrative Assistant II</i> (Regular Fund) FMD-Accounting Section 2 <sup>nd</sup> Flr. Metrology Building
	11.5 Final review of supporting documents and certify availability of funds.	None	15 Minutes	<i>Project Accountant</i> (Trust Fund) FMD-Accounting Section 2 <sup>nd</sup> Flr. Metrology Building
				<i>Administrative Officer IV or</i> <i>Accountant II or</i> <i>Accountant IV</i> (Regular Fund) FMD-Accounting Section 2 <sup>nd</sup> Flr. Metrology Building



	11.6 Release POWO to Office of the Director / Office of the Deputy Director.	None	10 Minutes	<i>Administrative Aide II</i> FMD-Office of the Chief 2 <sup>nd</sup> Flr. Metrology Building
12. No activity.	12.1 Receive POWO and its attachments.	None	2 Minutes	<i>Administrative Aide</i> Office of the Director / Office of the Deputy Director (ATS/R&D) Ground Flr. Metrology Building
	12.2 Approve POWO.	None	30 Minutes	<i>Director</i> <i>(for items above Php300K)</i> Office of the Director  <i>Deputy Director for ATS / R&amp;D</i> <i>(for items below Php300K)</i> Office of the Deputy Director 1 <sup>st</sup> Flr. Metrology Building
	12.3 Release approved POWO to the PPMS.	None	3 Minutes	<i>Administrative Aide</i> Office of the Director / Office of the Deputy Director (ATS/R&D) Ground Flr. Metrology Building
13. Receive approved POWO and wait for delivery of the requisitioned item as per schedule stated in the POWO.	13.1 Receive approved POWO.	None	5 Minutes	<i>Administrative Assistant II</i> ADM-Property & Procurement Management Section 2 <sup>nd</sup> Flr. Metrology Building



	13.2 Notify external provider and end-user of the approved PO/WO via fax, email or telephone call.	None	10 Minutes	
<b>Note: Delivery of item may vary from Seven (7) Days to maximum of One Hundred Twenty (120) Days as stated in the quotation and Purchase / Work Order.</b>				
14. Receive delivery from the external provider, (if heavy / bulk item)	14.1 Receive delivery and prepare Inspection and Acceptance Report (IAR), Property Acknowledgment Receipt (PAR) or Inventory Custodian Slip (ICS).  If item is above Php15,000.00, prepare Equipment Ledger Card.	None	15 Minutes	<i>Administrative Aide IV</i> Property & Procurement Management Section 2 <sup>nd</sup> Flr. Metrology Building
15. Agree the schedule of inspection.	15.1 Coordinate with end-user and Inspection and Committee member on the schedule of inspection.	None	5 Minutes	<i>Administrative Aide IV</i> Property & Procurement Management Section 2 <sup>nd</sup> Flr. Metrology Building
16. Attend / assist the inspection and sign the Property Acknowledgment Receipt or Inventory Custodian Slip.	16.1 Conduct inspection of item as to specification stipulated in the PO/WO.	None	2 Days	<i>Inspection Committee Member / Administrative Aide IV or Administrative Officer V of PPMS / End-user</i> Office of the End-user
17. Receive and utilize requisitioned item.	17.1 No activity.	-	-	<i>End-user</i> Office of the End-user



<b>TOTAL:</b>	<b>None</b>	<b>4 Days, 8 Hours and 10 Minutes plus delivery Days as stated in PO/WO</b>	
---------------	-------------	---	--





### C. Negotiated Procurement – Two Failed Bidding

The Procuring Entity may result to this mode of procurement where there has been failure of competitive bidding or Limited Source Bidding for the second time as provided for in Section 35 of RA 9184 and its IRR, when: a) No bids are received; b) All prospective bidders are declared ineligible; c) All bids fail to comply with all the bid requirements or fail post-qualification, or, in the case of Consulting Services, there is no successful negotiation; or d) The bidder with the LCRB, HRRB, SCRB or SRRB refuses, without justifiable cause, to accept the award of contract, and no award is made in accordance with Section 40 of the Act and the IRR of RA 9184.

<b>Office or Division:</b>	Bids and Awards Committee (BAC) ; Budget and Accounting Sections; Office of the Director / Deputy Director (ATS/R&D); and Property & Procurement Management Section (PPMS)			
<b>Classification:</b>	Complex			
<b>Type of Transaction:</b>	G2G – Government to Government			
<b>Who may avail:</b>	ITDI Officials and Employees (End-user)			
<b>CHECKLIST OF REQUIREMENTS</b>		<b>WHERE TO SECURE</b>		
1) Duly approved Purchased Request (1 Original 1 Duplicate)		Official / employees / end-user availing the request		
<b>CLIENT STEPS</b>	<b>AGENCY ACTION</b>	<b>FEES TO BE PAID</b>	<b>PROCESSING TIME</b>	<b>PERSON RESPONSIBLE</b>
1. Submit the duly approved Purchase Request.	1.1 Receive, record and control Purchase Request.  1.2 Evaluate / verify.	None  None	2 Minutes  20 Minutes	<i>Administrative Officer IV</i> (Regular Fund) FMD-Budget Section 2 <sup>nd</sup> Flr. Metrology Building



	1.3 Assess / allot budget.	None	7 Minutes	<i>Project Accountant</i> (Trust Fund) FMD-Accounting Section 2 <sup>nd</sup> Flr. Metrology Building
	1.4 Forward Purchase Request to Bids and Awards Committee.	None	3 Minutes	<i>Administrative Aide II</i> (Regular Fund) FMD-Office of the Chief 2 <sup>nd</sup> Flr. Metrology Building  <i>Project Accountant</i> (Trust Fund) FMD-Accounting Section 2 <sup>nd</sup> Flr. Metrology Building
2. No Activity.	Note: After conduct of the mandatory review of the terms, conditions, specifications, and cost estimates, the BAC, based on its findings, as assisted by its Secretariat, TWG and End-User unit may revise and agree on the technical, legal and financial eligibility requirements and technical specifications or terms of reference, and if necessary, adjust the ABC, subject to the required approvals.			
	2.1 Prepare resolution recommending to conduct	None	1 Hour	<i>BAC Secretariat</i> Administrative Division 2 <sup>nd</sup> Flr. Metrology Building



	Negotiated Procurement – Two Failed Biddings.			
3. No activity.	3.1 Review and sign resolution.	None	1 Day	<i>BAC Committee Members</i>
4. No activity.	4.1 Approve resolution.	None	1 Hour	<i>Director Officer of the Director 1<sup>st</sup> Floor Metrology Building</i>
5. No activity.	5.1 Revise the Annual Procurement Plan and Post in the ITDI website.	None	10 Minutes	<i>BAC Secretariat Administrative Division 2<sup>nd</sup> Flr. Metrology Building</i>
6. No Activity.	6.1 Invite at least three (3) prospective bidders who are technically, legally and financially capable, including those previously disqualified.	None	1 Day	<i>BAC Secretariat BAC Members BAC Technical Working Group End-user Observers External Providers / Suppliers Administrative Division 2<sup>nd</sup> Flr. Metrology Building</i>
7. Attend pre-bid conference.	7.1 Conduct pre-bid conference.	None	1 Day (paused clock)	<i>BAC Secretariat Administrative Division 2<sup>nd</sup> Flr. Metrology Building</i>
8. Attend opening of bids.	8.1 Conduct opening of bids.	None	1 Day	<i>BAC Secretariat Administrative Division 2<sup>nd</sup> Flr. Metrology Building</i>
9. Participate in evaluation of bids.	9.1 Evaluate bids.	None	2 Days	<i>BAC Technical Working Group Administrative Division 2<sup>nd</sup> Flr. Metrology Building</i>



10. No activity.	10.1 Prepare Notice of Lowest Calculated Bid to supplier.	None	1 Hour	<i>BAC Secretariat</i> Administrative Division 2 <sup>nd</sup> Flr. Metrology Building
11. No activity.	11.1 Approved Notice of Lowest Calculated Bid.	None	1 Hour	<i>Director</i> Officer of the Director 1 <sup>st</sup> Floor Metrology Building
12. No activity.	12.1 Issue Notice of Lowest Calculated Bid to Supplier.	None	3 Minutes	<i>BAC Secretariat</i> Administrative Division 2 <sup>nd</sup> Flr. Metrology Building
13. No activity.	13.1 Issue Notice of Post-Qualification.	None	10 Minutes	<i>BAC Secretariat</i> Administrative Division 2 <sup>nd</sup> Flr. Metrology Building
14. No activity.	14.1 Conduct post-qualification.	None	2 Days	<i>BAC Technical Working Group</i> <i>End-user</i> Office of the External Provider / Supplier
14. No activity.	14.1 Prepare resolutions recommending for award and resolution for winning bidder.	None	1 Day	<i>BAC Secretariat</i> Administrative Division 2 <sup>nd</sup> Flr. Metrology Building
15. No activity.	15.1 Review and sign resolution.	None	1 Day	<i>BAC Members</i> Administrative Division 2 <sup>nd</sup> Flr. Metrology Building
16. No activity.	16.1 Approved Resolution.	None	1 Hour	<i>Director</i> Officer of the Director 1 <sup>st</sup> Floor Metrology Building
17. No activity.	17.1 Prepare Notice of Award.	None	1 Hour	<i>BAC Secretariat</i> Administrative Division 2 <sup>nd</sup> Flr. Metrology Building
18. No activity.	18.1 Approved Notice of Award.	None	1 Hour	<i>Director</i> Officer of the Director 1 <sup>st</sup> Floor Metrology Building



19. No activity.	19.1 Release Notice of Award to external providers / supplier; post to PhilGEPs.	None	1 Day	<i>BAC Secretariat</i> Administrative Division 2 <sup>nd</sup> Flr. Metrology Building
20. No activity.	20.1 Release Resolution and all its supporting documents to the Property & Procurement Management Section.	None	10 Minutes	<i>BAC Secretariat</i> Administrative Division 2 <sup>nd</sup> Flr. Metrology Building
21. No activity.	21.1 Receive Resolution and its attachment.	None	3 Minutes	<i>Administrative Assistant II</i> ADM-Property & Procurement Management Section 2 <sup>nd</sup> Flr. Metrology Building
	21.2 Prepare Purchase / Work Order (PO/WO) and Obligation Request Status (General Fund) or Budget Utilization Request (BURS).	None	30 Minutes	
	21.3 Review and check completeness of details and its attachments.	None	1 Hour	<i>Administrative Officer V</i> ADM-Property & Procurement Management Section 2 <sup>nd</sup> Flr. Metrology Building
	21.4 Record in the Database and logbook.	None	15 Minutes	<i>Administrative Officer V / Administrative Assistant II</i> ADM-Property & Procurement Management Section 2 <sup>nd</sup> Flr. Metrology Building
	21.5 Release the prepared PO/WO to end-user.	None	2 Minutes	<i>Administrative Assistant II</i>



				ADM-Property & Procurement Management Section 2 <sup>nd</sup> Flr. Metrology Building <i>End-user</i>
22. Review and sign the Purchase / Work Order.	22.1 No activity.	None	15 Minutes	<i>End-user</i>
23. Forward to Division Chief / Project Leader for clearance.	23.1 No activity.	None	1 Minute	<i>End-user</i>
	23.2 Receive and put initials under approving authority.	None	30 Minutes	<i>Division Chief</i> Office of the Chief
	23.3 Release POWO and its attachments to FMD-Accounting Section.	None	10 Minutes	<i>Science Aide</i> Office of the End-user
24. No activity.	24.1 Receive, record and assign control number of POWO.	None	2 Minutes	<i>Administrative Aide II</i> FMD-Office of the Chief 2 <sup>nd</sup> Flr. Metrology Building
	24.2 Prepare and assign control number of Obligation Request Status (General Fund) or Budget Utilization Request (BUR).	None	5 Minutes	<i>Administrative Officer IV</i> FMD-Budget Section 2 <sup>nd</sup> Flr. Metrology Building
	24.3 Approve / certify allotment and obligation.	None	5 Minutes	<i>Administrative Officer V</i> FMD-Budget Section 2 <sup>nd</sup> Flr. Metrology Building
	24.4 Check, review and pre-audit the documents and	None	15 Minutes	<i>Project Accountant or</i> <i>Administrative Assistant II</i> (Regular Fund)



	control and monitor cash availability.			FMD-Accounting Section 2 <sup>nd</sup> Flr. Metrology Building
	24.5 Final review of supporting documents and certify availability of funds.	None	15 Minutes	<i>Project Accountant</i> (Trust Fund) FMD-Accounting Section 2 <sup>nd</sup> Flr. Metrology Building  <i>Administrative Officer IV or Accountant II or Accountant IV</i> (Regular Fund) FMD-Accounting Section 2 <sup>nd</sup> Flr. Metrology Building
	24.6 Release POWO to Office of the Director / Office of the Deputy Director.	None	10 Minutes	<i>Administrative Aide II</i> FMD-Office of the Chief 2 <sup>nd</sup> Flr. Metrology Building
25. No activity.	25.1 Receive POWO and its attachments.	None	2 Minutes	<i>Administrative Aide</i> Office of the Director / Office of the Deputy Director (ATS/R&D) 1 <sup>st</sup> Flr. Metrology Building
	25.2 Approve POWO.	None	30 Minutes	<i>Director</i> (for items above Php300K) Office of the Director  <i>Deputy Director for ATS / R&amp;D</i> (for items below Php300K) Office of the Deputy Director 1 <sup>st</sup> Flr. Metrology Building



	25.3 Release approved PO/WO to the PPMS.	None	3 Minutes	<i>Administrative Aide</i> Office of the Director / Office of the Deputy Director (ATS/R&D) Ground Flr. Metrology Building
26. Receive approved PO/WO and wait for delivery of the requisitioned item as per schedule stated in the PO/WO.	26.1 Receive approved PO/WO.	None	5 Minutes	<i>Administrative Assistant II</i> ADM-Property & Procurement Management Section 2 <sup>nd</sup> Flr. Metrology Building
	26.2 Notify external provider and end-user of the approved PO/WO via fax, email or telephone call.	None	10 Minutes	
<b>Note: Delivery of item may vary from Seven (7) Days to maximum of One Hundred Twenty (120) Days as stated in the quotation and Purchase / Work Order.</b>				
27. Receive delivery from the external provider, (if heavy / bulk item)	27.1 Receive delivery and prepare Inspection and Acceptance Report (IAR), Property Acknowledgment Receipt (PAR) or Inventory Custodian Slip (ICS).	None	15 Minutes	<i>Administrative Aide IV</i> Property & Procurement Management Section 2 <sup>nd</sup> Flr. Metrology Building
27. Agree the schedule of inspection.	27.1 Coordinate with end-user and Inspection and Committee member on the schedule of inspection.	None	5 Minutes	<i>Administrative Aide IV</i> Property & Procurement Management Section 2 <sup>nd</sup> Flr. Metrology Building





28. Attend / assist the inspection.	28.1 Conduct inspection of item as to specification stipulated in the PO/WO.	None	2 Days	<i>Inspection Committee Member / Administrative Aide IV or Administrative Officer V of PPMS / End-user</i> Office of the End-user
29. Receive and utilize requisitioned item.	29.1 No activity.	-	-	<i>End-user</i> Office of the End-user
<b>TOTAL:</b>		<b>None</b>	<b>13 Days, 12 Hours and 43 Minutes plus delivery Days as stated in PO/WO</b>	



## D. Bidding Process through Negotiated Procurement - Scientific, Scholarly, or Artistic Work, Exclusive Technology and Media Service

Goods, Infrastructure Projects and Consulting Services can be contracted to a particular supplier, contractor, or consultant as determined by the HOPE. The requirement is for: a) Work of art; commissioned work or services of an artist for specific artistic skills (e.g., singer, performer, poet, writer, painter, sculptor, etc.); b) Scientific, academic, scholarly work or research, or legal services; c) Highly-specialized life-saving medical equipment, as certified by the Department of Health; d) Scientific, technical, economic, business, trade or legal journal, magazine, paper, subscription, or other exclusive statistical publications and references; or e) Media documentation, advertisement, or announcement through television, radio, newspaper, internet, and other communication media, due to the nature of the information to be disseminated.

<b>Office or Division:</b>	Bids and Awards Committee (BAC); Budget and Accounting Sections; Office of the Director / Deputy Director (ATS/R&D); and Property & Procurement Management Section (PPMS)			
<b>Classification:</b>	Complex			
<b>Type of Transaction:</b>	G2G – Government to Government			
<b>Who may avail:</b>	ITDI Officials and Employees (End-user)			
<b>CHECKLIST OF REQUIREMENTS</b>		<b>WHERE TO SECURE</b>		
1) Terms of Reference 2) Justification Letter 3) Market Study		Official / employees / end-user availing the request Official / employees / end-user availing the request Official / employees / end-user availing the request		
<b>CLIENT STEPS</b>	<b>AGENCY ACTION</b>	<b>FEES TO BE PAID</b>	<b>PROCESSING TIME</b>	<b>PERSON RESPONSIBLE</b>
1. Submit the duly approved Purchase Request.	1.1 Receive, record and control Purchase Request.	None	2 Minutes	<i>Administrative Officer IV (Regular Fund) FMD-Budget Section</i>



	1.2 Evaluate / verify.	None	20 Minutes	2 <sup>nd</sup> Flr. Metrology Building
	1.3 Assess / allot budget.	None	7 Minutes	<i>Project Accountant</i> (Trust Fund) FMD-Accounting Section 2 <sup>nd</sup> Flr. Metrology Building
	1.4 Forward Purchase Request to Bids and Awards Committee.	None	3 Minutes	<i>Administrative Aide II</i> (Regular Fund) FMD-Office of the Chief 2 <sup>nd</sup> Flr. Metrology Building  <i>Project Accountant</i> (Trust Fund) FMD-Accounting Section 2 <sup>nd</sup> Flr. Metrology Building
2. No Activity.	2.1 Receive approved and funded Purchase Request.	None	5 Minutes	<i>BAC Secretariat</i> Administrative Division 2 <sup>nd</sup> Flr. Metrology Building
	2.2 Prepare resolution recommending for the conduct of Scientific, Scholarly, or Artistic Work, Exclusive Technology and Media Service.	None	1 Hour	
3. No activity.	3.1 Review and sign resolution.	None	1 Day	<i>BAC Committee Members</i>
4. No activity.	4.1 Approve resolution.	None	1 Hour	<i>Director</i> Office of the Director Ground Flr. Metrology Building
5. No activity.	5.1 Prepare the Annual Procurement Plan and Post in the ITDI website.	None	1 Day	<i>BAC Secretariat</i> Administrative Division 2 <sup>nd</sup> Flr. Metrology Building



6. No activity.	6.1 Invite prospective supplier/bidder.	None	1 Day	<i>BAC Secretariat</i> Administrative Division 2 <sup>nd</sup> Flr. Metrology Building
7. Participate in negotiation.	7.1 Negotiate with a technically, legally and financially capable supplier, contractor or consultant based on the Technical Specifications, Scope of Work or Terms of Reference prepared by the End-User.	None	1 Day	<i>BAC Secretariat</i> <i>BAC Members</i> <i>BAC Technical Working Group</i> <i>End-user</i> <i>External Provider / Supplier</i> Administrative Division 2 <sup>nd</sup> Flr. Metrology Building
8. No activity.	8.1 Prepare resolution recommending the award of contract.	None	1 Hour	<i>BAC Secretariat</i> Administrative Division 2 <sup>nd</sup> Flr. Metrology Building
9. No activity.	9.1 Approve resolution.	None	1 Hour	<i>Director</i> Officer of the Director 1 <sup>st</sup> Floor Metrology Building
10. No Activity.	10.1 Prepare Notice of Award.	None	1 Hour	<i>BAC Secretariat</i> Administrative Division 2 <sup>nd</sup> Flr. Metrology Building
11. No Activity.	11.1 Approve Notice of Award.	None	1 Hour	<i>Director</i> Officer of the Director 1 <sup>st</sup> Floor Metrology Building
12. No activity.	12.1 Issue Notice of Award.	None	1 Day	<i>BAC Secretariat</i> Administrative Division 2 <sup>nd</sup> Flr. Metrology Building
	12.2 Release duly approved Resolution with attachments to Property and Procurement Management Section (PPMS).	None	10 Minutes	



13. No activity.	13.1 Receive Resolution and its attachment.	None	3 Minutes	<i>Administrative Assistant II</i> ADM-Property & Procurement Management Section 2 <sup>nd</sup> Flr. Metrology Building
	13.2 Prepare Purchase / Work Order (PO/WO) and Obligation Request Status (General Fund) or Budget Utilization Request (BURS).	None	30 Minutes	
	13.3 Review and check completeness of details and its attachments.	None	1 Hour	<i>Administrative Officer V</i> ADM-Property & Procurement Management Section 2 <sup>nd</sup> Flr. Metrology Building
	13.4 Record in the Database and logbook.	None	15 Minutes	<i>Administrative Officer V / Administrative Assistant II</i> ADM-Property & Procurement Management Section 2 <sup>nd</sup> Flr. Metrology Building
	13.5 Release the prepared PO/WO to end-user.	None	2 Minutes	<i>Administrative Assistant II</i> ADM-Property & Procurement Management Section 2 <sup>nd</sup> Flr. Metrology Building
14. Review and sign the Purchase / Work Order.	14.1 No activity.	None	15 Minutes	<i>End-user</i>



15. Forward to Division Chief / Project Leader for clearance.	15.1 No activity.	None	1 Minute	<i>End-user</i>
	15.2 Receive and put initials under approving authority.	None	30 Minutes	<i>Division Chief Office of the Chief</i>
	15.3 Release POWO and its attachments to FMD-Accounting Section.	None	10 Minutes	<i>Science Aide Office of the End-user</i>
16. No activity.	16.1 Receive, record and assign control number of POWO.	None	2 Minutes	<i>Administrative Aide II FMD-Office of the Chief 2<sup>nd</sup> Flr. Metrology Building</i>
	16.2 Prepare and assign control number of Obligation Request Status (General Fund) or Budget Utilization Request (BUR).	None	5 Minutes	<i>Administrative Officer IV FMD-Budget Section 2<sup>nd</sup> Flr. Metrology Building</i>
	16.3 Approve / certify allotment and obligation.	None	5 Minutes	<i>Administrative Officer V FMD-Budget Section 2<sup>nd</sup> Flr. Metrology Building</i>
	16.4 Check, review and pre-audit the documents and control and monitor cash availability.	None	15 Minutes	<i>Project Accountant or Administrative Assistant II (Regular Fund) FMD-Accounting Section 2<sup>nd</sup> Flr. Metrology Building</i>  <i>Project Accountant (Trust Fund) FMD-Accounting Section 2<sup>nd</sup> Flr. Metrology Building</i>



	16.5 Final review of supporting documents and certify availability of funds.	None	15 Minutes	<i>Administrative Officer IV or Accountant II or Accountant IV (Regular Fund)</i> FMD-Accounting Section 2 <sup>nd</sup> Flr. Metrology Building
	16.6 Release POWO to Office of the Director / Office of the Deputy Director.	None	10 Minutes	<i>Administrative Aide II</i> FMD-Office of the Chief 2 <sup>nd</sup> Flr. Metrology Building
17. No activity.	17.1 Receive POWO and its attachments.	None	2 Minutes	<i>Administrative Aide</i> Office of the Director / Office of the Deputy Director (ATS/R&D) Ground Flr. Metrology Building
	17.2 Approve POWO.	None	30 Minutes	<i>Director</i> <i>(for items above Php300K)</i> Office of the Director  <i>Deputy Director for ATS / R&amp;D</i> <i>(for items below Php300K)</i> Office of the Deputy Director 1 <sup>st</sup> Flr. Metrology Building
	17.3 Release approved POWO to the PPMS.	None	3 Minutes	<i>Administrative Aide</i> Office of the Director / Office of the Deputy Director (ATS/R&D) 1 <sup>st</sup> Flr. Metrology Building



18. Receive approved PO/WO and wait for delivery of the requisitioned item as per schedule stated in the PO/WO.	18.1 Receive approved PO/WO.	None	5 Minutes	<i>Administrative Assistant II</i> ADM-Property & Procurement Management Section 2 <sup>nd</sup> Flr. Metrology Building
	18.2 Notify external provider and end-user of the approved PO/WO via fax, email or telephone call.	None	10 Minutes	
<b>Note: Delivery of item may vary from Seven (7) Days to maximum of One Hundred Twenty (120) Days as stated in the quotation and Purchase / Work Order.</b>				
19. Receive delivery from the external provider, (if heavy / bulk item)	19.1 Receive delivery and prepare Inspection and Acceptance Report (IAR), Property Acknowledgment Receipt (PAR) or Inventory Custodian Slip (ICS).	None	15 Minutes	<i>Administrative Aide IV</i> Property & Procurement Management Section 2 <sup>nd</sup> Flr. Metrology Building
20. Agree the schedule of inspection.	20.1 Coordinate with end-user and Inspection and Committee member on the schedule of inspection.	None	5 Minutes	<i>Administrative Aide IV</i> Property & Procurement Management Section 2 <sup>nd</sup> Flr. Metrology Building
21. Attend / assist the inspection.	21.1 Conduct inspection of item as to specification stipulated in the PO/WO.	None	2 Days	<i>Inspection Committee Member / Administrative Aide IV or Administrative Officer V of PPMS / End-user</i> Office of the End-user
22. Receive and utilize requisitioned item.	22.1 No activity.	-	-	<i>End-user</i> Office of the End-user





<b>TOTAL:</b>	<b>None</b>	<b>8 Days, 3 Hours and 35 Minutes plus delivery Days as stated in POWO</b>	
---------------	-------------	--	--



## E. Public Bidding

Procurement of goods, services and infrastructure project with an Approved Budget of the Contract (ABC) of above One Million pesos (Php 1,000,000.00).

<b>Office or Division:</b>	Bids and Awards Committee (BAC); Budget and Accounting Sections; Office of the Director / Deputy Director (ATS/R&D); and Property & Procurement Management Section (PPMS)			
<b>Classification:</b>	Highly Technical			
<b>Type of Transaction:</b>	G2G – Government to Government			
<b>Who may avail:</b>	ITDI Officials and Employees (End-user)			
<b>CHECKLIST OF REQUIREMENTS</b>		<b>WHERE TO SECURE</b>		
1) Duly approved Purchased Request (1 Original 1 Duplicate) 2) Terms of Reference (Infra) 3) Bill of Quantities (Infra)		Official / employees / end-user availing the request Official / employees / end-user availing the request Official / employees / end-user availing the request		
<b>CLIENT STEPS</b>	<b>AGENCY ACTION</b>	<b>FEES TO BE PAID</b>	<b>PROCESSING TIME</b>	<b>PERSON RESPONSIBLE</b>
1. Submit the duly approved Purchase Request.	1.1 Receive, record and control Purchase Request.	None	2 Minutes	<i>Administrative Officer IV</i> (Regular Fund) FMD-Budget Section 2 <sup>nd</sup> Flr. Metrology Building
	1.2 Evaluate / verify.	None	20 Minutes	<i>Project Accountant</i> (Trust Fund)



	1.3 Assess / allot budget.	None	7 Minutes	FMD-Accounting Section 2 <sup>nd</sup> Flr. Metrology Building  <i>Administrative Aide II</i> (Regular Fund) FMD-Office of the Chief 2 <sup>nd</sup> Flr. Metrology Building
	1.4 Forward Purchase Request to Bids and Awards Committee.	None	3 Minutes	<i>Project Accountant</i> (Trust Fund) FMD-Accounting Section 2 <sup>nd</sup> Flr. Metrology Building
2. No Activity.	2.1 Receive approved and funded Purchase Request.	None	5 Minutes	<i>BAC Secretariat</i> Administrative Division 2 <sup>nd</sup> Flr. Metrology Building
	2.2 Record the documents in the logbook and input quotation number.	None	5 Minutes (paused clock)	
3. Attend pre-procurement conference.	3.1 Conduct pre-procurement conference.	None	1 Day	<i>BAC Secretariat</i> <i>BAC Member</i> <i>BAC Technical Working Group</i> <i>End-user</i> Administrative Division 2 <sup>nd</sup> Flr. Metrology Building
4. Revise technical specifications of submitted PR as a result of the pre-procurement.	4.1 No Activity.	None	5 Days	<i>End-user</i>



5. Submit revised PR.	5.1 Receive revised PR.	None	5 Minutes	<i>BAC Secretariat Administrative Division 2<sup>nd</sup> Flr. Metrology Building</i>
6. No activity.	6.1 Prepare Invitation to Bid.	None	1 Hour	<i>BAC Secretariat Administrative Division 2<sup>nd</sup> Flr. Metrology Building</i>
7. No activity.	7.1 Approve Invitation to Bid.	None	1 Hour	<i>Director Officer of the Director 1<sup>st</sup> Floor Metrology Building</i>
8. No activity.	8.1 Posting of Invitation to Bid to PhilGEPs.	None	7 Days	<i>BAC Secretariat Administrative Division 2<sup>nd</sup> Flr. Metrology Building</i>
9. Attend pre-bid conference.	9.1 Conduct pre-bid conference.	None	1 Day (paused clock for 12 Days)	<i>BAC Secretariat BAC Members BAC Technical Working Group End-user Observers External Providers / Supplier Administrative Division 2<sup>nd</sup> Flr. Metrology Building</i>
10. Attend opening of bids.	10. Conduct opening of bids.	None	1 Day	<i>BAC Secretariat BAC Members BAC Technical Working Group End-user Observers External Providers / Supplier Administrative Division 2<sup>nd</sup> Flr. Metrology Building</i>
11. Participate in evaluation of bids.	11.1 Evaluate bids.	None	1 Day	<i>BAC Technical Working Group End-user</i>



				<i>Observers External Providers / Supplier Administrative Division 2<sup>nd</sup> Flr. Metrology Building</i>
12. No activity.	12.1 Prepare Notice of Lowest Calculated Bid.	None	1 Day	<i>BAC Secretariat Administrative Division 2<sup>nd</sup> Flr. Metrology Building</i>
13. No Activity.	13.1 Approved Notice of Lowest Calculated Bid.	None	1 Hour	<i>Director Officer of the Director 1<sup>st</sup> Floor Metrology Building</i>
14. No activity.	14. Issue Notice of Lowest Calculated Bid to external provider / supplier.	None	10 Minutes	<i>BAC Secretariat Administrative Division 2<sup>nd</sup> Flr. Metrology Building</i>
15. Participate in post-qualification.	15.1 Conduct post-qualification.	None	7 Days	<i>BAC Members BAC Technical Working Group End-user Administrative Division 2<sup>nd</sup> Flr. Metrology Building</i>
16. No Activity.	16. Prepare Notice of Post-Qualification.	None	1 Day	<i>BAC Secretariat Administrative Division 2<sup>nd</sup> Flr. Metrology Building</i>
17. No activity.	17.1 Approved Notice of Post-Qualification.	None	1 Hour	<i>Director Officer of the Director 1<sup>st</sup> Floor Metrology Building</i>
18. No activity.	18.1 Issue Notice Post-Qualification to supplier.	None	30 Minutes	<i>BAC Secretariat Administrative Division 2<sup>nd</sup> Flr. Metrology Building</i>
19. No Activity.	19.1 Prepare resolution recommending for award and resolution for winning bidder.	None	1 Day	<i>BAC Secretariat Administrative Division 2<sup>nd</sup> Flr. Metrology Building</i>



20. No activity.	20.1 Review and sign resolution.	None	1 Day	<i>BAC Members</i>
21. No activity.	21.1 Approve resolution.	None	1 Hour	<i>Director Officer of the Director 1<sup>st</sup> Floor Metrology Building</i>
22. No activity.	23. Prepare Notice of Award.	None	1 Hour	<i>BAC Secretariat Administrative Division 2<sup>nd</sup> Flr. Metrology Building</i>
23. No activity.	23.1 Approved Notice of Award.	None	1 Hour	<i>Director Officer of the Director 1<sup>st</sup> Floor Metrology Building</i>
24. No activity	24.1 Issue Notice of Award to external provider / supplier.	None	30 Minutes	<i>BAC Secretariat Administrative Division 2<sup>nd</sup> Flr. Metrology Building</i>
25. No activity.	25.1 Release of resolution and all supporting documents to Property and Procurement Management Section.	None	5 Minutes	<i>BAC Secretariat Administrative Division 2<sup>nd</sup> Flr. Metrology Building</i>
26. No activity.	26.1 Receive Resolution and its attachment.	None	3 Minutes	<i>Administrative Assistant II ADM-Property &amp; Procurement Management Section 2<sup>nd</sup> Flr. Metrology Building</i>
	26.2 Prepare Purchase / Work Order (PO/WO) and Obligation Request Status (if General Fund) or Budget Utilization Request (if Grant-in-Aids).	None	30 Minutes	
	26.3 Review and check completeness of details and its attachments.	None	1 Hour	<i>Administrative Officer V ADM-Property &amp; Procurement Management Section 2<sup>nd</sup> Flr. Metrology Building</i>



	26.4 Record in the Database and logbook.	None	15 Minutes	<i>Administrative Officer V / Administrative Assistant II ADM-Property &amp; Procurement Management Section 2<sup>nd</sup> Flr. Metrology Building</i>
	26.5 Release the prepared PO/WO to end-user.	None	2 Minutes	<i>Administrative Assistant II ADM-Property &amp; Procurement Management Section 2<sup>nd</sup> Flr. Metrology Building</i>
27. Review and sign the Purchase / Work Order.	27.1 No activity.	None	15 Minutes	<i>End-user</i>
28. Forward to Division Chief / Project Leader for clearance.	28.1 No activity.	None	1 Minute	<i>End-user</i>
	28.2 Receive and put initials under approving authority.	None	30 Minutes	<i>Division Chief Office of the Chief</i>
	28.3 Release PO/WO and its attachments to FMD-Accounting Section.	None	10 Minutes	<i>Science Aide Office of the End-user</i>
29. No activity.	29.1 Receive, record and assign control number of PO/WO.	None	2 Minutes	<i>Administrative Aide II FMD-Office of the Chief 2<sup>nd</sup> Flr. Metrology Building</i>
	29.2 Prepare and assign control number of Obligation Request Status (General Fund) or Budget Utilization Request (BUR).	None	5 Minutes	<i>Administrative Officer IV FMD-Budget Section 2<sup>nd</sup> Flr. Metrology Building</i>



	29.3 Approve / certify allotment and obligation.	None	5 Minutes	<i>Administrative Officer V</i> FMD-Budget Section 2 <sup>nd</sup> Flr. Metrology Building
	29.4 Check, review and pre-audit the documents and control and monitor cash availability.	None	15 Minutes	<i>Project Accountant or Administrative Assistant II</i> (Regular Fund) FMD-Accounting Section 2 <sup>nd</sup> Flr. Metrology Building  <i>Project Accountant</i> (Trust Fund) FMD-Accounting Section 2 <sup>nd</sup> Flr. Metrology Building
	29.5 Final review of supporting documents and certify availability of funds.	None	15 Minutes	<i>Administrative Officer IV or Accountant II or Accountant IV</i> (Regular Fund) FMD-Accounting Section 2 <sup>nd</sup> Flr. Metrology Building
	29.6 Release POWO to Office of the Director / Office of the Deputy Director.	None	10 Minutes	<i>Administrative Aide II</i> FMD-Office of the Chief 2 <sup>nd</sup> Flr. Metrology Building
30. No activity.	30.1 Receive POWO and its attachments.	None	2 Minutes	<i>Administrative Aide</i> Office of the Director / Office of the Deputy Director (ATS/R&D) Ground Flr. Metrology Building
	30.2 Approve POWO.	None	30 Minutes	<i>Director</i> (for items above Php300K) Office of the Director





				<i>Deputy Director for ATS / R&amp;D (for items below Php300K) Office of the Deputy Director 1<sup>st</sup> Flr. Metrology Building</i>
	30.3 Release approved POWO to the PPMS.	None	3 Minutes	<i>Administrative Aide Office of the Director / Office of the Deputy Director (ATS/R&amp;D) Ground Flr. Metrology Building</i>
31. Receive approved POWO and wait for delivery of the requisitioned item as per schedule stated in the POWO.	31.1 Receive approved POWO.	None	5 Minutes	<i>Administrative Assistant II ADM-Property &amp; Procurement Management Section 2<sup>nd</sup> Flr. Metrology Building</i>
	31.2 Notify external provider and end-user of the approved POWO via fax, email or telephone call.	None	10 Minutes (paused clock)	
<b>Note: Delivery of item may vary from Seven (7) Days to maximum of One Hundred Twenty (120) Days as stated in the quotation and Purchase / Work Order.</b>				
32. Receive delivery from the external provider, (if heavy / bulk item)	32.1 Receive delivery and prepare Inspection and Acceptance Report (IAR), Property Acknowledgment Receipt (PAR) or	None	15 Minutes	<i>Administrative Aide IV Property &amp; Procurement Management Section 2<sup>nd</sup> Flr. Metrology Building</i>



	Inventory Custodian Slip (ICS).  If item is above Php15,000.00, prepare Equipment Ledger Card.			
33. Agree the schedule of inspection.	33.1 Coordinate with end-user and Inspection and Committee member on the schedule of inspection.	None	5 Minutes	<i>Administrative Aide IV</i> Property & Procurement Management Section 2 <sup>nd</sup> Flr. Metrology Building
34. Attend / assist the inspection.	34.1 Conduct inspection of item as to specification stipulated in the PO/WO.	None	2 Days	<i>Inspection Committee Member / Administrative Aide IV or Administrative Officer V of PPMS / End-user</i> Office of the End-user
35. Receive and utilize requisitioned item.	35.1 No activity.	-	-	<i>End-user</i> Office of the End-user
<b>TOTAL:</b>		<b>None</b>	<b>43 Days, 9 Hours and 8 Minutes plus delivery Days as stated in PO/WO</b>	



## F. Small Value Procurement and Shopping

Processing of requested good, services and infrastructure project with an Approved Budget of the Contract of One Million pesos (Php1,000,000.00) and below from ITDI officials and employees.

<b>Office or Division:</b>	Bids and Awards Committee (BAC); Budget and Accounting Sections; Office of the Director / Deputy Director (ATS/R&D); and Property & Procurement Management Section (PPMS)			
<b>Classification:</b>	Complex			
<b>Type of Transaction:</b>	G2G – Government to Government			
<b>Who may avail:</b>	ITDI Officials and Employees (End-user)			
<b>CHECKLIST OF REQUIREMENTS</b>		<b>WHERE TO SECURE</b>		
1) Duly approved Purchased Request (1 Original 1 Duplicate)		Official / employees / end-user availing the request		
<b>CLIENT STEPS</b>	<b>AGENCY ACTION</b>	<b>FEES TO BE PAID</b>	<b>PROCESSING TIME</b>	<b>PERSON RESPONSIBLE</b>
1. Submit the duly approved Purchase Request.	1.1 Receive, record and control Purchase Request.	None	2 Minutes	<i>Administrative Officer IV</i> (Regular Fund) FMD-Budget Section 2 <sup>nd</sup> Flr. Metrology Building
	1.2 Evaluate / verify.	None	20 Minutes	<i>Project Accountant</i> (Trust Fund) FMD-Accounting Section 2 <sup>nd</sup> Flr. Metrology Building
	1.3 Assess / allot budget.	None	7 Minutes	



	1.4 Forward Purchase Request to Bids and Awards Committee.	None	3 Minutes	<i>Administrative Aide II</i> (Regular Fund) FMD-Office of the Chief 2 <sup>nd</sup> Flr. Metrology Building  <i>Project Accountant</i> (Trust Fund) FMD-Accounting Section 2 <sup>nd</sup> Flr. Metrology Building
2. No Activity.	2.1 Receive approved and funded Purchase Request with supporting documents.	None	5 Minutes	<i>BAC Secretariat</i> Administrative Division 2 <sup>nd</sup> Flr. Metrology Building
	2.2 Record the documents in the logbook and input quotation number.	None	5 Minutes	
	2.3 Encode Purchase Request details and technical specifications to the database.	None	10 Minutes	
	2.4 Export of request for quotation from the database to be used in the posting to PhilGEPs.	None	10 Minutes	
	2.5 Post the Request for Quotation in the PhilGEPs / receive quotations from the external providers / suppliers.	None	4 Days	



	2.6 Prepare Abstract of Special Canvass per Quotation number.	None	10 Minutes	
	2.7 Open / input / evaluate bids.	None	1 Day	<i>BAC Secretariat / Bids and Awards Committee Member Administrative Division 2<sup>nd</sup> Flr. Metrology Building</i>
	2.8 Prepare resolution of all evaluated quotations and recommending for award.	None	1 Day	<i>BAC Secretariat Administrative Division 2<sup>nd</sup> Flr. Metrology Building</i>
3. No activity.	3.1 Sign resolution of all awarded items.	None	1 Day	<i>BAC Members</i>
4. No activity.	4.1 Approve resolution.	None	1 Hour	<i>Director Officer of the Director 1<sup>st</sup> Floor Metrology Building</i>
5. No activity.	5.1 Input awarded items to database.	None	10 Minutes	<i>BAC Secretariat Administrative Division 2<sup>nd</sup> Flr. Metrology Building</i>
	5.2 Release duly approved Resolution with attachments to Property and Procurement Management Section (PPMS).	None	10 Minutes	
6. No activity.	6.1 Receive Resolution and its attachment.	None	3 Minutes	<i>Administrative Assistant II ADM-Property &amp; Procurement Management Section 2<sup>nd</sup> Flr. Metrology Building</i>
	6.2 Prepare Purchase / Work Order (PO/WO) and Obligation Request Status	None	30 Minutes	



	(General Fund) or Budget Utilization Request (BURS).			
	6.3 Review and check completeness of details and its attachments.	None	1 Hour	<i>Administrative Officer V ADM-Property &amp; Procurement Management Section 2<sup>nd</sup> Flr. Metrology Building</i>
	6.4 Record in the Database and logbook.	None	15 Minutes	<i>Administrative Officer V / Administrative Assistant II ADM-Property &amp; Procurement Management Section 2<sup>nd</sup> Flr. Metrology Building</i>
	6.5 Release the prepared PO/WO to end-user.	None	2 Minutes	<i>Administrative Assistant II ADM-Property &amp; Procurement Management Section 2<sup>nd</sup> Flr. Metrology Building</i>
7. Review and sign the Purchase / Work Order.	7.1 No activity.	None	15 Minutes	<i>End-user</i>
8. Forward to Division Chief / Project Leader for clearance.	8.1 No activity.	None	1 Minute	<i>End-user</i>
	8.2 Receive and put initials under approving authority.	None	30 Minutes	<i>Division Chief Office of the Chief</i>
	8.3 Release POWO and its attachments to FMD-Accounting Section.	None	10 Minutes	<i>Science Aide Office of the End-user</i>



9. No activity.	9.1 Receive, record and assign control number of PO/WO.	None	2 Minutes	<i>Administrative Aide II</i> FMD-Office of the Chief 2 <sup>nd</sup> Flr. Metrology Building
	9.2 Prepare and assign control number of Obligation Request Status (General Fund) or Budget Utilization Request (BUR).	None	5 Minutes	<i>Administrative Officer IV</i> FMD-Budget Section 2 <sup>nd</sup> Flr. Metrology Building
	9.3 Approve / certify allotment and obligation.	None	5 Minutes	<i>Administrative Officer V</i> FMD-Budget Section 2 <sup>nd</sup> Flr. Metrology Building
	9.4 Check, review and pre-audit the documents and control and monitor cash availability.	None	15 Minutes	<i>Project Accountant or</i> <i>Administrative Assistant II</i> (Regular Fund) FMD-Accounting Section 2 <sup>nd</sup> Flr. Metrology Building
				<i>Project Accountant</i> (Trust Fund) FMD-Accounting Section 2 <sup>nd</sup> Flr. Metrology Building
	9.5 Final review of supporting documents and certify availability of funds.	None	15 Minutes	<i>Administrative Officer IV or</i> <i>Accountant II or</i> <i>Accountant IV</i> (Regular Fund) FMD-Accounting Section 2 <sup>nd</sup> Flr. Metrology Building
9.6 Release POWO to Office of the Director / Office of the Deputy Director.	None	10 Minutes	<i>Administrative Aide II</i> FMD-Office of the Chief 2 <sup>nd</sup> Flr. Metrology Building	



10. No activity.	10.1 Receive POWO and its attachments.	None	2 Minutes	<i>Administrative Aide</i> Office of the Director / Office of the Deputy Director (ATS/R&D) Ground Flr. Metrology Building
	10.2 Approve POWO.	None	30 Minutes	<i>Director</i> (for items above Php300K) Office of the Director  <i>Deputy Director for ATS / R&amp;D</i> (for items below Php300K) Office of the Deputy Director 1 <sup>st</sup> Flr. Metrology Building
	10.3 Release approved POWO to the PPMS.	None	3 Minutes	<i>Administrative Aide</i> Office of the Director / Office of the Deputy Director (ATS/R&D) Ground Flr. Metrology Building
11. Receive approved POWO and wait for delivery of the requisitioned item as per schedule stated in the POWO.	11.1 Receive approved POWO.	None	5 Minutes	<i>Administrative Assistant II</i> ADM-Property & Procurement Management Section 2 <sup>nd</sup> Flr. Metrology Building
	11.2 Notify external provider and end-user of the approved POWO via fax, email or telephone call.	None	10 Minutes	





<p><b>Note: Delivery of item may vary from Seven (7) Days to maximum of One Hundred Twenty (120) Days as stated in the quotation and Purchase / Work Order.</b></p>				
12. Receive delivery from the external provider, (if heavy / bulk item)	12.1 Receive delivery and prepare Inspection and Acceptance Report (IAR), Property Acknowledgment Receipt (PAR) or Inventory Custodian Slip (ICS).  If item is above Php15,000.00, prepare Equipment Ledger Card.	None	15 Minutes	<i>Administrative Aide IV</i> Property & Procurement Management Section 2 <sup>nd</sup> Flr. Metrology Building
13. Agree the schedule of inspection.	13.1 Coordinate with end-user and Inspection and Committee member on the schedule of inspection.	None	5 Minutes	<i>Administrative Aide IV</i> Property & Procurement Management Section 2 <sup>nd</sup> Flr. Metrology Building
14. Attend / assist the inspection.	14.1 Conduct inspection of item as to specification stipulated in the PO/WO.	None	2 Days	<i>Inspection Committee Member / Administrative Aide IV or Administrative Officer V of PPMS / End-user</i> Office of the End-user
15. Receive and utilize requisitioned item.	15.1 No activity.	-	-	<i>End-user</i> Office of the End-user
<b>TOTAL:</b>		<b>None</b>	<b>9 Days, 7 Hours and 20 Minutes plus delivery Days as stated in PO/WO</b>	



## Records Management Section

### External Services

#### 1. Releasing of Documents to Other Government and Private Institutions

Receiving and Releasing of approved documents from ITDI officials and employees to other government and private institutions.

<b>Office or Division:</b>	Records Management Section			
<b>Classification:</b>	Simple			
<b>Type of Transaction:</b>	G2C - Government to Citizen			
<b>Who may avail:</b>	DOST and its Agencies, Regional Offices, Private Institution			
<b>CHECKLIST OF REQUIREMENTS</b>		<b>WHERE TO SECURE</b>		
1) Documents with complete details of Recipient.		Institution / agency availing the service		
<b>CLIENT STEPS</b>	<b>AGENCY ACTION</b>	<b>FEES TO BE PAID</b>	<b>PROCESSING TIME</b>	<b>PERSON RESPONSIBLE</b>
1. Forward document with complete details.	1.1 Receive approved communications from the Office of the Director, Deputy	None	2 Minutes	<i>Administrative Aide I</i> Records Management Section Administrative Division



	<p>Directors, and other divisions of ITDI.</p> <p>1.2 Stamp received/record/input documents in the respective logbook.</p> <p>1.3 Review for completeness of attachments and signatures.</p> <p>1.4 Sort and reproduce the documents.</p> <p>1.5 For DOST CO: Assign number and encode in the Electronic Records Management System (EMS).</p> <p>1.6 For other government and private institutions: fax/email advance copy of letter to addressee either by the</p>	<p>None</p> <p>None</p> <p>None</p> <p>None</p> <p>None</p>	<p>5 Minutes</p> <p>5 Minutes</p> <p>10 Minutes</p> <p>5 Minutes</p> <p>10 Minutes</p>	<p>2<sup>nd</sup> Floor Metrology Building  <i>Administrative Officer I</i>            Records Management Section Administrative Division            2<sup>nd</sup> Floor Metrology Building</p> <p><i>Administrative Officer V</i>            Records Management Section            Administrative Division/ 2<sup>nd</sup> Floor Metrology Building</p> <p><i>Administrative Officer I</i>            Records Management Section Administrative Division            2<sup>nd</sup> Floor Metrology Building</p> <p><i>Administrative Officer I</i>  <i>Administrative Aide I</i>            Records Management Section Administrative Division            2<sup>nd</sup> Floor Metrology Building</p> <p><i>Administrative Officer I</i>  <i>Administrative Aide I</i>            Records Management Section Administrative Division</p>
--	---	---	--	--



	Records Section or Division concern.			2 <sup>nd</sup> Floor Metrology Building
	1.7 Hand carry / mail to proper addressee.	None	3 Hours	<i>Administrative Officer I</i> <i>Administrative Aide I</i> Records Management Section Administrative Division 2 <sup>nd</sup> Floor Metrology Building
	1.8 Classify / file the documents.	None	10 Minutes	<i>Administrative Officer V</i> Records Management Section Administrative Division/ 2nd Floor Metrology Building
<b>TOTAL:</b>		<b>None</b>	<b>3 Hours 47 Minutes</b>	



## Internal Services

### 1. Certify True Copy of Documents

Description of the Service: Request of ITDI officials and employees for the documents issued by the Institute to be certified true copy.

<b>Office or Division:</b>	Records Management Section			
<b>Classification:</b>	Simple			
<b>Type of Transaction:</b>	G2G - Government to Government			
<b>Who may avail:</b>	ITDI Officials and Employees			
<b>CHECKLIST OF REQUIREMENTS</b>		<b>WHERE TO SECURE</b>		
1) Original document/s		Official / employees requesting the service		
2) Photocopy/ies of document to be certified (Number of copies depends on the need of the requesting official and employee)		Official / employees requesting the service		
<b>CLIENT STEPS</b>	<b>AGENCY ACTION</b>	<b>FEES TO BE PAID</b>	<b>PROCESSING TIME</b>	<b>PERSON RESPONSIBLE</b>



1. Present the original copy of the document for CTC if not filed in the Records Section but needed in the operation of ITDI.	1.1 Validate the presented original copy versus photocopied document/s.	None	20 Minutes	<i>Administrative Officer V or Administrative Officer I Records Management Section Administrative Division/ 2nd Floor Metrology Building</i>
2. Stamp “ <i>Certified True Copy</i> ” on every page of the photocopied documents that need to be certified.	2.1 No activity.	None	10 Minutes, depending on volume of the documents	<i>Concerned Official/s Employee/s</i>
3. No activity.	3.1 Sign the documents for Certified True Copy (CTC).	None	10 Minutes, depending on volume of the documents	<i>Administrative Officer V or Administrative Officer I Records Management Section Administrative Division/ 2nd Floor Metrology Building</i>
	3.2 Seal the certified true copy documents, if needed.	None	5 Minutes	<i>Administrative Aide I Records Management Section Administrative Division 2<sup>nd</sup> Floor Metrology Building</i>
4. Receive “ <i>Certified True Copy</i> ” documents.	3.3 Release the signed “ <i>Certified True Copy</i> ” documents to the requesting party.	None	5 minutes	<i>Administrative Officer V or Administrative Officer I</i>



				Records Management Section Administrative Division 2nd Floor Metrology Building
<b>TOTAL:</b>		<b>None</b>	<b>50 Minutes</b>	



## 2. Dissemination of Documents within ITDI

Receiving and releasing of documents to ITDI officials and employees.

<b>Office or Division:</b>	Records Management Section			
<b>Classification:</b>	Simple			
<b>Type of Transaction:</b>	G2G - Government to Government			
<b>Who may avail:</b>	ITDI Employees			
<b>CHECKLIST OF REQUIREMENTS</b>		<b>WHERE TO SECURE</b>		
1) Document/s: Administrative Order Circular Communication Guidelines Issuances Memorandum Office Order Policies Special Order		Source of Document/s: External and Internal offices		
<b>CLIENT STEPS</b>	<b>AGENCY ACTION</b>	<b>FEES TO BE PAID</b>	<b>PROCESSING TIME</b>	<b>PERSON RESPONSIBLE</b>
	1.1 Receive documents from: a) Head of Agency/Office of the Deputy Directors/Divisions.	None	2 Minutes	<i>Administrative Aide I</i> Records Management Section Administrative Division 2 <sup>nd</sup> Floor Metrology Building





	<p>b) Other Government Agency/Institutions.</p> <p>1.2 Record the documents in the logbook.</p>	None	5 Minutes	<p><i>Administrative Officer I</i> Records Management Section Administrative Division/ 2nd Floor Metrology Building</p>
	<p>1.3 Check attachment and signatures.</p>	None	5 Minutes	<p><i>Administrative Officer I</i> <i>Administrative Officer V</i> Records Management Section/Administrative Division/ 2nd Floor Metrology Building</p>
	<p>1.4 Sort the document.</p>	None	5 Minutes	<p><i>Administrative Officer I</i> Records Management Section/Administrative Division/ 2nd Floor Metrology Building</p>
	<p>1.5 Reproduce the Documents.</p>	None	10 Minutes	<p><i>Administrative Officer I</i> Records Management Section/Administrative Division/ 2nd Floor Metrology Building</p>
	<p>1.6 Release/email the documents to concerned division/employee.</p>	None	1 Hour	<p><i>Administrative Aide I</i> Records Management Section Administrative Division 2<sup>nd</sup> Floor Metrology Building</p>



	1.7 Classify and file the documents.	None	5 Minutes	<i>Administrative Officer V Administrative Officer I Records Management Section Administrative Division/ 2nd Floor Metrology Building</i>
<b>TOTAL:</b>		<b>None</b>	<b>1 Hour 32 Minutes</b>	



### 3. Retrieval of Requested Documents

ITDI officials and employees may request to borrow documents that will be used for official purpose.

<b>Office or Division:</b>	Records Management Section			
<b>Classification:</b>	Internal			
<b>Type of Transaction:</b>	G2G - Government to Government			
<b>Who may avail:</b>	ITDI Officials and Employees			
<b>CHECKLIST OF REQUIREMENTS</b>		<b>WHERE TO SECURE</b>		
1) Request Form (1 Original)		ITDI/Administrative Division/Records Management Section/2nd Floor Metrology Building		
<b>CLIENT STEPS</b>	<b>AGENCY ACTION</b>	<b>FEES TO BE PAID</b>	<b>PROCESSING TIME</b>	<b>PERSON RESPONSIBLE</b>
1. Fill up the request form with the following information: <ul style="list-style-type: none"> <li>● Name of the requesting party</li> <li>● Division</li> <li>● Date and time of request</li> <li>● Description of records</li> <li>● Purpose</li> </ul>				



Submit the accomplished request form.	1.1 Receive and review the completeness of details.	None	5 Minutes	<i>Administrative Officer V</i> Records Management Section Administrative Division/ 2 <sup>nd</sup> Floor Metrology Building
	1.1 Approve /Disapprove request.	None	10 Minutes	<i>Administrative Officer V</i> Records Management Section Administrative Division/ 2 <sup>nd</sup> Floor Metrology Building
	1.2 Inform the requesting party if the request is disapproved .	None	5 minutes	<i>Administrative Officer I</i> Records Management Section Administrative Division/ 2nd Floor Metrology Building
	1.3 Retrieve and release documents if the request is approved	None	1 Hour	<i>Administrative Officer I</i> Administrative Aide I Records Management Section Administrative Division/ 2nd Floor Metrology Building
<b>TOTAL:</b>		<b>None</b>	<b>1 Hour &amp; 20 Minutes</b>	

**V. List of Services**

**B. FINANCE AND MANAGEMENT DIVISION**

**External and Internal Services**





## External and Internal Services

### 1. Processing of Order of Payment

Document ordering the payment of clients and employees.

<b>Office or Division:</b>	Finance and Management Division (FMD)	
<b>Classification:</b>	Simple	
<b>Type of Transaction:</b>	G2C-Government to Citizen, G2B-Government to Business, G2G-Government to Government	
<b>Who may avail:</b>	All	
	<b>CHECKLIST OF REQUIREMENTS</b>	<b>WHERE TO SECURE</b>
	<p>I. Electronic System (eOP)</p> <p>a. Technical Service Request &amp; Line-Item Budget for Technical Services (researcher will encode the details in the system)</p> <p>II. Manual System</p> <p>a. List of Due and Demandable Accounts Payable for Fund Release (1 photocopy)</p> <p>b. Order Slip for Bid Docs/Performance Bond (1 original)</p>	<p>ITDI/Chemicals and Energy Division (CED) or Environmental and Biotechnology Division (EBD) or Food Processing Division (FPD) or Standards and Testing Division (STD) or Packaging Technology Division (PTD) or Technological Services Division (TSD) or Materials Science Division (MSD)/Office of the Chief</p> <p>Funding Agency</p> <p>ITDI/Administrative Division/Bids and Awards Committee (BAC)/2<sup>nd</sup> Floor Metrology Building</p>



<p>c. Liquidation Report for refund of Cash Advance (1 original)</p> <p>d. Liquidation Report of travel for refund of IOT (1 photocopy)</p> <p>e. Prepayments (Land Bank of the Philippines)</p> <p>f. Royalty Fee/Technology Transfer</p> <p>g. Training fee</p> <p>h. Rental slip for rental of rooms</p> <p>i. Miscellaneous Income (scrap)</p> <p>j. Memorandum of Agreement for Environmental Technology Verification (1 original and 1 photocopy)</p>	<p>ITDI/All Divisions/Special Disbursing Officer</p> <p>ITDI/Chemicals and Energy Division (CED) or Environmental and Biotechnology Division (EBD) or Food Processing Division (FPD) or Standards and Testing Division (STD) or Packaging Technology Division (PTD) or Technological Services Division (TSD) or Materials Science Division (MSD)</p> <p>ITDI/Administrative Division (ADM)/Procurement and Property Management Section (PPMS)/2nd Floor Metrology Building</p> <p>ITDI/Chemicals and Energy Division (CED) or Environmental and Biotechnology Division (EBD) or Food Processing Division (FPD) or Standards and Testing Division (STD) or Packaging Technology Division (PTD) or Technological Services Division (TSD) or Materials Science Division (MSD)</p> <p>Participant</p> <p>ITDI/ADMATEL</p> <p>ITDI/Administrative Division/Bids and Awards Committee (BAC)/2nd Floor Metrology Building</p> <p>ITDI/Environmental and Biotechnology Division (EBD)/Office of the Chief</p>
---	---





CLIENT STEPS	AGENCY ACTION	FEE TO BE PAID	PROCESSING TIME	PERSON RESPONSIBLE
1. Submit the required document	1.1 Receive the required documents and check for completeness	None	1 minute	<i>Administrative Assistant V/ Administrative Officer III/ Administrative Officer II, Accounting/Budget Section, FMD, Metrology Building</i>
	1.2 Prepare and Issue Order of Payment 1.2.1 electronic	None	2 minutes	<i>Administrative Assistant V/ Administrative Officer III/ Administrative Officer II, Accounting/Budget Section, FMD, Metrology Building</i>
	1.2.2 manual		5 minutes	
2. Fill-out Client Satisfaction Measurement Form	2.1 Receive accomplished client satisfaction measurement form.	None	1 minute	<i>Administrative Assistant V, Accounting Section, FMD, Metrology Building</i>
<b>TOTAL:</b>		<b>None</b>	<b>eOP: 4 Minutes Manual: 7 minutes</b>	



## 2. Processing of Disbursement Voucher

### A. For payment of communication expenses and extraordinary and miscellaneous expenses.

<b>Office or Division:</b>	Finance and Management Division (FMD)	
<b>Classification:</b>	Simple	
<b>Type of Transaction:</b>	G2B-Government to Business, G2G-Government to Government	
<b>Who may avail:</b>	Business, Employee	
	<b>CHECKLIST OF REQUIREMENTS</b>	<b>WHERE TO SECURE</b>
	<p>I. Communication Expenses (PLDT)</p> <ol style="list-style-type: none"> <li>1. Disbursement Vouchers (DV) (1 original, 1 duplicate copy) ITDI/Employee</li> <li>2. Obligation Request Status (ORS) (General Fund) or Budget Utilization Request Status (BURS) (Grants-In-Aid) (1 original and 1 duplicate copy) ITDI/Employee</li> <li>3. Statement of account/bill (1 original copy) Telecommunication Company</li> <li>4. Certification by the agency Head that all NDD, National Operator Assisted Calls, IDD and international operator Assisted calls are official calls (1 original copy) ITDI/Employee</li> </ol> <p>II. Extraordinary and Miscellaneous Expenses</p> <ol style="list-style-type: none"> <li>1. Disbursement Vouchers (DV) (1 original, 1 duplicate copy) ITDI/Employee</li> <li>2. Obligation Request Status (ORS) (General Fund) or Budget Utilization Request Status (BURS) (Grants-In-Aid) (1 original and 1 duplicate copy) ITDI/Employee</li> <li>3. Official Receipt/s (1 original copy) or Certification from the Head of Agency if no Official Receipt Merchant/Supplier</li> </ol>	



CLIENT STEPS	AGENCY ACTION	FEES TO BE PAID	PROCESSING TIME	PERSON RESPONSIBLE
1. Submit Signed Disbursement Voucher	1.1 Receive, record and assign control number of Disbursement Voucher	None	2 minutes	<i>Administrative Aide II</i> Office of the Chief, FMD, Metrology Building
	1.2 Prepare and assign control number of Obligation Request Status for General Fund	None	5 minutes	<i>Administrative Officer IV,</i> Budget Section, FMD, Metrology Building
	1.3 Approve/ Certify Allotment and Obligation for General Fund	None	5 minutes	<i>Administrative Officer V</i> Budget Section, FMD, Metrology Building
	1.4 Check, review and pre-audit the documents	None	15 minutes	<i>Administrative Assistant V (Regular Fund) or Project Accountant (Trust Fund),</i> Accounting Section, FMD, Metrology Building
	1.5 Control and Monitor Cash availability	None	5 minutes	<i>Administrative Assistant V (Regular Fund) and Project Assistant III (Trust Fund),</i> Accounting Section, FMD, Metrology Building
	1.6 Final review of supporting documents and certify availability of funds	None	20 minutes	<i>Administrative Officer IV or Accountant II or Accountant IV</i> Accounting



	1.6.1 Preparation of Tax Certificate	None	10 minutes	Section, FMD, Metrology Building <i>Administrative Assistant II or SRS I, Accounting Section/FMD, Metrology Building</i>
	1.6.2 Sign of Certificate of Tax	None	5 minutes	<i>Accountant II Accounting Section, FMD, Metrology Building</i>
	1.7 Secure one copy of Disbursement Voucher/ Obligation Request Status/ Property Acknowledgement Receipt/ Inventory Custodian Slip	None	5 minutes	<i>Administrative Assistant V or Project Assistant III, Accounting Section, FMD, Metrology Building</i>
	1.8 Release of disbursement voucher to Office of the Director/Office of the Deputy Director for approval	None	5 minutes	<i>Administrative Aide II Budget Section, FMD, Metrology Building</i>
<b>TOTAL:</b>		<b>None</b>	<b>1 hour and 17 minutes</b>	



**B. For payment of gasoline expenses, laboratory and office supplies expenses, other allowances and bonuses, professional services expenses, representation expenses, salaries, travelling expenses (local), communication expenses, utilities expenses, pre-payment expenses, refund of retention fee and performance bond and minor repair and maintenance expenses.**

<b>Office or Division:</b>	Finance and Management Division (FMD)	
<b>Classification:</b>	Complex	
<b>Type of Transaction:</b>	G2C-Government to Citizen, G2B-Government to Business, G2G-Government to Government	
<b>Who may avail:</b>	All	
	<b>CHECKLIST OF REQUIREMENTS</b>	<b>WHERE TO SECURE</b>
	I. Gasoline Expenses (for official vehicles only)	
	1. Disbursement Vouchers (1 original and 1 duplicate copy)	ITDI/Administrative Division (ADM)/Human Resource Management Section (HR)/2 <sup>nd</sup> Floor Metrology Building
	2. Purchase Request (PR) (1 original and 1 duplicate copy)	ITDI/Administrative Division (ADM)/Human Resource Management Section (HR)/2 <sup>nd</sup> Floor Metrology Building Gasoline Station
	3. Official Receipt (OR) (1 original and 1 photocopy)	ITDI/Administrative Division (ADM)/Human Resource Management Section (HR)/2 <sup>nd</sup> Floor Metrology Building
	4. Obligation Request Status (General Fund) or Budget Utilization Request Status (Grants-In-Aid) (1 original and 1 duplicate copy)	ITDI/Administrative Division (ADM)/Human Resource Management Section (HR)/2 <sup>nd</sup> Floor Metrology Building
	5. Travel Order (1 original copy)	ITDI/Administrative Division (ADM)/Human Resource Management Section (HR)/2 <sup>nd</sup> Floor Metrology Building
	6. Trip Ticket (1 original copy)	Gasoline Company



7. Billing/Statement of Account	ITDI/Employee
II. Laboratory and Office Supplies Expenses	
1. Disbursement Vouchers (DV) (1 original, 1 duplicate copy)	ITDI/Employee
2. Obligation Request Status (ORS) (General Fund) or Budget Utilization Request Status (BURS) (Grants-In-Aid) (1 original and 1 duplicate copy)	ITDI/Employee
3. Purchase Request (PR) (1 original and 1 duplicate copy)	Merchant/Supplier
4. Official Receipt (OR) (1 original and 1 photocopy)	ITDI/Employee
5. Approved Canvass (for items P1,000.00 above) (1 original copy)	ITDI/Administrative Division (ADM)/Procurement and Property Management Section (PPMS)/2 <sup>nd</sup> Floor Metrology Building
6. Inventory Custodian Slip (for non-consumable items) (1 original copy)	ITDI/Administrative Division (ADM)/Procurement and Property Management Section (PPMS)/2 <sup>nd</sup> Floor Metrology Building
7. Inspection and Acceptance Report (for receipts P1,000.00 above) (1 original copy)	ITDI/Financial Management Division (FMD)/Budget Section/2 <sup>nd</sup> Floor Metrology
III. Other Allowances and Bonuses	
A. Hazard Pay	
1. Disbursement Vouchers (DV) (1 original, 1 duplicate copy)	ITDI/Financial Management Division (FMD)/Budget Section/2 <sup>nd</sup> Floor Metrology
2. Obligation Request Status (ORS) (1 original and 1 duplicate copy)	ITDI/Administrative Division (ADM)/Human Resource Management Section (HR)/2 <sup>nd</sup> Floor Metrology Building
3. Certification of the Secretary of DOST/DOH/DND or the director of PHIVOLCS that the place of assignment/travel is a strife-torn/embattled/disease infested/distressed or isolated areas declared under state of calamity or emergency (1 original copy)	ITDI/Administrative Division (ADM)/Human Resource Management Section (HR)/2 <sup>nd</sup> Floor Metrology Building



<ol style="list-style-type: none"> <li>4. Duly accomplished time record/travel report/ Approved Daily Time Record (DTR)/Service report (1 original)</li> <li>5. Certification of unpaid hazard pay with corresponding percentage and period (1 original copy)</li> </ol>	<p>ITDI/Administrative Division (ADM)/Human Resource Management Section (HR)/2<sup>nd</sup> Floor Metrology Building</p> <p>ITDI/Financial Management Division (FMD)/Budget Section/2<sup>nd</sup> Floor Metrology</p>
<p><b>B. Mid-Year and Year-End Bonus</b></p> <ol style="list-style-type: none"> <li>1. Disbursement Vouchers (DV) (1 original, 1 duplicate copy)</li> <li>2. Obligation Request Status (ORS) (1 original and 1 duplicate copy (1 original)</li> <li>3. Clearance from money, property and legal accountabilities (1 original copy)</li> <li>4. Certification from head of office that the employee is qualified to receive the Year-End Bonus and Cash Gift pursuant to DBM Circular 2003-2 dated May 9, 2003 (1 original copy)</li> </ol>	<p>ITDI/Financial Management Division (FMD)/Budget Section/2<sup>nd</sup> Floor Metrology</p> <p>ITDI/Administrative Division (ADM)/Human Resource Management Section (HR)/2<sup>nd</sup> Floor Metrology Building</p> <p>ITDI/Administrative Division (ADM)/Human Resource Management Section (HR)/2<sup>nd</sup> Floor Metrology Building</p> <p>ITDI/Financial Management Division (FMD)/Budget Section/2<sup>nd</sup> Floor Metrology</p>
<p><b>C. Representation Allowance and Transportation Allowance</b></p> <ol style="list-style-type: none"> <li>1. Disbursement Vouchers (DV) (1 original, 1 duplicate copy)</li> <li>2. Obligation Request Status (ORS) (1 original and 1 duplicate copy)</li> <li>3. Certificate that the employee did not use government vehicle and is not assigned any government vehicle (1 original copy)</li> <li>4. Approved Daily Time Record (DTR) or Certificate or evidence of service rendered (1 original copy)</li> </ol>	<p>ITDI/Financial Management Division (FMD)/Budget Section/2<sup>nd</sup> Floor Metrology</p> <p>ITDI/Administrative Division (ADM)/Human Resource Management Section (HR)/2<sup>nd</sup> Floor Metrology Building</p> <p>ITDI/Administrative Division (ADM)/Human Resource Management Section (HR)/2<sup>nd</sup> Floor Metrology Building</p> <p>ITDI/Financial Management Division (FMD)/Budget Section/2<sup>nd</sup> Floor Metrology</p>
<p><b>D. Subsistence and Laundry Allowance</b></p> <ol style="list-style-type: none"> <li>1. Disbursement Vouchers (DV) (1 original, 1 duplicate copy)</li> </ol>	<p>ITDI/Financial Management Division (FMD)/Budget Section/2<sup>nd</sup> Floor Metrology</p>



<ul style="list-style-type: none"> <li>2. Obligation Request Status (1 original and 1 duplicate copy)</li> <li>3. Payroll of personnel (1 original, 1 duplicate copy)</li>   <li>4. Approved Daily Time Record (DTR) (1 photocopy)</li> <li>5. Authority to collect (1 original copy)</li> </ul>	<p>ITDI/Administrative Division (ADM)/Human Resource Management Section (HR)/2<sup>nd</sup> Floor Metrology Building  ITDI/Administrative Division (ADM)/Human Resource Management Section (HR)/2<sup>nd</sup> Floor Metrology Building  ITDI/Administrative Division (ADM)/Human Resource Management Section (HR)/2<sup>nd</sup> Floor Metrology Building  ITDI/Employee</p>
<p>IV. Professional Services Expenses</p>	
<ul style="list-style-type: none"> <li>1. Disbursement Vouchers (DV) (1 original, 1 duplicate copy)</li> </ul>	<p>ITDI/Employee</p>
<ul style="list-style-type: none"> <li>2. Obligation Request Status (General Fund) or Budget Utilization Request Status (Grants-In-Aid) (1 original and 1 duplicate copy)</li> </ul>	<p>ITDI/Employee</p>
<ul style="list-style-type: none"> <li>3. Certified True Copy of Contract (1 photocopy)</li> </ul>	<p>ITDI/Administrative Division (ADM)/Bids and Awards Committee (BAC)/2<sup>nd</sup> Floor Metrology Building</p>
<ul style="list-style-type: none"> <li>4. Resolution (1 original copy)</li> </ul>	<p>ITDI/Employee</p>
<ul style="list-style-type: none"> <li>5. Billing (1 original copy)</li> </ul>	<p>ITDI/Employee</p>
<ul style="list-style-type: none"> <li>6. Accomplishment Report (1 original copy)</li> </ul>	<p>ITDI/Employee</p>
<p>V. Representation Expenses</p>	
<ul style="list-style-type: none"> <li>1. Disbursement Vouchers (DV) (1 original, 1 duplicate copy)</li> </ul>	<p>ITDI/Employee</p>
<ul style="list-style-type: none"> <li>2. Obligation Request Status (General Fund) or Budget Utilization Request Status (Grants-In-Aid) (1 original and 1 duplicate copy)</li> </ul>	<p>ITDI/Employee</p>
<ul style="list-style-type: none"> <li>3. Purchase Request (PR) (1 original and 1 duplicate copy)</li> </ul>	<p>Merchant</p>
<ul style="list-style-type: none"> <li>4. Official Receipt (OR) (1 original and 1 photocopy)</li> </ul>	<p>ITDI/Employee</p>
<ul style="list-style-type: none"> <li>5. Minutes of Meeting (1 original copy or 1 certified true copy)</li> </ul>	<p>ITDI/Employee</p>





<p>6. Attendance Sheet (1 original copy or 1 certified true copy)</p>	<p>ITDI/Administrative Division (ADM)/Human Resource Management Section (HR)/2<sup>nd</sup> Floor Metrology Building</p>
<p>VI. Salaries</p>	
<p>1. Disbursement Vouchers (DV) (1 original, 1 duplicate copy)</p>	<p>ITDI/Administrative Division (ADM)/Human Resource Management Section (HR)/2<sup>nd</sup> Floor Metrology Building</p>
<p>2. Payroll (1 original, 1 duplicate copy)</p>	<p>ITDI/Administrative Division (ADM)/Procurement and Property Management Section (PPMS)/2<sup>nd</sup> Floor Metrology Building</p>
<p>3. Obligation Request Status (ORS) (General Fund) or Budget Utilization Request Status (BURS) (Grants-In-Aid) (1 original and 1 duplicate copy)</p>	<p>ITDI/Employee</p>
<p>4. Daily Time Record (DTR) (1 original copy)</p>	<p>ITDI/Employee</p>
<p>5. Accomplishment Report (1 original copy)</p>	<p>ITDI/Administrative Division (ADM)/Records Section/2<sup>nd</sup> Floor Metrology Building</p>
<p>6. Certified True Copy of Contract of Services (1 photocopy)</p>	<p>ITDI/Employee</p>
<p>VII. Travelling Expenses (Local)</p>	
<p>1. Disbursement Vouchers (DV) (1 original, 1 duplicate copy)</p>	<p>ITDI/Employee</p>
<p>2. Obligation Request Status (ORS) (General Fund) or Budget Utilization Request Status (BURS) (Grants-In-Aid) (1 original and 1 duplicate copy)</p>	<p>ITDI/Employee</p>
<p>3. Travel Order (1 original)</p>	<p>ITDI/Employee</p>
<p>4. Certificate of Appearance/Attendance (1 original copy)</p>	<p>ITDI/Employee</p>
<p>5. Actual Itinerary of Travel (IOT) (1 original and 1 duplicate copy)</p>	<p>ITDI/Employee</p>
<p>6. Travel Report (1 original copy)</p>	<p>ITDI/Employee</p>
<p>7. Revised/supplemental office order or any proof supporting change of schedule, if needed (1 original copy)</p>	<p>ITDI/Employee</p>



8. Certificate of Travel Completed (1 original copy)	ITDI/Employee
9. Paper/electronic plane (if applicable) (1 original copy)	Airline/ticketing office/travel agency
10. Boat tickets (if applicable) (1 original copy)	Ferry company
11. Bus Tickets (if applicable) (1 original copy)	Bus company
12. Boarding Pass (if applicable) (1 original copy)	Airline/ticketing office/travel agency
13. Terminal Fee Receipt (if applicable) (1 original copy)	Airport
14. Reimbursement Expense Receipt, if needed (1 original copy)	ITDI/Employee
15. Justification for Taxi Fare (if applicable) (1 original copy)	ITDI/Employee
If the expense incurred for official travel exceeded the prescribed rate per day:	
16. Certification by the head of Agency as to the absolute necessity of the expenses together with the corresponding bills/receipts (if the expense incurred for official travel exceeded the prescribed rate per day) (1 original copy)	ITDI/Employee
if the travel allowances being claimed include hotel room/ lodging rate:	
17. Hotel room/lodging bills with Official Receipts (if the travel allowances being claimed include hotel room/ lodging rate) (1 original copy)	Hotel Company
VIII. Communication Expenses (Other Providers)	
1. Disbursement Vouchers (DV) (1 original, 1 duplicate copy)	ITDI/Employee
2. Obligation Request Status (ORS) (General Fund) or Budget Utilization Request Status (BURS) (Grants-In-Aid) (1 original and 1 duplicate copy)	ITDI/Employee
3. Statement of account/bill (1 original copy)	Telecommunication Company



<p>4. Certification by the agency Head that all NDD, National Operator Assisted Calls, IDD and international operator Assisted calls are official calls (1 original copy)</p>	<p>ITDI/Employee</p>
<p>IX. Utilities Expenses</p> <ol style="list-style-type: none"> <li>1. Disbursement Vouchers (DV) (1 original, 1 duplicate copy)</li> <li>2. Obligation Request Status (ORS) (General Fund) or Budget Utilization Request Status (BURS) (Grants-In-Aid) (1 original and 1 duplicate copy)</li> <li>3. Statement of account/bill (1 original copy)</li> </ol>	<p>ITDI/Employee</p> <p>ITDI/Employee</p> <p>Utility Company</p>
<p>X. Pre-payment Expenses (Multi-stage)</p> <ol style="list-style-type: none"> <li>1. Disbursement Vouchers (DV) (1 original, 1 duplicate copy)</li> <li>2. Obligation Request Status (ORS) (General Fund) or Budget Utilization Request Status (BURS) (Grants-In-Aid) (1 original and 1 duplicate copy)</li> <li>3. Quotation</li> <li>4. Quotation from Foreign supplier for conforme of the Director/Deputy Director</li> <li>5. Application to purchase foreign currency</li> </ol>	<p>ITDI/Administrative Division (ADM)/Procurement and Property Management Section (PPMS)/2nd Floor Metrology Building</p> <p>ITDI/Administrative Division (ADM)/Procurement and Property Management Section (PPMS)/2nd Floor Metrology Building</p> <p>Land Bank of the Philippines Merchant/Supplier</p> <p>ITDI/Administrative Division (ADM)/Procurement and Property Management Section (PPMS)/2nd Floor Metrology Building</p>
<p>XI. Refund of Retention Fee and Performance Bond</p> <p>A. Retention Fee (Multi-stage)</p> <ol style="list-style-type: none"> <li>1. Disbursement Vouchers (DV) (1 original, 1 duplicate copy)</li> </ol>	<p>ITDI/Administrative Division (ADM)/Procurement and Property Management Section (PPMS)/2nd Floor Metrology Building Merchant/Supplier</p>



<ul style="list-style-type: none"> <li>2. Letter of Request</li> <li>3. Copy of Disbursement Voucher</li> <li>4. Certification from the end-user that the project is completed, inspected and the equipment is in good working condition</li> </ul>	<p>ITDI/Administrative Division (ADM)/Procurement and Property Management Section (PPMS)/2nd Floor Metrology Building ITDI/Employee/End-user ITDI/Administrative Division (ADM)/Procurement and Property Management Section (PPMS)/2nd Floor Metrology Building</p>
<ul style="list-style-type: none"> <li>B. Performance Bond           <ul style="list-style-type: none"> <li>1. Disbursement Vouchers (DV) (1 original, 1 duplicate copy)</li> <li>2. Letter of Request</li> <li>3. Official Receipt</li> </ul> </li> </ul>	<p>Supplier Supplier ITDI/Employee</p>
<ul style="list-style-type: none"> <li>XII. Training Expenses           <ul style="list-style-type: none"> <li>1. Disbursement Vouchers (DV) (1 original, 1 duplicate copy)</li> <li>2. Obligation Request Status (ORS) (General Fund) or Budget Utilization Request Status (BURS) (Grants-In-Aid) (1 original and 1 duplicate copy)</li> <li>3. Special Order</li> <li>4. Certificate of Attendance</li> <li>5. Official Receipt</li> </ul> </li> </ul>	<p>ITDI/Employee ITDI/Employee ITDI/Employee ITDI/Employee ITDI/Employee</p>
<ul style="list-style-type: none"> <li>XIII. Publication Expenses           <ul style="list-style-type: none"> <li>1. Disbursement Vouchers (DV) (1 original, 1 duplicate copy)</li> <li>2. Obligation Request Status (ORS) (General Fund) or Budget Utilization Request Status (BURS) (Grants-In-Aid) (1 original and 1 duplicate copy)</li> <li>3. Official Receipt</li> <li>4. Proof of publication</li> </ul> </li> </ul>	<p>ITDI/Employee ITDI/Employee Publishing Company ITDI/Employee</p>



<p>XIV. Taxes, Duties and Licenses</p> <ol style="list-style-type: none"> <li>1. Disbursement Vouchers (DV) (1 original, 1 duplicate copy)</li> <li>2. Obligation Request Status (ORS) (General Fund) or Budget Utilization Request Status (BURS) (Grants-In-Aid) (1 original and 1 duplicate copy)</li> <li>3. Billing</li> </ol>	<p>ITDI/Employee</p> <p>ITDI/Employee</p> <p>Merchant</p>
<p>XV. Advertising Expenses</p> <ol style="list-style-type: none"> <li>1. Disbursement Vouchers (DV) (1 original, 1 duplicate copy)</li> <li>2. Obligation Request Status (ORS) (General Fund) or Budget Utilization Request Status (BURS) (Grants-In-Aid) (1 original and 1 duplicate copy)</li> <li>3. Official Receipt</li> <li>4. Proof of the advertisement</li> <li>5. Content for advertisement</li> <li>6. Purchase Request and Canvass (supplies)</li> </ol>	<p>ITDI/Employee</p> <p>ITDI/Employee</p> <p>Advertising Company</p> <p>ITDI/Employee</p> <p>ITDI/Employee</p> <p>ITDI/Employee</p>
<p>XVI. General Services (Janitorial and Security)</p> <ol style="list-style-type: none"> <li>1. Disbursement Vouchers (DV) (1 original, 1 duplicate copy)</li> <li>2. Obligation Request Status (ORS) (General Fund) or Budget Utilization Request Status (BURS) (Grants-In-Aid) (1 original and 1 duplicate copy)</li> <li>3. Authenticated Photocopy of the approved APP and any amendments thereto</li> <li>4. Approved contract</li> <li>5. Copy of advertisement of invitation to bid</li> </ol>	<p>ITDI/Finance and Management Division (FMD)/Budget Section (PPMS)/2nd Floor Metrology Building</p> <p>ITDI/Finance and Management Division (FMD)/Budget Section (PPMS)/2nd Floor Metrology Building</p> <p>ITDI/Administrative Division (ADM)/Procurement and Property Management Section (PPMS)/2nd Floor Metrology Building</p> <p>ITDI/Administrative Division (ADM)/Procurement and Property Management Section (PPMS)/2nd Floor Metrology Building</p> <p>ITDI/Administrative Division (ADM)/Bids and Awards Committee (BAC)/2nd Floor Metrology Building</p>



<p>6. Documentary requirement under Section 24.1 and 25.2c for consulting services of the revised IRR of R.A. 9184</p> <p>7. Minutes of pre-procurement conferences for projects costing above ₱1M and above for consulting services</p> <p>8. Bid Evaluation Report</p> <p>9. Ranking of Shortlisted bidders</p> <p>10. Post-qualification evaluation report</p> <p>11. Printout copy of posting of Notice of Award, notice to proceed contract of award in the Philgeps</p> <p>12. Evidence of invitation of 3 observers in all stages of the procurement process pursuant to Section 13.1 of Revised IRR of RA 9184</p>	<p>ITDI/Administrative Division (ADM)/Bids and Awards Committee (BAC)/2nd Floor Metrology Building</p> <p>ITDI/Administrative Division (ADM)/Bids and Awards Committee (BAC)/2nd Floor Metrology Building</p> <p>ITDI/Administrative Division (ADM)/Bids and Awards Committee (BAC)/2nd Floor Metrology Building</p> <p>ITDI/Administrative Division (ADM)/Bids and Awards Committee (BAC)/2nd Floor Metrology Building</p> <p>ITDI/Administrative Division (ADM)/Bids and Awards Committee (BAC)/2nd Floor Metrology Building</p> <p>ITDI/Administrative Division (ADM)/Bids and Awards Committee (BAC)/2nd Floor Metrology Building</p> <p>ITDI/Administrative Division (ADM)/Bids and Awards Committee (BAC)/2nd Floor Metrology Building</p>
<p>XVII. Insurance Expenses (Vehicle and Building)</p> <p>1. Disbursement Vouchers (DV) (1 original, 1 duplicate copy)</p> <p>2. Obligation Request Status (ORS) (General Fund) or Budget Utilization Request Status (BURS) (Grants-In-Aid) (1 original and 1 duplicate copy)</p> <p>3. Billing Statement</p> <p>4. List of items insured</p>	<p>ITDI/Administrative Division (ADM)/Procurement and Property Management Section (PPMS)/2nd Floor Metrology Building</p> <p>ITDI/Administrative Division (ADM)/Procurement and Property Management Section (PPMS)/2nd Floor Metrology Building</p> <p>GSIS</p> <p>ITDI/Administrative Division (ADM)/Procurement and Property Management Section (PPMS)/2nd Floor Metrology Building</p>
<p>XVIII. Fidelity Bond</p> <p>1. Disbursement Vouchers (DV) (1 original, 1 duplicate copy)</p>	<p>ITDI/Finance and Management Division (FMD)/Budget Section (PPMS)/2nd Floor Metrology Building</p>



<ol style="list-style-type: none"> <li>2. Obligation Request Status (ORS) (General Fund) or Budget Utilization Request Status (BURS) (Grants-In-Aid) (1 original and 1 duplicate copy)</li> <li>3. Application for Bond for submission to Bureau of Treasury</li> <li>4. Certificate of no pending administrative case</li> <li>5. Approved Letter of Authority to hold Cash Advance</li> </ol>	<p>ITDI/Finance and Management Division (FMD)/Budget Section (PPMS)/2nd Floor Metrology Building</p> <p>ITDI/Finance and Management Division (FMD)/Budget Section (PPMS)/2nd Floor Metrology Building Special Disbursing Officer Special Disbursing Officer</p>
<p>XIX. Rental Expenses</p>	
<ol style="list-style-type: none"> <li>1. Disbursement Vouchers (DV) (1 original, 1 duplicate copy)</li> <li>2. Obligation Request Status (ORS) (General Fund) or Budget Utilization Request Status (BURS) (Grants-In-Aid) (1 original and 1 duplicate copy)</li> <li>3. Rental Contract</li> </ol>	<p>ITDI/Administrative Division (ADM)/Procurement and Property Management Section (PPMS)/2nd Floor Metrology Building</p> <p>ITDI/Administrative Division (ADM)/Procurement and Property Management Section (PPMS)/2nd Floor Metrology Building</p>
<ol style="list-style-type: none"> <li>4. Monthly Report or Billing</li> </ol>	<p>ITDI/Administrative Division (ADM)/Procurement and Property Management Section (PPMS)/2nd Floor Metrology Building Copier Company</p>
<p>XX. Minor Repair and Maintenance of Building and Equipment</p>	
<ol style="list-style-type: none"> <li>1. Disbursement Vouchers (DV) (1 original, 1 duplicate copy)</li> </ol>	<p>ITDI/Employee</p>
<ol style="list-style-type: none"> <li>2. Obligation Request Status (General Fund) or Budget Utilization Request Status (Grants-In-Aid) (1 original and 1 duplicate copy)</li> </ol>	<p>ITDI/Employee</p>
<ol style="list-style-type: none"> <li>3. Purchase Request (PR) (1 original and 1 duplicate copy)</li> </ol>	<p>ITDI/Employee</p>
<ol style="list-style-type: none"> <li>4. Official Receipt (OR) (1 original and 1 photocopy)</li> </ol>	<p>Supplier</p>
<ol style="list-style-type: none"> <li>5. Pre-inspection Report (1 original copy)</li> </ol>	<p>ITDI/Employee</p>
<ol style="list-style-type: none"> <li>6. Post-inspection Report (1 original copy)</li> </ol>	<p>ITDI/Employee</p>
<ol style="list-style-type: none"> <li>7. Approved Canvass (1 original copy)</li> </ol>	<p>ITDI/Employee</p>
<ol style="list-style-type: none"> <li>8. Waste Material Report (if applicable) (1 original copy)</li> </ol>	<p>ITDI/Employee</p>



CLIENT STEPS	AGENCY ACTION	FEES TO BE PAID	PROCESSING TIME	PERSON RESPONSIBLE
1. Submit Signed Disbursement Voucher	1.1 Receive, record and assign control number of Disbursement Voucher	None	2 hours	<i>Administrative Aide II</i> Office of the Chief, FMD, Metrology Building
	1.2 Prepare and assign control number of Obligation Request Status for General Fund	None	4 hours	<i>Administrative Officer IV</i> Budget Section, FMD, Metrology Building
	1.3 Approve/ Certify Allotment and Obligation for General Fund	None	3 hours	<i>Administrative Officer V</i> Budget Section, FMD, Metrology Building
	1.4 Check, review and pre-audit the documents	None	1 day	<i>Administrative Assistant V</i> (Regular Fund) or <i>Project Accountant</i> (Trust Fund), Accounting Section, FMD, Metrology Building
	1.5 Control and Monitor Cash availability	None	2 hours	<i>Administrative Assistant V</i> (Regular Fund) and <i>Project Assistant III</i> (Trust Fund), Accounting Section, FMD, Metrology Building
	1.6 Final review of supporting documents and certify availability of funds	None	1 day	<i>Accountant II or</i> <i>Accountant IV</i> Accounting Section, FMD, Metrology Building





	1.6.1 Preparation of Tax Certificate	None	2 hours	<i>Administrative Assistant II or SRS I, Accounting Section/FMD, Metrology Building</i>
	1.6.2 Sign of Certificate of Tax	None	2 hours	<i>Accountant II Accounting Section, FMD, Metrology Building</i>
	1.7 Secure one copy of Disbursement Voucher/ Obligation Request Status/ Property Acknowledgement Receipt/ Inventory Custodian Slip	None	1 hour	<i>Administrative Assistant II or Administrative Assistant V Accounting Section, FMD, Metrology Building</i>
	1.8 Release of disbursement voucher to Office of the Director/Office of the Deputy Director for approval	None	1 hour	<i>Administrative Aide II Budget Section, FMD, Metrology Building</i>
<b>TOTAL:</b>		<b>None</b>	<b>5 days</b>	



**C. For payment of incentives, terminal leave benefits, repair and maintenance expenses, travelling expenses (foreign), replenishment of cash advance and membership dues and contributions, infrastructure and procurement through public bidding (supplies and materials, equipment and motor vehicle)**

<b>Office or Division:</b>	Finance and Management Division (FMD)	
<b>Classification:</b>	Highly Technical	
<b>Type of Transaction:</b>	G2C-Government to Citizen, G2B-Government to Business, G2G-Government to Government	
<b>Who may avail:</b>	All	
	<b>CHECKLIST OF REQUIREMENTS</b>	<b>WHERE TO SECURE</b>
	<p>I. Incentives/Honorarium</p> <ol style="list-style-type: none"> <li>1. Disbursement Vouchers (1 original and 1 duplicate copy)</li> <li>2. Budget Utilization Request Status (Grants-In-Aid) (1 original and 1 duplicate copy)</li> <li>3. Authority to collect honoraria (1 original copy)</li> <li>4. Schedule of actual man hours rendered for the project duly certified by the Human Resource Management Section (1 original copy)</li> <li>5. Chronolog print out (1 photocopy)</li> <li>6. Approved Request for overtime for Man hours rendered beyond regular working hours (1 original copy)</li> <li>7. Project Line Item Budget (1 photocopy)</li> <li>8. Office order (1 original copy)</li> </ol>	<p>ITDI/Administrative Division (ADM)/Human Resource Management Section (HR)/2<sup>nd</sup> Floor Metrology Building</p> <p>ITDI/Administrative Division (ADM)/Human Resource Management Section (HR)/2<sup>nd</sup> Floor Metrology Building</p> <p>ITDI/Administrative Division (ADM)/Human Resource Management Section (HR)/2<sup>nd</sup> Floor Metrology Building</p> <p>ITDI/Administrative Division (ADM)/Human Resource Management Section (HR)/2<sup>nd</sup> Floor Metrology Building</p> <p>ITDI/Administrative Division (ADM)/Human Resource Management Section (HR)/2<sup>nd</sup> Floor Metrology Building</p> <p>ITDI/Administrative Division (ADM)/Human Resource Management Section (HR)/2<sup>nd</sup> Floor Metrology Building</p> <p>ITDI/Administrative Division (ADM)/Human Resource Management Section (HR)/2<sup>nd</sup> Floor Metrology Building</p> <p>ITDI/Project Leader</p> <p>ITDI/Administrative Division (ADM)/Human Resource Management Section (HR)/2<sup>nd</sup> Floor Metrology Building</p>



<p>9. Certification that work rendered is a part of normal workload (1 original copy)</p> <p>10. Plan/Program of activities (1 photocopy)</p> <p>11. Accomplishment report/certificate of completion of programmed activities (1 original copy)</p> <p>12. Certificate of acceptance by the Agency Head of the deliverables/project output (1 original copy)</p> <p>13. Certificate of Honoraria received (1 original copy)</p>	<p>ITDI/Administrative Division (ADM)/Human Resource Management Section (HR)/2<sup>nd</sup> Floor Metrology Building</p> <p>ITDI/Employee</p> <p>ITDI/Employee</p> <p>ITDI/Employee</p> <p>ITDI/Employee/Monitoring Agency</p>
<p>II. Other Allowances and Bonuses</p>	
<p>D. Terminal Leave Benefit (Multi-stage)</p>	
<p>6. Disbursement Vouchers (DV) (1 original, 1 duplicate copy)</p>	<p>ITDI/Financial Management Division (FMD)/Budget Section/2nd Floor Metrology</p>
<p>7. Obligation Request Status (ORS) (1 original and 1 duplicate copy)</p>	<p>ITDI/Financial Management Division (FMD)/Budget Section/2nd Floor Metrology</p>
<p>8. Clearance from money, property and legal accountabilities (1 original copy)</p>	<p>ITDI/Employee</p>
<p>9. Leave card as of the last date of service duly audited by HR and COA or Certificate of leave credits issued by HR (1 certified photocopy or 1 original copy)</p>	<p>ITDI/Administrative Division (ADM)/Human Resource Management Section (HR)/2nd Floor Metrology Building</p>
<p>10. Approved leave application</p>	<p>ITDI/Employee</p>
<p>11. Service Record</p>	<p>ITDI/Employee</p>
<p>12. Statement of Assets and Liabilities and Net Worth</p>	<p>ITDI/Employee</p>
<p>13. Computation of terminal leave benefits duly signed by/certified by accountant</p>	<p>ITDI/Financial Management Division (FMD)/Budget Section/2nd Floor Metrology</p>
<p>14. Affidavit of the applicant that there is no pending criminal investigation or prosecution against him/her (Anti Graft RA# 3019)</p>	<p>ITDI/Employee</p>



<p>III. Repair and Maintenance (repair and maintenance for Buildings and Equipment)</p> <ol style="list-style-type: none"> <li>1. Disbursement Vouchers (DV) (1 original, 1 duplicate copy)</li> <li>2. Obligation Request Status (General Fund) or Budget Utilization Request Status (Grants-In-Aid) (1 original and 1 duplicate copy)</li> <li>3. Purchase Request (PR) (1 original and 1 duplicate copy)</li> <li>4. Official Receipt (OR) (1 original and 1 photocopy)</li> <li>5. Pre-inspection Report (1 original copy)</li> <li>6. Post-inspection Report (1 original copy)</li> <li>7. Approved Abstract of Canvass (1 original copy)</li> <li>8. Waste Material Report (if applicable) (1 original copy)</li> </ol> <p>IV. Travelling Expenses (Foreign-Multi-stage)</p> <ol style="list-style-type: none"> <li>1. Disbursement Vouchers (DV) (1 original, 1 duplicate copy)</li> <li>2. Obligation Request Status (ORS) (General Fund) or Budget Utilization Request Status (BURS) (Grants-In-Aid) (1 original and 1 duplicate copy)</li> <li>3. Certificate of appearance/attendance for training/ seminar/participation (1 original copy)</li> <li>4. Certificate of travel Completed (1 original copy)</li> <li>5. Office Order/ travel order approved by the Dept. Secretary (1 original copy)</li> <li>6. Revised/supplemental office order or any proof supporting change of schedule, if needed (1 original copy)</li> </ol>	<p>ITDI/Administrative Division (ADM)/Procurement and Property Management Section (PPMS)/2nd Floor Metrology Building ITDI/Administrative Division (ADM)/Procurement and Property Management Section (PPMS)/2nd Floor Metrology Building</p> <p>ITDI/End-user/Employee</p> <p>Merchant ITDI/End-user/Employee ITDI/End-user/Employee ITDI/Administrative Division (ADM)/Bids and Awards Committee (BAC)/2<sup>nd</sup> Floor Metrology Building ITDI/Administrative Division (ADM)/Procurement and Property Management Section (PPMS)/2<sup>nd</sup> Floor Metrology Building</p> <p>ITDI/Employee</p> <p>ITDI/Employee</p> <p>Seminar/training attended</p> <p>ITDI/Employee ITDI/Employee</p> <p>ITDI/Employee</p>
--	--



<p>7. Actual Itinerary of Travel (1 original and 1 duplicate copy)</p> <p>8. Letter of invitation (1 photocopy)</p> <p>9. Flight itinerary (1 original copy)</p> <p>10. Rate of Foreign Travel per diem (1 photocopy)</p> <p>11. Document to show the dollar to peso exchange rate (1 photocopy)</p> <p>12. Narrative report of trip undertaken/ Report of participation (1 original copy)</p> <p>13. Official Receipt in case of excess of refund of excess cash advance (1 original copy)</p> <p>14. Paper/electronic plane ticket (1 original copy)</p> <p>15. Boat tickets (1 original copy)</p> <p>16. Bus tickets (1 original copy)</p> <p>17. Boarding pass (1 original copy)</p> <p>18. Terminal fee receipt (1 original copy)</p> <p>19. Reimbursement Expense Receipt, if needed (1 original copy)</p> <p>20. Justification for Taxi Fare (1 original copy)</p> <p>21. Stamped Passport (1 photocopy)</p> <p>In case of seminar or training:</p> <p>22. Invitation addressed to the Agency inviting participants (issued by the foreign country) (1 photocopy)</p> <p>23. Acceptance of the nominee/s as participants (issued by the foreign country) (1 photocopy)</p> <p>24. Program agenda and logistics information (1 photocopy)</p> <p>If actual travel expense is in excess of the prescribe rate under E.O. No. 248:</p>	<p>ITDI/Employee</p> <p>Host/sponsoring country/agency/ organization</p> <p>Airline/ticketing office/ travel agency</p> <p>United Nations Development Programme (UNDP) rate of DSA for the country of destination (<a href="http://www.undp.org.ph/">http://www.undp.org.ph/</a>)</p> <p>Bangko Sentral ng Pilipinas (BSP)</p> <p>ITDI/Employee</p> <p>ITDI/Administrative Division (ADM)/Cashier Section/2<sup>nd</sup> Floor</p> <p>Metrology Building</p> <p>Airline/ticketing office/travel agency</p> <p>Ferry company</p> <p>Bus company</p> <p>Airline/ticketing office/travel agency</p> <p>Airport</p> <p>ITDI/Employee</p> <p>ITDI/Employee</p> <p>Immigration</p> <p>Host/sponsoring country/agency/ organization</p> <p>Host/sponsoring country/agency/ organization</p> <p>Host/sponsoring country/agency/ organization</p>
--	--



25. Bills/receipts for non-commutable representation expense approved by the President under sec. 13 of E.O No. 248 (1 original copy)	ITDI/Employee
26. Approval by the President (1 original copy)	ITDI/Employee
27. Certification by the head of Agency that it is absolute necessary (1 original copy)	ITDI/Employee
28. Hotel room/lodging bills with Official receipts (1 original copy)	Hotel Company
<b>V. Replenishment of Cash Advance</b>	
1. Disbursement Vouchers (DV) (1 original, 1 duplicate copy)	ITDI/Special Disbursing Officer
2. Obligation Request Status (ORS) (General Fund) or Budget Utilization Request Status (BURS) (Grants-In-Aid) (1 original and 1 duplicate copy)	ITDI/Special Disbursing Officer
3. Report on Paid Petty Cash Vouchers	ITDI/Special Disbursing Officer
4. Petty Cash Fund Record	ITDI/Special Disbursing Officer
5. Petty Cash Voucher	ITDI/Special Disbursing Officer
6. Summary of Expenses	ITDI/Special Disbursing Officer
7. Purchase Request	ITDI/Employee
8. Inspection Report	ITDI/Employee
9. Inventory Custodian Slip	ITDI/Employee
10. Official Receipt	Merchant/Supplier
11. Abstract of Canvass	ITDI/Employee
<b>VI. Membership Dues and Contributions (Multi-stage)</b>	
1. Disbursement Vouchers (DV) (1 original, 1 duplicate copy)	ITDI/Employee
2. Obligation Request Status (ORS) (General Fund) or Budget Utilization Request Status (BURS) (Grants-In-Aid) (1 original and 1 duplicate copy)	ITDI/Employee



<ol style="list-style-type: none"> <li>3. Application for membership for organizations (local and foreign)</li> <li>4. Invoice (local)</li> <li>5. Credit Card Statement of Account (foreign)</li> <li>6. Proof of acceptance of payment (foreign)</li> </ol>	<p>ITDI/Employee</p> <p>Association/Organization Credit Card Company Credit Card Company</p>
<p>VII. Infrastructure</p>	
<p>A. Mobilization Fee</p>	
<ol style="list-style-type: none"> <li>1. Disbursement Vouchers (1 original and 1 duplicate copy)</li> </ol>	<p>ITDI/Finance and Management Division (FMD)/Budget Section (BS)/2nd Floor Metrology Building</p>
<ol style="list-style-type: none"> <li>2. Irrevocable standby letter of credit/security bond/bank guarantee (1 original copy)</li> </ol>	<p>Contractor/Supplier</p>
<ol style="list-style-type: none"> <li>3. Letter of Request for payment (1 original copy)</li> </ol>	<p>Contractor/Supplier</p>
<p>B. Progress Billing</p>	
<ol style="list-style-type: none"> <li>1. Disbursement Vouchers (1 original and 1 duplicate copy)</li> </ol>	<p>ITDI/Finance and Management Division (FMD)/Budget Section (BS)/2nd Floor Metrology Building</p>
<ol style="list-style-type: none"> <li>2. Statement of work accomplishment/ progress billing (1 original copy)</li> </ol>	<p>Contractor/Supplier</p>
<ol style="list-style-type: none"> <li>3. Inspection report by the Agency authorized engineer (1 original copy)</li> </ol>	<p>ITDI/Infrastructure Committee/Inspector</p>
<ol style="list-style-type: none"> <li>4. Letter request for advance/progress/final payment (1 original copy)</li> </ol>	<p>Contractor/Supplier</p>
<ol style="list-style-type: none"> <li>5. Affidavit on payment of laborers and material (1 original copy)</li> </ol>	<p>Contractor/Supplier</p>
<ol style="list-style-type: none"> <li>6. Pictures before, during and after construction of embedded items (1 original copy)</li> </ol>	<p>Contractor/Supplier</p>
<ol style="list-style-type: none"> <li>7. Photocopy of vouchers of all previous payments</li> </ol>	<p>ITDI/Finance and Management Division (FMD)/Budget Section (BS)/2nd Floor Metrology Building</p>



<p>C. Final Payment</p> <ol style="list-style-type: none"> <li>1. Disbursement Vouchers (1 original and 1 duplicate copy)</li> <li>2. Statement of work accomplishment/ progress billing (1 original copy)</li> <li>3. Inspection report by the Agency authorized engineer (1 original copy)</li> <li>4. Letter request for advance/progress/final payment (1 original copy)</li> <li>5. Affidavit on payment of laborers and material (1 original copy)</li> <li>6. Pictures before, during and after construction of embedded items (1 original copy)</li> <li>7. Photocopy of vouchers of all previous payments</li> <li>8. Certificate of completion (1 original copy)</li> <li>9. As Built Plans (1 original copy)</li> <li>10. Warranty Security (1 original copy)</li> <li>11. Clearance from the Provincial Treasurer that the corresponding sand and gravel fees have been paid (1 original copy)</li> <li>12. Copy of turn over documents/transfer of project and possibilities included in the contract to concerned agency (1 original copy)</li> </ol>	<p>ITDI/Finance and Management Division (FMD)/Budget Section (BS)/2nd Floor Metrology Building Contractor/Supplier ITDI/Infrastructure Committee/Inspector</p> <p>Contractor/Supplier</p> <p>Contractor/Supplier</p> <p>Contractor/Supplier</p> <p>ITDI/Finance and Management Division (FMD)/Budget Section (BS)/2nd Floor Metrology Building Contractor/Supplier Contractor/Supplier Contractor/Supplier Provincial Treasurer Contractor/Supplier</p> <p>ITDI/Finance and Management Division (FMD)/Budget Section (BS)/2nd Floor Metrology Building</p>
<p>D. Variation Order/Change Order/Extra Work Order</p> <ol style="list-style-type: none"> <li>1. Disbursement Vouchers (1 original and 1 duplicate copy)</li> <li>2. Copy of approved change order (CO)/extra work order (EWO) (1 original copy)</li> <li>3. Copy of the approved original plans indicating the affected portions of the project and duly revised plans and specifications (1 original copy)</li> </ol>	<p>Contractor/Supplier</p> <p>Contractor/Supplier</p> <p>ITDI/Infrastructure Committee</p>





<p>4. Copy of the Agency's report establishing the necessity/justification for the need of such CO and/or EWO which shall include the computations of the quantities of the additional work, the date and result of inspection conducted, the detailed estimates (1 original copy)</p> <p>5. Copy of the approved/revised PERT/CPM (1 original copy)</p> <p>6. Copy of the approved detailed breakdown of contract cost for the variation order. (1 original copy)</p> <p>7. Copy of COA Technical Evaluation Report for the original contract and/or Copy of COA Technical Evaluation Report for the previously approved variation orders (1 original copy)</p> <p>8. Additional performance security in the prescribed form and amount variation order exceeds 10% of the original cost (1 original copy)</p> <p>9. Such other documents Peculiar to the contract and/or to the mode of procurement and considered necessary in the audit review and in the technical evaluation thereof (1 original copy)</p> <p>II. Procurement through Public Bidding (Supplies and Materials, Equipment and Motor Vehicle)</p> <p>1. Disbursement Vouchers (1 original and 1 duplicate copy)</p> <p>2. Approved Contract supported by the following documents:</p> <p>a. Invitation to apply for eligibility to bid (1 original copy)</p> <p>b. Letter of intent (1 original copy)</p> <p>c. Results of eligibility check/screening (1 original copy)</p>	<p>ITDI/Infrastructure Committee</p> <p>Contractor/Supplier</p> <p>ITDI/Commission on Audit</p> <p>Contractor/Supplier</p> <p>Contractor/Supplier</p> <p>ITDI/Administrative Division (ADM)/Procurement and Property Management Section (PPMS)/2nd Floor Metrology Building</p> <p>ITDI/Administrative Division (ADM)/Bids and Awards Committee (BAC)/2nd Floor Metrology Building</p> <p>Supplier Supplier ITDI/Administrative Division (ADM)/Bids and Awards Committee (BAC)/2nd Floor Metrology Building</p>
---	---



<p>d. Bidding documents enumerated under Section 17.1 of the revised IRR of RA 9184 (Complete set of approved plans/drawing and technical specification (1 original copy)</p> <p>e. Minutes of Pre-Bid conference (ABC is P1M and above) (1 original copy)</p> <p>f. Agenda and/or bulletins, if any (1 original copy)</p> <p>g. Bidders Technical and Technical proposals (1 original copy)</p> <p>h. Minutes of Bid opening (1 original copy)</p> <p>i. Abstract of Bids (1 original copy)</p> <p>j. Post qualification report of TWG (1 original copy)</p> <p>k. BAC resolution declaring winning bidder (1 original copy)</p> <p>l. Notice of post qualification (1 original copy)</p> <p>m. BAC resolution recommending approval and approval by the head of the procuring Entity of the Resolution of the BAC recommending award of contract. (1 original copy)</p> <p>n. Notice of Award (1 original copy)</p> <p>o. Performance security (1 original copy)</p> <p>p. Program of work and detailed estimates (1 original copy)</p> <p>q. Notice to proceed, indicating date of receipt by the contractor (1 original copy)</p> <p>r. Detailed breakdown of ABC (1 original copy)</p> <p>s. Copy of approved PERT/CPM Network Diagram and detailed computations of contract time (1 original copy)</p>	<p>ITDI/Administrative Division (ADM)/Bids and Awards Committee (BAC)/2nd Floor Metrology Building</p> <p>ITDI/Administrative Division (ADM)/Bids and Awards Committee (BAC)/2nd Floor Metrology Building</p> <p>ITDI/Administrative Division (ADM)/Bids and Awards Committee (BAC)/2nd Floor Metrology Building</p> <p>Merchant/Supplier</p> <p>ITDI/Administrative Division (ADM)/Bids and Awards Committee (BAC)/2nd Floor Metrology Building</p> <p>ITDI/Administrative Division (ADM)/Bids and Awards Committee (BAC)/2nd Floor Metrology Building</p> <p>ITDI/Administrative Division (ADM)/Bids and Awards Committee (BAC)/2nd Floor Metrology Building</p> <p>ITDI/Technical Working Group</p> <p>ITDI/Administrative Division (ADM)/Bids and Awards Committee (BAC)/2nd Floor Metrology Building</p> <p>ITDI/Administrative Division (ADM)/Bids and Awards Committee (BAC)/2nd Floor Metrology Building</p> <p>ITDI/Administrative Division (ADM)/Bids and Awards Committee (BAC)/2nd Floor Metrology Building</p> <p>ITDI/Administrative Division (ADM)/Bids and Awards Committee (BAC)/2nd Floor Metrology Building</p> <p>Supplier</p> <p>ITDI/Administrative Division (ADM)/ Bids and Awards Committee (BAC)/ 2nd Floor Metrology Building</p> <p>ITDI/Administrative Division (ADM)/Bids and Awards Committee (BAC)/2nd Floor Metrology Building</p>
--	--



<p>t. Detailed breakdown of the contract cost (1 original copy)</p> <p>3. Copy of Advertisement of invitation to bid (1 original copy)</p> <p>4. Documentary requirements under Section 23.1 and 25.A for goods and Sec. 24.1 and 25.2c for consulting services of the revised IRR of R.A 9184 (1 original copy)</p> <p>5. Minutes of pre-procurement conference for projects costing above P5M for infrastructure, P2M and above for goods and P1M and above for consulting services (1 original copy)</p> <p>6. Bid Evaluation Report (1 original copy)</p> <p>7. Ranking of Shortlisted bidders (1 original copy)</p> <p>8. Post qualification evaluation report (1 original copy)</p> <p>9. Printout copy of posting of Notice of Award, notice to proceed contract of award in the PhilGeps (1 original copy)</p> <p>10. Evidence of invitation of 3 observers in all stages of the procurement process pursuant to section 13.1 of Revised IRR of RA 9184 (1 original copy)</p> <p>11. Request for the purchase or requisition of supplies, materials duly approved by proper authorities. (1 original copy)</p> <p>12. Certificate of Exclusive Distributorship, if applicable (1 original copy)</p> <p>13. Samples, and brochures/photographs, if applicable (1 original copy)</p>	<p>Supplier</p> <p>Supplier</p> <p>ITDI/Administrative Division (ADM)/Bids and Awards Committee (BAC)/2nd Floor Metrology Building</p> <p>ITDI/Administrative Division (ADM)/Bids and Awards Committee (BAC)/2nd Floor Metrology Building</p> <p>ITDI/Administrative Division (ADM)/Bids and Awards Committee (BAC)/2nd Floor Metrology Building</p> <p>ITDI/Administrative Division (ADM)/Bids and Awards Committee (BAC)/2nd Floor Metrology Building</p> <p>ITDI/Administrative Division (ADM)/Bids and Awards Committee (BAC)/2nd Floor Metrology Building</p> <p>ITDI/Administrative Division (ADM)/Bids and Awards Committee (BAC)/2nd Floor Metrology Building</p> <p>ITDI/Administrative Division (ADM)/Bids and Awards Committee (BAC)/2nd Floor Metrology Building</p> <p>ITDI/Employee/End-user</p> <p>Supplier</p>
--	--



<p>14. Original Copy of dealers/suppliers invoices showing the quantity, description of the articles, unit and total value duly signed by the proper agency official of items delivered.</p> <p>15. Results of test analysis, if applicable (1 original copy)</p> <p>16. Tax receipts from BOC/BIR indicating exact specification and/or serial number of the equipment procured (1 original copy)</p> <p>For Motor Vehicle:</p> <p>17. Authority to purchase from the head of the agency and DBM Secretary or OP (1 original copy)</p> <p>For imported goods:</p> <p>18. Consular invoice/proforma invoice of the foreign supplier with corresponding details (1 original copy)</p> <p>19. Home consumption value of the items (1 original copy)</p> <p>20. Breakdown of the expense incurred in the importation (1 original copy)</p> <p>For goods:</p> <p>21. Inspection and Acceptance Report (1 original and 1 duplicate copy)</p> <p>For equipment:</p> <p>22. Property Acknowledgement Receipt (1 original and 1 duplicate copy)</p> <p>23. Warranty Security (1 original copy)</p> <p>24. Official Receipt (1 original copy)</p>	<p>Supplier</p> <p>Supplier</p> <p>Supplier</p> <p>ITDI/Director/Department of Budget and Management Secretary/Office of the President</p> <p>Foreign supplier</p> <p>ITDI/Administrative Division (ADM)/Procurement and Property Management Section (PPMS)/2nd Floor Metrology Building</p> <p>ITDI/Administrative Division (ADM)/Procurement and Property Management Section (PPMS)/2nd Floor Metrology Building</p> <p>ITDI/Administrative Division (ADM)/Procurement and Property Management Section (PPMS)/2nd Floor Metrology Building</p> <p>ITDI/Administrative Division (ADM)/Procurement and Property Management Section (PPMS)/2nd Floor Metrology Building</p> <p>Supplier</p> <p>Supplier</p>
--	--



CLIENT STEPS	AGENCY ACTION	FEES TO BE PAID	PROCESSING TIME	PERSON RESPONSIBLE
1. Submit Signed Disbursement Voucher	1.1 Receive, record and assign control number of Disbursement Voucher	None	3 hours	<i>Administrative Aide II</i> Office of the Chief, FMD, Metrology Building
	1.2 Prepare and assign control number of Obligation Request Status for General Fund	None	6 hours	<i>Administrative Officer IV</i> Budget Section, FMD, Metrology Building
	1.3 Approve/ Certify Allotment and Obligation for General Fund	None	6 hours	<i>Administrative Officer V</i> Budget Section, FMD, Metrology Building
	1.4 Check, review and pre-audit the documents	None	3 days	<i>Administrative Assistant V</i> (Regular Fund) or <i>Project Accountant</i> (Trust Fund), Accounting Section, FMD, Metrology Building
	1.5 Control and Monitor Cash availability	None	6 hours	<i>Administrative Assistant V</i> (Regular Fund) and <i>Project Assistant III</i> (Trust Fund), Accounting Section, FMD, Metrology Building
	1.6 Final review of supporting documents and certify availability of funds	None	3 days	<i>Administrative Officer IV</i> or <i>Accountant II</i> or <i>Accountant IV</i> Accounting Section, FMD, Metrology Building



	1.6.1 Preparation of Tax Certificate	None	4 hours	<i>Administrative Assistant II or SRS I, Accounting Section/FMD, Metrology Building</i>
	1.6.2 Sign of Certificate of Tax	None	4 hours	<i>Administrative Officer IV or Accountant II Accounting Section, FMD, Metrology Building</i>
	1.7 Secure one copy of Disbursement Voucher/ Obligation Request Status/ Property Acknowledgement Receipt/ Inventory Custodian Slip	None	2 hours	<i>Administrative Assistant II or Administrative Assistant V Accounting Section, FMD, Metrology Building</i>
	1.8 Release of disbursement voucher to Office of the Director/Office of the Deputy Director for approval	None	1 hour	<i>Administrative Aide II Budget Section, FMD, Metrology Building</i>
	<b>TOTAL:</b>	<b>None</b>	<b>10 days</b>	



### 3. Processing of Statement of Account

Document issued to ITDI's client with outstanding accounts as per technical service request or Memorandum of Agreement. It is also being issued upon request of the client when availing ITDI services for the purpose of payment preparation.

<b>Office or Division:</b>	Finance and Management Division (FMD)	
<b>Classification:</b>	Simple	
<b>Type of Transaction:</b>	G2C-Government to Citizen, G2G-Government to Government, G2B-Government to Business	
<b>Who may avail:</b>	All	
	<b>CHECKLIST OF REQUIREMENTS</b>	<b>WHERE TO SECURE</b>
	1. Technical Service Request (1 original, 1 duplicate copy)	ITDI/Standards Testing Division (STD) or National Metrology Division (NMD) or Packaging Technology Division (PTD) or Materials Science Division (MSD) or Food Processing Division (FPD) or Chemicals and Energy Division (CED) or Environmental and Biotechnology Division (EBD) or Technological Services Division (TSD)/Receiving and Releasing Unit (RRU)
	2. Memorandum of Agreement (2 certified true copies)	ITDI/Standards Testing Division (STD) or National Metrology Division (NMD) or Packaging Technology Division (PTD) or Materials Science Division (MSD) or Food Processing Division (FPD) or Chemicals and Energy Division (CED) or Environmental and Biotechnology Division (EBD) or Technological Services Division (TSD)/Receiving and Releasing Unit (RRU)
	3. Training Reservation Form (1 original)	ITDI/Technological Services Division (TSD)



CLIENT STEPS	AGENCY ACTION	FEES TO BE PAID	PROCESSING TIME	PERSON RESPONSIBLE
1. Submit two (2) certified true copies of Memorandum of Agreement or one (1) original and one (1) duplicate of Technical Service Request.	1.1 Receive two (2) copies of Memorandum of Agreement or Technical Service Request	None	1 minute	<i>Administrative Officer IV/ Administrative Assistant II, Accounting Section, FMD, Metrology Building</i>
	1.2 Prepare Statement of Account based on the data from the Technical Service Request or Memorandum of Agreement	None	5 Minutes	<i>Administrative Officer IV/ Administrative Assistant II, Accounting Section, FMD, Metrology Building</i>
	1.3 Review of Statement of Account prior to approval.	None	5 Minutes	<i>Accountant IV Accounting Section, FMD, Metrology Building</i>
	1.4 Approve the Statement of Account.	None	5 Minutes	<i>Chief Administrative Officer FMD, Metrology Building</i>
	1.5 Release Statement of Account to client or concerned division.	None	2 minutes	<i>Administrative Officer IV/ Administrative Assistant II, Accounting Section, FMD, Metrology Building</i>
2. Fill-out Client Satisfaction Measurement Form	2.1 Receive accomplished client satisfaction measurement form.	None	2 Minutes	<i>Administrative Officer IV/ Administrative Assistant II, Accounting Section, FMD, Metrology Building</i>
<b>TOTAL:</b>		<b>None</b>	<b>20 Minutes</b>	








## **V. List of Services**

### **E. NATIONAL METROLOGY DIVISION**

#### **External and Internal Services**




## External Services


### 1. Measuring Instrument Calibration and Measurement Service

Metrological traceability to the International System of Units (SI) is provided to measuring instruments and samples used or manufactured in the country through calibration and measurement services.


<b>Office or Division:</b>	National Metrology Division (NMD) – Industrial Technology Development Institute	
<b>Classification:</b>	Highly Technical	
<b>Type of Transaction:</b>	G2C - Government to Citizen, G2B - Government to Business, G2G - Government to Government	
<b>Who may avail:</b>	All	
	<b>CHECKLIST OF REQUIREMENTS</b>	<b>WHERE TO SECURE</b>
	F7.1.1a Version 3.0 Technical Service Request (TSR) Form (one original, two photocopies)	Industrial Technology Development Institute / National Metrology Division / Receiving and Releasing Unit (RRU)
	F7.1.1b Version 3.0 On-site Technical Services Agreement Form (one original, one photocopy)	All forms can also be downloaded from this link: <a href="https://bit.ly/3GsRrWJ">https://bit.ly/3GsRrWJ</a>
	F7.1.1b-A Version 1.0 COVID-19 Health & Safety Checklist On-Site Calibration Agreement Form (one original, one photocopy)	The online version of the Client Satisfaction Measurement (CSM) can be accessed using this link: <a href="https://tinyurl.com/NMDCSM">https://tinyurl.com/NMDCSM</a>




<p>F7.1.1c Version 3.0 Control Pass for Customer's Property Form (one original, one photocopy)</p>	
<p>F8.6.2 Version 5.0 Client Satisfaction Measurement (CSM) (one original)</p>	
<p>F7.9 Version 1.0 NMD Complaint Form (one original)</p>	
<p>Measuring Instrument or Sample to be calibrated/tested</p>	Customer
<p>Measuring Instrument or Sample Accessories such as power cables, batteries, adapters, chargers, connectors, indicators, jigs, fittings, etc.</p>	
<p>Measuring Instrument or Sample Instructions/Operations Manual</p>	
<p>Measuring Instrument or Sample Special Requirements:</p> <ul style="list-style-type: none"> <li>• <b>general – all battery-operated equipment and all main powered equipment</b> <ul style="list-style-type: none"> <li>○ new/fresh batteries</li> <li>○ power supply/charger/adapter</li> <li>○ power cord/cable</li> </ul> </li> <li>• <b>road tanker</b> <ul style="list-style-type: none"> <li>○ LTO Official Receipt (OR)</li> <li>○ Certificate of Registration (CR)</li> <li>○ clean internal walls of tanker</li> </ul> </li> </ul>	




- **volumetric glassware**
  - no deep scratches
  - no cracks
  - clean and odorless
  - labeled for distinction (if submitted in bulk)
- **piston-operated pipette**
  - provided with original tips approved by the manufacturer
  - no residual liquids and dirt particles
  - no leaks
  - supplied with new batteries for digital pipettes
  - no cracks
  - not deformed, scratched, or heavily contaminated pipette shaft
- **test measure (calibration bucket)**
  - clean and odorless
  - no leaks
  - no internal and external damage, e.g., broken sight glass, rusty internal wall, deformed or dented
- **multi-delivery dispenser**
  - no residual liquids and dirt particles
  - no leaks
  - provided with original tips approved by the manufacturer
  - supplied with new batteries for motorized dispenser
  - no internal or external damage e.g., cracks, deformed, scratched, or heavily contaminated plug-in device for dispenser tip
- **hydrometer**



- no deep scratches
- no cracks
- clean and odorless
- **proving tank**
  - clean and odorless
  - no leaks
  - no internal or external damage e.g., broken sight glass, rusty internal wall, severely deformed or dented
- **pressure calibrator/transducer/ transmitter**
  - with power supply
  - supplied with new batteries if battery-operated
  - with clear indicator
  - standard connecting port (preferably NPT connections)
- **pressure balance / dead weight pressure balance**
  - provided with clean weights
  - sufficient, clean, and compatible fluid for cross-floating (for hydraulic type)
- **pressure gauge**
  - clean, clear glass and readable indications
  - standard connecting port (preferably NPT connections)
- **sphygmomanometer**
  - no visible cracks and lose-thread on the valve, cuff, and pneumatic connections
  - provided with cuff, inflation bulb, and standard valve
  - supplied with power supply/ charger or new batteries if automated




- **load cell**
  - with indicator, cables, and connectors
- **force testing machines, push/pull gauge, dynamometer, crane scale**
  - provided with jigs and connectors compatible with load cells
- **gauge block**
  - no rust
  - no prominent scratches on the measurements faces
- **test weights**
  - clean
  - free from dust, rust, and other contaminants
  - not corroded
  - must have a proper case with serial or control number
  - must bear permanent serial/control number for cast iron weights
  - must only have one hole used only as provision for adjustment for cast iron weights
- **non-automatic weighing instruments**
  - must bear a permanent serial or control number
- **liquid-in-glass thermometers**
  - no gaps in the liquid column
  - clear graduation/marking
  - clean
  - no bubbles
  - no cracks
- **thermo-hygrometer**
  - has an option to disable the auto-off function




<ul style="list-style-type: none"><li>○ provided with new batteries for digital thermo-hygrometer</li><li>● <b>digital thermometer (-70 °C to 250 °C)</b><ul style="list-style-type: none"><li>○ clean</li><li>○ probe/s not defective or bent</li><li>○ clear display</li><li>○ provided with new batteries</li></ul></li><li>● <b>digital thermometer with thermocouple probe (300 °C to 1000 °C)</b><ul style="list-style-type: none"><li>○ thermocouple wire not bent</li><li>○ thermocouple wire at least 500 mm length</li><li>○ no head assembly</li></ul></li><li>● <b>industrial platinum resistance thermometer</b><ul style="list-style-type: none"><li>○ 4-wire</li><li>○ spade connectors</li></ul></li><li>● <b>infrared thermometer</b><ul style="list-style-type: none"><li>○ with known emissivity</li><li>○ with a known spectral response range</li><li>○ with a known distance-to-space ratio</li><li>○ with center point measurement capability (thermal imager)</li></ul></li><li>● <b>wood moisture meter</b><ul style="list-style-type: none"><li>○ provided with wood samples</li></ul></li><li>● <b>rice moisture meter</b><ul style="list-style-type: none"><li>○ supplied with five pieces (500 g per piece) of different moisture contents; vacuum-packed</li></ul></li></ul>	
Authorization Letter addressed to the NMD Chief (one original)	







Official Receipt (one original)		Industrial Technology Development Institute / National Metrology Division /Cashier Section		
CUSTOMER STEPS	AGENCY ACTION	FEES TO BE PAID	PROCESSING TIME	PERSON RESPONSIBLE
1. Surrender valid ID to the Guard-on-Duty and sign the Visitors' Logbook.	1.1 Guard-on-Duty issues a 'Visitor's ID' card.	none	1 minute	<i>Guard-on-Duty</i> , Building Lobby, Lobby Desk, Metrology Building
2. Proceed to the Receiving Window of the RRU for assistance and present the 'Visitor's ID' card.	2.1 RRU Staff takes the 'Visitor's ID' card, sends for the NMD Technical Staff.	none	1 minute	<i>Science Research Specialist I</i> , Receiving and Releasing Unit, Metrology Building
3. Using one of the computers in the RRU, access the National Metrology Laboratory Information Management System (NLIMS) and fill out the online forms completely.  Request assistance in using NLIMS if necessary.	3.1 The NMD Technical Staff inspects the suitability of the equipment/sample for calibration or testing and validates the forms.	none	13 minutes (This is the average time spent to inspect and validate one measuring instrument.)	<i>Science Research Specialist II</i> , Receiving and Releasing Unit, Metrology Building




<p>If paper forms are preferred, request the following forms from the Receiving Window:</p> <p>For in-house services: TSR Form, Control Pass for Customer's Property Form.</p> <p>For on-site services: TSR Form, On-site Technical Services Agreement Form, COVID-19 Health &amp; Safety Checklist On-Site Calibration Agreement Form.</p>	<p>3.2 The NMD Technical Staff prints the validated forms.</p>			
<p>4. Signify agreement to the Terms and Conditions of the Service and bring the validated forms to the Receiving Window of the RRU.</p>	<p>4.1 RRU Staff assigns a TSR number to the equipment/ sample and returns the forms to the customer with a 'Cashier Only' card.</p>	<p>none</p>	<p>1 minute</p>	<p><i>Science Research Specialist I, Receiving and Releasing Unit, Metrology Building</i></p>
<p>5. Proceed to the ITDI Cashier for full payment of fees.</p>	<p>5.1 ITDI Cashier processes payment of the customer</p>	<p>Fees vary depending on the measuring</p>	<p>5 minutes</p>	<p><i>Administrative Officer III, Cashier Section,</i></p>




<p>If the customer requires a Statement of Account (SOA) prior to payment, proceed to the Accounting Section of the Financial Management Division to secure it. Refer to "Processing of Statement of Account."</p>	<p>Refer to "Issuance of Official Receipt (Over-the-Counter Payment)" or to "Issuance of Official Receipt (Direct Payment)."</p>	<p>instrument. Refer to 'NMD Schedule of Fees and Charges for Measuring Instrument Calibration and Measurement Services as of June 2020' after the service specification table.</p>		<p><i>Administrative Division / 2<sup>nd</sup> Floor Metrology Building</i></p>
<p>6. Return the 'Cashier Only' card to the RRU Staff, present the official receipt and submit the NMD's copy of the TSR Form.</p>	<p>6.1 RRU Staff encodes the information and issues the 'OK for Release of ID' card.</p>	<p>none</p>	<p>1 minute</p>	<p><i>Science Research Specialist I, Receiving and Releasing Unit, Metrology Building</i></p>
<p>7. Surrender a copy of the Control Pass for Customer's Property Form, 'OK for Release ID' card, and 'Visitor's ID' card to the Guard-on-Duty.</p>	<p>7.1 The Guard-on-Duty releases the customer's valid ID.</p>	<p>none</p>	<p>1 minute</p>	<p><i>Guard-on-Duty, Building Lobby, Lobby Desk, Metrology Building</i></p>
<p>8. Depart the premises of ITDI.</p>	<p>8.1 NMD Technical Staff receives the TSR Form and conducts the requested calibration and measurement service.</p> <p>For on-site services, provision of actual calibration and</p>	<p>none</p>	<p>20 days (paused clock)</p> <p>(The processing time declared is the average time it takes to calibrate and/or test one measuring instrument.</p>	<p><i>Science Research Specialist II, Receiving and Releasing Unit, Metrology Building</i></p>



	measurement service starts upon the arrival of the NMD Technical Staff at the location on the agreed date and time.		Calibration and testing time may vary depending on the measuring instrument and quantity.)	
9. Surrender valid ID to the Guard-on-Duty and sign the Visitors' Logbook.	9.1 Guard-on-Duty issues a 'Visitor's ID' card.	none	1 minute	<i>Guard-on-Duty, Building Lobby, Lobby Desk, Metrology Building</i>
10. Proceed to the Releasing Window of the RRU for assistance and present the documents.  For in-house services: 'Visitor's ID' card, customer's copies of the TSR Form and Control Pass for Customer's Property Form.  For on-site services: 'Visitor's ID' card, customer's copies of the TSR Form.	10.1 RRU Staff reviews the documents to verify the status of the requested service.	none	2 minutes	<i>Science Research Specialist I, Receiving and Releasing Unit, Metrology Building</i>
	10.2 For in-house services: RRU Staff returns the Control Pass for Customer's Property Form (customer's and NMD's copies) and equipment/sample.  For onsite services: RRU Staff provides the receiving copy of the calibration certificate/test report and the CSSF.	none	1 minute	<i>Science Research Specialist I, Receiving and Releasing Unit, Metrology Building</i>




	(Customer executes Step 12)			
11. Inspect the equipment/sample. If no irregularity is found, fill out the 'Exit Pass' portion of the Control Pass for Customer's Property Forms, indicate in the 'Remark' the statement "Item(s) received in good condition.", and affix signature.	11.1 RRU Staff provides the receiving copy of the calibration certificate/test report and the CSSF.	none	1 minute	<i>Science Research Specialist I, Receiving and Releasing Unit, Metrology Building</i>
12. Inspect the receiving copy of the calibration certificate/test report for any discrepancies. If no discrepancy is found, affix a signature on each page of the receiving copy and return it to the RRU Staff. Fill out the CSSF and drop it in the Feedback Dropbox (or answer the online version of the CSSF).  Request the NMD Complaint Form from the RRU staff or download it online for complaints.	12.1 RRU Staff hands over the original copy of the calibration certificate/test report together with the 'OK for Release of ID' card.	none	1 minute	<i>Science Research Specialist I, Receiving and Releasing Unit, Metrology Building</i>
13. Surrender the 'OK for Release of ID' card, 'Visitor's ID' card, and the Control Pass	13.1 The Guard-on-Duty signs the Control Pass for Customer's Property	none	1 minute	<i>Guard-On-Duty, Building Lobby, Lobby Desk, Metrology Building</i>



for Customer's Property Forms, if applicable.	Form, provides the customer's copy of the form, and releases the customer's valid ID.			
14. Depart the premises of ITDI.	14.1 RRU Staff will encode and archive the calibration certificate/test report.	none	1 minute	<i>Science Research Specialist I, Receiving and Releasing Unit, Metrology Building</i>
<b>TOTAL:</b>		<b>Fees vary depending on the measuring instrument. Refer to 'NMD Schedule of Fees and Charges for Measuring Instrument Calibration and Measurement Services as of June 2020' after the service specification table.</b>	<b>20 days, 31minutes</b>	


**Measuring Instrument Calibration and Measurement Services qualified for multi-stage processing.**



**NMD SCHEDULE OF FEES AND CHARGES FOR MEASURING INSTRUMENT CALIBRATION  
AND MEASUREMENT SERVICES  
As of June 2020**


**Electricity, Time, Frequency, and Photometry**

Type of Equipment / Device	Range or Capacity	Calibration Fee (PHP)
Conductivity Meter	0.1 $\mu$ S (minimum)	845.00
Centrifuge	Up to 18,000 r/min	800.00
DC Voltage Standard (per voltage level)	1.018 V and 10 V	5,590.00
Decade Resistance Box (per dial)	0 $\Omega$ to 100 M $\Omega$	1,140.00
Double Bridge	Up to 100 M $\Omega$	2,500.00
Earth Tester	Up to 100 M $\Omega$	1,350.00
	per succeeding range	400.00
Frequency Calibrator	Up to 225 MHz	2,700.00
Frequency Counter	10 MHz	1,550.00
GPS Receiver	1 pps	9,000.00
Ground Strap Tester / Checker	Up to 100 M $\Omega$	800.00
Illuminance / Lux / Light Meter	(380 to 2000) lux	2,600.00
Insulation Tester	Up to 1000 V	1,050.00
	per succeeding range	350.00
Kelvin Bridge	Up to 100 M $\Omega$	2,500.00




mA Calibrator	Up to 1000 mA	1,890.00
Megohmmeter / Megger Tester	Up to 1000 V	1,090.00
	per succeeding range	350.00
Multimeter, Digital	4 ½ digits; Up to 1000 Vdc; Up to 650 Vac; Up to 1 A AC/DC; Up to 100 MΩ	2,500.00
	6 ½ digits; Up to 1000 Vdc; Up to 650 Vac; Up to 1 A AC/DC; Up to 100 MΩ	17,000.00
pH Meter	0 to 14 pH	845.00
pH Simulator	0 to 14 pH	845.00
Process Calibrator (input/output)	Up to 1000 Vdc; Up to 650 Vac; Up to 1 A AC/DC; Up to 100 MΩ	4,900.00
Puncture Tester	Up to 5 kV AC/DC; Up to 1 A AC/DC; Up to 100 MΩ	1,700.00
Resistance Bridge / Wheatstone Bridge	1 Ω to 10 MΩ	1,700.00
Stopwatch / Timer	15 Minutes (minimum)	800.00
Standard Resistor (by Ratio)	1 Ω to 1 MΩ	6,500.00
Stroboscope	Up to 99,000 r/min	800.00
Tachometer (non-contact type)	Up to 18,000 r/min	800.00
Time Mark Generator	Up to 225 MHz	2,450.00





## Pressure

Type of Equipment / Device	Range or Capacity	Calibration Fee (PHP)
Absolute Pressure Calibrator	0.1 MPa to 100 MPa	6,110.00
Absolute Pressure Industrial Gauge	0.1 MPa to 100 MPa	975.00
Absolute Pressure Test Gauge	0.1 MPa to 100 MPa	3,055.00
Hydraulic Pressure Balance / Deadweight Tester	0.1 MPa to 100 MPa	20,150.00
Hydraulic Pressure Calibrator	0.1 MPa to 100 MPa	6,110.00
Hydraulic Pressure Gauge	0.1 MPa to 100 MPa	975.00
Hydraulic Pressure Test Gauge	0.1 MPa to 100 MPa	3,055.00
Pneumatic Pressure Balance	0 bar to 40 bar	20,150.00
Deadweight Pressure Tester	0 bar to 40 bar	20,150.00
Pneumatic Pressure Calibrator	0 bar to 200 bar	6,110.00
Pneumatic Pressure Gauge	0 bar to 20 bar	975.00
Pneumatic Pressure Test Gauge	0 bar to 20 bar	3,055.00
Testing of Sphygmomanometer	0 mmHg to 250 mmHg	1,300.00
Vacuum Calibrator	0 bar to -1 bar	6,200.00
Vacuum Gauge	0 bar to -1 bar	975.00
Vacuum Test Gauge	0 bar to -1 bar	3,055.00




## Force

Type of Equipment / Device	Range or Capacity	Calibration Fee (PHP)
Testing Machines	Up to 2000 kN (5 test pts. per range)	3,700.00
	per additional test point	750.00
Durometer A	0 HA to 90 HA	780.00
Durometer D	0 HD to 90 HD	1,560.00


## Length and Dimensional Metrology

Type of Equipment / Device	Range or Capacity	Calibration Fee per Piece (PHP)
Gauge Block Grade 0 (Steel)	0.5 mm to 100 mm	1,160.00
Gauge Block Grade 1 (Steel)		1,030.00
Gauge Block Grade 2 (Steel)		1,030.00



## Contract Thermometry

Type of Equipment / Device	Range or Capacity	Calibration Fee (PHP)
Digital Thermometer	-30 °C to +250 °C (first 4 cal. points)	2,180.00
	per additional cal. point	650.00
	per additional probe	1,090.00
Industrial Platinum Resistance Thermometer	-30 °C to +250 °C (first 6 cal. points)	11,700.00
	per additional cal. point	975.00
Liquid-in-Glass Thermometer	-30 °C to +250 °C (first 4 cal. points)	2,180.00
	per additional cal. point	650.00
(Wall / Refrigerator / Bimetallic) Thermometer	-30 °C to +250 °C (first 4 cal. points)	1,820.00
	per additional cal. point	650.00
Thermocouple with Indicator	300 °C to 1000 °C (per cal. point)	2,150.00




### Non-Contract Thermometry

Type of Equipment / Device	Range or Capacity	Calibration Fee (PHP)
Infrared Thermometer	Low-range: (0, 35, 50, 100, 120) °C	2,800.00
	High-range: (0, 100, 200, 350, 500) °C	2,800.00

### Enclosures

Type of Equipment / Device	Range or Capacity	Calibration Fee (PHP)
Furnace	300 °C to 1000 °C (first cal. point)	2,730.00
	per additional cal. point	1,400.00
Oven / Freezer / Incubator / Cold Storage / Walk-in Enclosures / Water Bath / Refrigerator, etc.	-30 °C to +250 °C (first cal. point)	2,730.00
	per additional cal. point	1,400.00




## Humidity

Type of Equipment / Device	Range or Capacity	Calibration Fee (PHP)
Thermo-hygrometer	(20, 25, 30) °C; (40, 60 and 80) %rh at 23 °C	1,274.00
Thermo-hygrograph	(20, 25, 30) °C; (40, 60 and 80) %rh at 23 °C	3,822.00


## Moisture

Type of Equipment / Device	Range or Capacity	Calibration Fee (PHP)	Remarks
Wood Moisture Meter	9 % to 21 %	840.00	Test
Rice / Grain Moisture Meter	9 % to 21 %	2,500.00	Calibration; 5 samples of varying moisture content
Rice / Grain Moisture Meter	9 % to 21 %	1,800.00	Test; 1 sample



## Volume


Type of Equipment / Device	Range or Capacity	Calibration Fee (PHP)
Burette	0.1 mL to 100 mL (5 cal. points)	689.00
Volumetric Flask	1 mL to 5000 mL	689.00
Multiple Delivery Dispenser	1 $\mu$ L to 100000 $\mu$ L (5 cal. points)	1,900.00
Piston Pipette	1 $\mu$ L to 10000 $\mu$ L (3 cal. points)	1,900.00
	per addition cal. point	630.00
Pipette	0.1 mL to 100 mL	689.00
Proving Tanks (Gravimetric)	up to 500 L	5,200.00
Proving Tanks (Volumetric)	100L to 400L	3,500.00
Proving Tanks (Volumetric)	>400L to 2000 L	3,500.00
Proving Tanks (Volumetric)	>2000 L to 5000 L	4,500.00
Road Tankers (Volume capacity determination)	up to 10000 L	920.00
	>10000 L to 15000 L	1,370.00
	>15000 L to 20000 L	1,840.00
	>20000 L to 25000 L	2,300.00
	>25000 L to 30000 L	2,750.00



	>30000 L to 35000 L	3,200.00
	>35000 L to 40000 L	3,650.00
	>40000 L to 45000 L	4,100.00
	>45000 L to 50000 L	4,200.00
Test Measure (Gravimetric)	5 L , 10 L , 20 L	2,340.00
Test Measure (Volumetric)	5 L , 10 L	390.00
Test Measure (Volumetric)	20 L	780.00

### Density


Type of Equipment / Device	Range or Capacity	Calibration Fee (PHP)
Hydrometers	(600 to 2000) kg/m <sup>3</sup>	1,200.00




## Mass Standards

Class / Type	Range	Calibration Fee per Piece (PHP)	Remarks
OIML Class E2	1 mg to 50 g	1,090.00	DAkkS Certificate (1 mg to 1 kg only)
	100 g to 500 g	1,480.00	
	1 kg to 10 kg	1,660.00	NML Certificate (2 kg to 50 kg)
	20 kg to 50 kg	1,990.00	
OIML Class F1 / F2	1 mg to 50 g	600.00	DAkkS Certificate (1 mg to 50 kg only)
	100 g to 500 g	650.00	
	1 kg to 10 kg	950.00	NML Certificate (100 kg to 200 kg)
	20 kg to 50 kg	1,050.00	
	100 kg to 200 kg	2,100.00	
OIML Class M1 / M2 / M3	1 mg to 500 g	450.00	DAkkS Certificate (1 mg to 50 kg only)
	1 kg to 10 kg	600.00	
	20 kg to 50 kg	700.00	NML Certificate (100 kg to 200 kg)
	100 kg to 200 kg	1,500.00	
	500 kg	2,100.00	
Free Nominal (Stainless Steel)	1 mg to 50 g	600.00	DAkkS Certificate






	> 50 g to 500 g	650.00	(1 mg to 50 kg only)
	> 500 g to 10 kg	950.00	NML Certificate (100 kg to 200 kg)
	> 10 kg to 50 kg	1,050.00	
	> 50 kg to 200 kg	2,100.00	
Free Nominal (Other Materials)	1 mg to 500 g	450.00	DAkkS Certificate (1 mg to 50 kg only)
	> 500 g to 10 kg	600.00	
	> 10 kg to 50 kg	700.00	
	> 50 kg to 200 kg	1,500.00	NML Certificate (100 kg to 500 kg)
	> 200 kg to 500 kg	2,100.00	



## Nonautomatic Weighing Instruments (NAWI)


Type of Service	Range / Accuracy Class	Calibration Fee per Piece (PHP)	Remarks
Calibration of NAWI, electronic type only (on-site calibration)	Up to 2 kg (using OIML Class E <sub>2</sub> )	2,000.00	DAkKS Certificate (up to 600 g only)
			NMD Certificate (>600 g up to 2 kg)
	Up to 60 kg (using OIML Class F <sub>1</sub> )	1,530.00	DAkKS Certificate (up to 20 kg only)
			NMD Certificate (>20 kg up to 60 kg)
	Up to 200 kg (using OIML Class F <sub>2</sub> )	1,530.00	DAkKS Certificate (up to 60 kg only)
			NMD Certificate (>60 kg up to 200 kg)
Up to 300 kg (using OIML Class M <sub>1</sub> )	1,530.00	NMD Certificate	
Testing of NAWI, electronic and mechanical types	High Accuracy* (using OIML Class F <sub>2</sub> ; 1 tonne)	1,200.00	NMD Certificate



	Medium Accuracy* & Ordinary Accuracy* (using OIML Class M <sub>1</sub> and substitution material; 1 tonne)	1,080.00	
	*per additional tonne	20.00	

### On-Site Calibration Service


Within 50 km radius from NML per day per team	<b>PHP 2,000.00</b>
More than 50 km radius from NML per day per team	<b>PHP 3,000.00</b>




## 2. Proficiency Testing Program

The Proficiency Testing (PT) Program is a method to validate a particular measurement process. It aims to assess the reliability of the participating laboratories' measurement results, validate their analytical capabilities, demonstrate metrological equivalence to the National Metrology Division (NMD) of the Industrial Technology Development Institute (ITDI), and ensure the harmonization of measurements throughout the country.


<b>Office or Division:</b>	National Metrology Division (NMD) – Industrial Technology Development Institute	
<b>Classification:</b>	Highly Technical	
<b>Type of Transaction:</b>	G2C - Government to Citizen, G2B - Government to Business, G2G - Government to Government	
<b>Who may avail:</b>	All	
	<b>CHECKLIST OF REQUIREMENTS</b>	<b>WHERE TO SECURE</b>
	PT Protocol (one original)	Industrial Technology Development Institute / National Metrology Division / Receiving and Releasing Unit (RRU)
	PT Terms and Conditions Form (one original)	PT Technical Protocol and registration link can be accessed in <a href="https://itdi.com.ph/web/#calibrationandmeasurement">https://itdi.com.ph/web/#calibrationandmeasurement</a>
	F7.1.1a Version 3.0 Technical Service Request (TSR) Form (one original, two photocopies)	
	F8.6.2 Version 5.0 Client Satisfaction Measurement (CSM) (one original)	PT Terms and Conditions Form is sent to the registered participants via email.
	F7.9 Version 1.0 NMD Complaint Form (one original)	The online version of the Client Satisfaction Measurement (CSM) can be accessed using this link: <a href="https://tinyurl.com/NMDCSM">https://tinyurl.com/NMDCSM</a>
	PT material	Industrial Technology Development Institute / National Metrology Division




Official Receipt (one original)		Industrial Technology Development Institute / National Metrology Division / Cashier's Office		
CUSTOMER STEPS	AGENCY ACTION	FEES TO BE PAID	PROCESSING TIME	PERSON RESPONSIBLE
<p>1. Visit the ITDI customer portal at <a href="https://itdi.com.ph/">https://itdi.com.ph/</a> to register for the Proficiency Testing (PT) schemes. For inquiries, send an email to <a href="mailto:mic@itdi.dost.gov.ph">mic@itdi.dost.gov.ph</a>.</p> <p>For online payment, follow the instructions sent through the registered email on paying through our partner merchants. Send the proof of payment to the PT Coordinator via email at <a href="mailto:mic@itdi.dost.gov.ph">mic@itdi.dost.gov.ph</a>. Proceed to Step 10.</p>	<p>1.1 PT Coordinator evaluates the application. Once approved, the PT Coordinator validates the technical request. TSR Form will be generated automatically by the system.</p> <p>1.2 If payment is made online, the PT Coordinator prints the TSR Form and proof of payment and submits it to the ITDI Cashier. ITDI Cashier issues an official receipt. PT Coordinator then sends the customer a scanned copy of the official receipt.</p>	none	1 hour	<i>Science Research Specialist II</i> , MiC Extension Facility, Metrology Building
<p>2. Visit the Metrology Building and surrender a valid ID to the</p>	<p>2.1 Guard-on-Duty issues a 'Visitor's ID' card.</p>	none	1 minute	<i>Guard-on-Duty</i> , Building Lobby, Lobby Desk, Metrology Building



Guard-on-Duty and sign the Visitors' Logbook.				
3. Proceed to the Receiving Window of the RRU and present the 'Visitor's ID' card	3.1 RRU Staff sends for the PT Coordinator.	none	2 minutes	<i>Science Research Specialist I, Receiving and Releasing Unit, Metrology Building</i>
4. Inform the NMD Technical Staff of the PT scheme and TSR Form no. Discuss with the PT Coordinator any additional concerns and inquiries.	4.1 PT Coordinator prints the TSR Forms and gives them to the customer.	none	43 minutes	<i>Science Research Specialist II, Metrology Building</i>
5. Examine whether the contents of the TSR form are correct. If there are corrections, inform the PT Coordinator. If none, proceed to the Receiving Window of the RRU and surrender the 'Visitor's ID' card.	5.1 RRU Staff takes the 'Visitor's ID' card, and gives the 'Cashier Only' card.	none	1 minutes	<i>Science Research Specialist II, Metrology Building</i>
6. Proceed to the ITDI Cashier for full payment of fees.  If the customer requires a Statement of Account (SOA) before payment, proceed to the Accounting Section of the Financial Management Division to secure it. Refer to "Processing of Statement of Account."	6.1 ITDI Cashier processes payment of the customer  Refer to "Issuance of Official Receipt (Over-the-Counter Payment)" or to "Issuance of Official Receipt (Direct Payment)."	Fees vary depending on the measuring instrument. Refer to 'NMD Schedule of Fees and Charges for Proficiency Testing Program – Interlaboratory Comparison as of November 2023'	5 minutes	<i>Administrative Officer III, Cashier Section, Administrative Division / 2<sup>nd</sup> Floor Metrology Building</i>




		after the service specification table.		
7. Return the 'Cashier Only' card to the RRU Staff, present the official receipt and submit the NMD's copy of the TSR Form.	7.1 RRU staff encodes the information and issues the 'OK for Release of ID' card.	none	1 minute	<i>Science Research Specialist I, Receiving and Releasing Unit, Metrology Building</i>
8. Surrender the 'Visitor's ID' card to the Guard-On-Duty.	8.1 The Guard-On-Duty releases the customer's valid ID.	none	1 minute	<i>Guard-On-Duty, Building Lobby, Lobby Desk, Metrology Building</i>
9. Depart the premises of ITDI	9.1 PT Coordinator and/or NMD Technical Staff receive the TSR Form and register the customer in the PT scheme.	none	24 minutes	<i>Science Research Specialist II and Science Research Specialist I, Metrology Building</i>
10. Attend the Pre-PT Workshop.	10.1 PT Coordinator and NMD Technical Staff conduct the workshop and update the PT Protocol, if needed.	none	4 hours	<i>Science Research Specialist II and Science Research Specialist I, Metrology Building</i>
	10.2 PT Coordinator and NMD Technical Staff prepare the PT plan.	none	3 hours	<i>Science Research Specialist II and Science Research Specialist I, Metrology Building</i>
11. Conduct the PT based on the PT Protocol and submit the measurement results.	11.1 PT Coordinator and NMD Technical Staff send out the PT materials. They gather the customers' measurement results	none	160 days (paused clock)	<i>Science Research Specialist II and Science Research Specialist I, Metrology Building</i>




	and prepare and send out the interim reports.			
12. Review the interim report and provide feedback to the PT Coordinator.	12.1 PT Coordinator and NMD Technical Staff gather feedback from all participants.	none	5 days (paused clock)	<i>Science Research Specialist II and Science Research Specialist I, Metrology Building</i>
	12.2 PT Coordinator and NMD Technical Staff revise the interim reports and send out the final version of the interim reports.	none	1 day	<i>Science Research Specialist II and Science Research Specialist I, Metrology Building</i>
	12.3 PT Coordinator and NMD Technical Staff prepare Draft A of the PT Report and send it to all participants.	none	10 days	<i>Science Research Specialist II and Science Research Specialist I, Metrology Building</i>
13. Review Draft A and provide feedback to PT Coordinator.	13.1 PT Coordinator and NMD Technical Staff gather feedback from all participants.	none	5 days (paused clock)	<i>Science Research Specialist II and Science Research Specialist I, Metrology Building</i>
	13.2 PT Coordinator and NMD Technical Staff revise Draft A and send out Draft B to all participants.	none	1 day	<i>Science Research Specialist II and Science Research Specialist I, Metrology Building</i>





14. Confirm acceptance of Draft B and its contents via email.	14.1 PT Coordinator facilitates the approval of Draft B by the NMD Chief as the final PT Report.	none	5 days (paused clock)	<i>Science Research Specialist II, Metrology Building</i>
	14.2 PT Coordinator sends out the electronic copies of the PT Report and the invitation for the Concluding Workshop.	none	1 hour	<i>Science Research Specialist II, Metrology Building</i>
15. Attend the PT Program Concluding Workshop. Fill out the CSSF and drop it in the Feedback Dropbox (or answer the online version of the CSM).  Request the NMD Complaint Form from the RRU staff or download it online for complaints.	15.1 PT Coordinator and NMD Technical Staff conduct the workshop and distribute signed hard copies of the PT Report and CSSF. For complaints, request the NMD Complaint Form from the RRU staff.	none	5 hours	<i>Science Research Specialist II and Science Research Specialist I, Metrology Building</i>
<b>TOTAL:</b>		<b>Fees vary depending on the PT artifact. Refer to the 'NMD Schedule of Fees and Charges for Proficiency Testing Program – Interlaboratory</b>	<b>188 days, 7 hours, and 18 minutes</b>	




	<b>Comparison as of November 2023 after the service specification table.</b>		
--	--	--	--

Proficiency Testing Program qualified for multi-stage processing.

**NMD SCHEDULE OF FEES AND CHARGES FOR PROFICIENCY TESTING PROGRAM – INTERLABORATORY COMPARISON**  
**As of November 2023**


Analyte/Matrix	Participation Fee, (PHP)
Benzoic acid in Mango Juice	9,000.00
Histamine in Canned Tuna	12,800.00
Histamine in Dried Fish	12,800.00
As and Hg in Drinking Water	8,800.00
Pb, Cd, Fe and Cu in Drinking Water	9,300.00
Sulfite in Dried Mango	8,300.00
Salbutamol in Meat	17,800.00
Ca, Mg and Zn in Drinking Water	12,800.00
Co, Mn and Ni in Drinking Water	9,800.00
Sulfite in Desiccated Coconut	12,500.00



Chlorpyrifos and Phenthoate in Marcos	15,350.00
Chloramphenicol in Fish	17,200.00
AOZ in Fish	13,600.00
Ethoxyquin in Chicken	11,500.00
Cypermethrin in Mango	14,800.00
Benz[a]anthracene and Benzo[a]pyrene in Coconut Oil	9,900.00
Arsenic (As), Total Mercury (Hg), Cadmium (Cd), and Lead (Pb) in Tuna	21,200.00
Arsenic (As), Cadmium (Cd), and Lead (Pb) in Rice	18,800.00
Organochlorine Pesticides in Cucumber	15,800.00
AMAZ in Fish	13,600.00

Participation Fee = Php 1,800 (PT Cost + RM Cost)


Example: Participation Fee = Sulfite in Desiccated Coconut PT Scheme  
= Php 1,800.00 + 10,700.00 = Php 12,500.00




### 3. Sale of Reference Materials

Metrological traceability to the International System of Units (SI) is provided to specific testing services in the country through the use of reference materials (RM) and certified reference materials (CRM).


<b>Office or Division:</b>	National Metrology Division (NMD) – Industrial Technology Development Institute	
<b>Classification:</b>	Simple	
<b>Type of Transaction:</b>	G2C - Government to Citizen, G2B - Government to Business, G2G - Government to Government	
<b>Who may avail:</b>	All	
	<b>CHECKLIST OF REQUIREMENTS</b>	<b>WHERE TO SECURE</b>
	F7.1.1a Version 3.0 Technical Service Request (TSR) Form (one original, two photocopies)	Industrial Technology Development Institute / National Metrology Division / Receiving and Releasing Unit (RRU)
	F8.6.2 Version 5.0 Client Satisfaction Measurement (CSM) (one original)	The list of available reference materials can be accessed through <a href="https://itdi.com.ph/web/#calibrationandmeasurement">https://itdi.com.ph/web/#calibrationandmeasurement</a>
	F7.9 Version 1.0 NMD Complaint Form (one original)	The online version of the Client Satisfaction Measurement (CSM) can be accessed using this link: <a href="https://tinyurl.com/NMDCSM">https://tinyurl.com/NMDCSM</a>
	Quotation Form	Industrial Technology Development Institute / National Metrology Division / Metrology in Chemistry Section (MiC)
	Order Receipt Form (one original)	Forms will be provided by NMD staff.




Reference Material				
Copy of the Validated TSR Form (hard copy or email)		Customer		
Official Receipt (one original)		Industrial Technology Development Institute / National Metrology Division /Cashier's Office		
CUSTOMER STEPS	AGENCY ACTION	FEES TO BE PAID	PROCESSING TIME	PERSON RESPONSIBLE
1. Visit the ITDI customer portal <a href="https://itdi.com.ph/">https://itdi.com.ph/</a> to view the available reference materials.  For quotation, send an email to <a href="mailto:mic@itdi.dost.gov.ph">mic@itdi.dost.gov.ph</a> .	1.1 NMD Technical Staff acknowledges the e-mail and prepares the quotation.	none	10 minutes	<i>Science Research Specialist II</i> , MiC Section, Metrology Building
	1.2 MiC Section Head validates and signs the quotation.	none	1 minute	<i>MiC Section Head</i> , MiC Section, Metrology Building
	1.3 NMD Technical Staff sends the quotation and TSR Form to the customer through email.	none	1 minute	<i>Science Research Specialist II</i> , MiC Section, Metrology Building
2. Fill out the required information in the ITDI customer portal and take note of the TSR No. generated.	2.1 NMD Technical Staff evaluates and validates the technical request. TSR Form will be generated	none	11 minutes	<i>Science Research Specialist II</i> , MiC Section, Metrology Building



<p>For online payment, follow the instructions sent through the registered email on paying through our partner merchants. Send the proof of payment to the NMD Technical Staff via email at <a href="mailto:mic@itdi.dost.gov.ph">mic@itdi.dost.gov.ph</a>. Proceed to <u>Step 9</u>.</p>	<p>automatically by the system.</p> <p>2.2 If payment is made online, the NMD Technical Staff prints the TSR Form and proof of payment and submits it to the ITDI Cashier. ITDI Cashier issues an official receipt. The PT Coordinator sends the customer a scanned copy of the official receipt.</p>	<p>none</p>	<p>11 minutes</p>	<p><i>Science Research Specialist II</i>, MiC Section, Metrology Building</p> <p><i>Science Research Specialist I</i>, Receiving and Releasing Unit, Metrology Building</p> <p><i>Science Research Specialist II</i>, MiC Section, Metrology Building</p>
<p>3. Surrender valid ID to the Guard-on-Duty and sign the Visitors' Logbook.</p>	<p>3.1 Guard-on-Duty issues a 'Visitor's ID' card.</p>	<p>none</p>	<p>1 minute</p>	<p><i>Guard-on-Duty</i>, Building Lobby, Lobby Desk, Metrology Building</p>
<p>4. Proceed to the Receiving Window of the RRU for assistance and present the 'Visitor's ID' card. Inform the RRU Staff of the intent to purchase an RM and provide the TSR Number.</p>	<p>4.1 RRU sends for the NMD Technical Staff from the MiC Section.</p> <p>4.2 The NMD Technical Staff prints the TSR form and proceeds to the RRU.</p> <p>4.3 The NMD Technical Staff gives the TSR form and orients the</p>	<p>none</p>	<p>2 minutes</p>	<p><i>Science Research Specialist I</i>, Receiving and Releasing Unit, Metrology Building</p>
		<p>none</p>	<p>5 minutes</p>	
		<p>none</p>	<p>21 minutes</p>	




	customer on RMs, including the procedure regarding the dispatch of the RM.			<i>Science Research Specialist II, MiC Section, Metrology Building</i>
	4.4 RRU Staff takes the 'Visitor's ID' card, and gives the 'Cashier Only' card.	none	2 minutes	
5. Proceed to the ITDI Cashier for full payment of fees.  If the customer requires a Statement of Account (SOA) prior to payment, proceed to the Accounting Section of the Financial Management Division to secure it. Refer to "Processing of Statement of Account."	5.1 ITDI Cashier processes payment of the customer  Refer to "Issuance of Official Receipt (Over-the-Counter Payment)" or to "Issuance of Official Receipt (Direct Payment)."	Fees vary depending on the RM. Refer to 'List of Available Matrix Reference Materials as of November 2023' after the service specification table.	5 minutes	<i>Administrative Officer III, Cashier Section, Administrative Division / 2<sup>nd</sup> Floor Metrology Building</i>
6. Return the 'Cashier Only' card to the RRU staff, present the official receipt and submit NMD's copy of the TSR Form.	6.1 RRU Staff encodes the information and issues the 'OK for Release of ID' card.	none	1 minute	<i>Science Research Specialist I, Receiving and Releasing Unit, Metrology Building</i>
7. Surrender the 'OK for Release of ID' card and 'Visitor's ID card to the Guard-on-Duty.	7.1 The Guard-on-Duty releases the customer's valid ID.	none	1 minute	<i>Science Research Specialist I, Receiving and Releasing Unit, Metrology Building</i>
8. Depart the premises of ITDI	8.1 RRU Staff encodes and archives the details of the RM	none	10 minutes	<i>Science Research Specialist I, Receiving and</i>




	ordered and send NMD's copy of the TSR Form.			Releasing Unit, Metrology Building
	8.2 NMD Technical Staff prepares the requested RM for dispatch.	none	1 day	<i>Science Research Specialist II</i> , MiC Section, Metrology Building
	8.3 NMD Technical Staff informs the customer via email and mobile number that the RM is ready for pick-up.	none	2 minutes	<i>Science Research Specialist II</i> , MiC Section, Metrology Building
9. Arrange pick-up of RM at NMD. Inform NMD Technical Staff of the details of the arrangement and identity of the person picking up the RM.	9.1 NMD Technical Staff endorses the RM and Order Receipt Form to the person picking up the RM.	none	10 minutes	<i>Science Research Specialist II</i> , MiC Section, Metrology Building
	9.2 NMD technical staff sends a soft copy of the CSSF and the link to the online version of the CSSF.	none	1 minute	
10. Receive the RM. Fillout the Order Receipt Form and CSSF (or answer the online version of the CSSF). Email	10.1 NMD technical staff acknowledges the e-mail and encodes and	none	1 minute	<i>Science Research Specialist II</i> , MiC Section, Metrology Building






<p>scanned copies to: <a href="mailto:mic@itdi.dost.gov.ph">mic@itdi.dost.gov.ph</a></p> <p>Request the NMD Complaint Form from the RRU staff or download it online for complaints.</p>	<p>archives the Order Receipt Form.</p>			
<p style="text-align: center;"><b>TOTAL:</b></p>		<p><b>Fees vary depending on the RM. Refer to 'List of Available Matrix Reference Materials as of December 2021' after the service specification table.</b></p>	<p><b>1 day, 1 hour and 36 minutes</b></p>	




**LIST OF AVAILABLE MATRIX REFERENCE MATERIALS  
As of November 2023**

PRM Code	Analyte/Matrix/Certified value	Unit Quantity	Price*
PRM 0301	As and Hg in Drinking Water As: $9.97 \pm 0.49$ g/kg Hg: $9.1 \pm 1.2$ g/kg	1 x 120 mL	₱ 7,000
PRM 0401	Pb, Cd, Fe and Cu in Drinking Water Pb: $10.5 \pm 2.0$ µg/kg Cd: $2.86 \pm 0.30$ µg/kg Fe: $932 \pm 51$ µg/kg Cu: $579 \pm 27$ µg/kg	1 x 120 mL	₱ 7,500
PRM 0901	Ca, Mg and Zn in Drinking Water Ca: $312 \pm 24$ mg/kg Mg: $175.5 \pm 6.9$ mg/kg Zn: $12.9 \pm 1.3$ mg/kg	1 x 120 mL	₱ 11,000
PRM 1001	Co, Mn, and Ni in Drinking Water Co: $77.4 \pm 1.5$ µg/kg Mn: $361 \pm 16$ µg/kg Ni: $76.9 \pm 1.5$ µg/kg	1 x 120 mL	₱ 8,000
PRM 0101	Benzoic Acid in Mango Juice Benzoic acid: $1059 \pm 50$ mg/kg	1 x 30 g	₱ 7,200
PRM 0201	Histamine in Canned Tuna Histamine: $61.5 \pm 5.0$ mg/kg	1 x 25 g	₱ 11,000



PRM 0202	Histamine in Dried Fish Histamine: 230.9 ± 14.0 mg/kg	1 x 30 g	₱ 11,000
PRM 0501	Sulfite in Dried Mango Sulfite as SO <sub>2</sub> : 931 ± 94 mg/kg	1 x 200 g	₱ 6,500
PRM 0502	Sulfite in Desiccated Coconut	1 x 100 g	₱ 10,700
PRM 0601	Salbutamol in Meat Salbutamol: 227.1 ± 14.0 µg/kg	1 x 20 g	₱ 16,000
PRM 0701	Chlorpyrifos and Phenthoate in Mango <sup>+</sup>	1 x 25 g	₱ 13,550
PRM 1101	Calcium (Ca) Calibration Solution	1 x 100 ml	₱ 2,200
PRM 1201	Lead (Pb) Calibration Solution	1 x 100 ml	₱ 2,400
PRM 1401	Chloramphenicol in Fish	1 x 4 g	₱ 15,400
PRM 1501	AOZ in Fish <sup>++</sup>	1 x 4 g	₱ 11,800
PRM 1601	Magnesium (Mg) Calibration Solution	1 x 120 ml	₱ 2,800
PRM 1701	Zinc (Zn) Calibration Solution	1 x 120 ml	₱ 2,900



PRM 1801	Ethoxyquin in Chicken	1 x 20 g	₱ 9,700
PRM 1901	Cypermethrin in Mango <sup>+</sup>	1 x 20 g	₱ 13,000
PRM 2201	Benz[a]anthracene and Benzo[a]pyrene in Coconut Oil <sup>+++</sup>	1 x 20 ml	₱ 8,100
PRM 2001	Arsenic (As), Total Mercury (Hg), Cadmium (Cd), and Lead (Pb) in Tuna	1 x 18 g	₱ 19,400
PRM 2101	Arsenic (As), Cadmium (Cd), and Lead (Pb) in Rice	1 x 45 g	₱ 17,000
PRM 2801	Organochlorine Pesticides in Cucumber <sup>++++</sup>	1 x 5 g	₱ 14,000
PRM 2901	AMOZ in Fish <sup>++</sup>	1 x 4 g	₱ 11,800

Calculations for succeeding RMs of the same matrix with additional analytes:

- + Pesticides in mango: base price for 1 pesticide = ₱ 13,000; additional pesticide = ₱ 550
- ++ Nitrofurantoin metabolites (NFs) in fish: base price for 1 NF metabolite = ₱ 11,800
- +++ PAHs in Coconut Oil: base price for 1 PAH = ₱ 7,600; additional PAH = ₱ 500
- ++++ Pesticides in Cucumber: base price for 1 pesticide = ₱ 12,900; additional pesticide = ₱ 550



## **V. List of Services**

### **C. PLANNING AND MANAGEMENT INFORMATION SYSTEMS DIVISION**

#### **External and Internal Services**





## External Services

### 1. Request for Use of ITDI Network Infrastructure

ITDI has the greatest number of buildings among the DOST agencies in DOST compound. It has a total of 11 buildings and computer network are connected through fiber optics. The passive components of ITDI network infrastructure were designed for future expansion.

<b>Office or Division:</b>	Planning and Management Information Systems Division			
<b>Classification:</b>	Highly Technical			
<b>Type of Transaction:</b>	G2G-Government to Government (External)			
<b>Who may avail:</b>	Other DOST Agencies			
<b>CHECKLIST OF REQUIREMENTS</b>		<b>WHERE TO SECURE</b>		
1. Request letter addressed to ITDI Director for the use of ITDI Network Infrastructure		Requesting Party is responsible for creating a formal letter		
<b>CLIENT STEPS</b>	<b>AGENCY ACTION</b>	<b>FEES TO BE PAID</b>	<b>PROCESSING TIME</b>	<b>PERSON RESPONSIBLE</b>
1. Submit request letter addressed to the ITDI Director.	1.1 Evaluate and study request.	None	1 day	<i>MIS Staff PMISD-MIS Room / Requesting Agency Representative</i>
	1.1 Review, discuss and decision making on the request	None	2 days	<i>MIS Staff PMISD-MIS Room / PMISD Division Chief PMISD Office of the Chief</i>



	<b>1.2</b> Crafted response letter with possible options for the request			<i>/ ITDI Director ITDI Director's Office / Requesting Agency Representative</i>
2. Wait for ITDI Response	None	None	None	
3. Implement request	3.1 Technical assist and provision of necessary documents and materials	None	5 days	<i>MIS Staff / Requesting Agency Representative / Supplier</i>
<b>TOTAL:</b>		<b>None</b>	<b>8 Days</b>	





## Internal Services

### 1. Processing of Employee's Monthly Attendance

The Management Information Systems (MIS) Section of PMISD is responsible for the electronic data collection of attendance of all ITDI employees including contract of service and job order staff. ITDI attendances are captured electronically through biometric scanning of fingerprint. Each building in ITDI has its own biometric attendance log machine. The MIS Section maintains such machine physically and has an administrator access on its system and data. MIS extracted and process attendance logs bi-monthly for contract of service and job order employees, and monthly for regular employees.

<b>Office or Division:</b>	Planning and Management Information Systems Division			
<b>Classification:</b>	Simple			
<b>Type of Transaction:</b>	G2G-Government to Government			
<b>Who may avail:</b>	ITDI – ADM – Human Resource Section			
<b>CHECKLIST OF REQUIREMENTS</b>		<b>WHERE TO SECURE</b>		
1. Biometric attendance Log Machine		ITDI/Metrology Building, STD Building, MSD Building, EBD Building, Koji Building and ADMATEL Building/ground floor		
2. Log Machine Server and System Application		ITDI/PMISD/2 <sup>nd</sup> Floor/MIS Office		
3. ITDI File Server		ITDI/PMISD/2 <sup>nd</sup> Floor/MIS Office		
<b>CLIENT STEPS</b>	<b>AGENCY ACTION</b>	<b>FEES TO BE PAID</b>	<b>PROCESSING TIME</b>	<b>PERSON RESPONSIBLE</b>



1. Check soft copy of processed employee's attendance log.	1.1 Download attendance log from biometric machine and run the script	None	1 Hour	<i>MIS Staff PMISD – MIS Room / ADM HR Section Staff ADM Office</i>
2. Download soft copy of processed attendance log.	2.1 Upload soft copy of processed attendance log.	None	10 Minutes	<i>ADM HR Section Staff ADM Office</i>
3. Print attendance log of all ITDI Staff.	3.1 Make sure the file is not corrupted and printer is working.	None	10 Minutes	<i>ADM HR Section Staff ADM Office</i>
<b>TOTAL:</b>		<b>None</b>	<b>1 Hour and 20 Minutes</b>	



## 2. Request for IT Technical Support

One of the functional objectives of MIS Section of PMISD is to ensure that all ICT facilities are in functional condition in order to support the activities of the institute. ITDI ICT facilities include computers, servers, network components and software. PMISD – MIS also maintains and manage agency level of the official email accounts. Email technical support activities includes reset of password and request for new email account.

<b>Office or Division:</b>	Planning and Management Information Systems Division			
<b>Classification:</b>	Simple			
<b>Type of Transaction:</b>	G2G-Government to Government			
<b>Who may avail:</b>	All ITDI Divisions / Sections			
<b>CHECKLIST OF REQUIREMENTS</b>		<b>WHERE TO SECURE</b>		
1. Request for Technical Support Online Ticketing System		Online Web Application Portal: <a href="https://ticketing.itdi.ph">https://ticketing.itdi.ph</a>		
<b>CLIENT STEPS</b>	<b>AGENCY ACTION</b>	<b>FEES TO BE PAID</b>	<b>PROCESSING TIME</b>	<b>PERSON RESPONSIBLE</b>
1. Login using ITDI Single Login Account.	1.1 Verify user access credibility.	None	1 minute	<i>MIS Staff Online Ticketing Portal End-User</i>
2. Select types of Technical Support Request.	2.1 Monitor New Request	None	1 minute	<i>MIS Staff Online Ticketing Portal End-User</i>



3. Fill out online form then submit request.	3.1 Approved and Process Request	None	6 minutes	<i>MIS Section Head and Staff Online Ticketing Portal CMP Committee End-User</i>
4. Check status online.	4.1 Schedule and conduct technical support activity	None	2 Hours	<i>MIS Staff Online Ticketing Portal End-User</i>
5. Fill out Customer Feedback Form	5.1 Closed the Request	None	1 minute	<i>MIS Staff Online Ticketing Portal End-User</i>
<b>TOTAL:</b>		<b>None</b>	<b>2 Hours, 9 minutes</b>	



### 3. Request for Website Updating and Posting

The MIS Section of PMISD designed and developed the ITDI website. Only MIS Staff has an access on editing and creating new pages on the website.

<b>Office or Division:</b>	Planning and Management Information Systems Division			
<b>Classification:</b>	Complex			
<b>Type of Transaction:</b>	G2G-Government to Government			
<b>Who may avail:</b>	All Divisions / Sections			
<b>CHECKLIST OF REQUIREMENTS</b>		<b>WHERE TO SECURE</b>		
1. Request for Website Posting and Updating Form.		Hard Copy: ITDI/PMISD/2 <sup>nd</sup> floor/MIS Office  Soft Copy: Online ITDI File Server (103.5.5.102/itdiforms/mis)		
<b>CLIENT STEPS</b>	<b>AGENCY ACTION</b>	<b>FEES TO BE PAID</b>	<b>PROCESSING TIME</b>	<b>PERSON RESPONSIBLE</b>
1. Fill out request form.	1.1 Evaluate and study request form.	None	1 hour	<i>MIS Staff PMISD-MIS Room / End-user</i>
2. Review and check the updated website page.	2.1 Edit, delete or create new page or re-design webpage	None	3 Days	<i>MIS Staff PMISD-MIS Room / End-user</i>
<b>TOTAL</b>		<b>None</b>	<b>3 Days and 1 Hour</b>	



#### 4. Request for System Development

As part of Information Systems Strategic Plan (ISSP), MIS Section of PMISD is required to developed necessary information systems to support the institute’s functional objectives. Any section or division may requests to develop an information system for them in order to accomplish their functions efficiently.

<b>Office or Division:</b>	Planning and Management Information Systems Division			
<b>Classification:</b>	Highly Technical			
<b>Type of Transaction:</b>	G2G-Government to Government			
<b>Who may avail:</b>	All Divisions / Sections			
<b>CHECKLIST OF REQUIREMENTS</b>		<b>WHERE TO SECURE</b>		
1. Request for System Development Form		Hard Copy: ITDI/PMISD/2 <sup>nd</sup> floor/MIS Office  Soft Copy: Online ITDI File Server (103.5.5.102/itdiforms/mis)		
<b>CLIENT STEPS</b>	<b>AGENCY ACTION</b>	<b>FEES TO BE PAID</b>	<b>PROCESSING TIME</b>	<b>PERSON RESPONSIBLE</b>
1. Fill out request form.	1.1 Evaluate and study request form.	None	3 days	<i>MIS Staff PMISD-MIS Room / End-user</i>



2. Provide necessary documents to MIS Section.	2.1 Study and analyzed requested information system.	None	10 days	<i>MIS Staff PMISD-MIS Room / End-user</i>
3. Review System Design and Process Flow.	3.1 Provide System Design and Process Flow.	None	10 days	<i>MIS Staff PMISD-MIS Room / End-user</i>
4. Review and evaluate developed system	4.1 Translate the design into computer program.	None	90 days	<i>MIS Staff PMISD-MIS Room / End-user</i>
5. System testing.	5.1 Conduct training and monitor system testing.	None	10 days	<i>MIS Staff PMISD-MIS Room / End-user</i>
6. Fill out Evaluation Form.	6.1 Fix system error / bugs if necessary.	None	30 days	<i>MIS Staff PMISD-MIS Room / End-user</i>
7. Utilized the developed information system.	7.1 Implement the developed information system.			
<b>TOTAL:</b>		<b>None</b>	<b>153 Days*</b>	

**\*Request for System Development** qualified for multi-stage processing



## **V. List of Services**

### **STANDARDS AND TESTING DIVISION**

#### **External & Internal Services**





## External/Internal Services

### 1. Chemical Testing (Basic)

Prior to acceptance of samples, the Standards and Testing Division (STD) validators check the validity of samples for analytical testing then proceeds to the issuance of Technical Service Request (TSR) form which is signed by both the customer and the validator.

<b>Office or Division:</b>	Standards and Testing Division	
<b>Classification:</b>	Complex	
<b>Type of Transaction:</b>	G2C, G2B, G2G	
<b>Who may avail:</b>	All	
	<b>CHECKLIST OF REQUIREMENTS</b>	<b>WHERE TO SECURE</b>
1. Valid sample(s) for testing (please see attached list of required sample specifications for submission)		List of testing capabilities, fees, and sample specifications required for submission can be downloaded from: <a href="https://itdi.dost.gov.ph/index.php/technical-services-fees/testing-and-analysis/std-test-fees">https://itdi.dost.gov.ph/index.php/technical-services-fees/testing-and-analysis/std-test-fees</a>
2. Accomplished Customer Information Sheet (CIS, GP 4.4-01-F01, 1 original/softcopy)		ITDI/STD/Receiving and Releasing Unit (RRU)/through email correspondence
3. Validated Technical Service Request (TSR, GP 4.4-01-F03) reflecting Official Receipt Number (1 original);		Provided by the STD-ITDI Validator during sample receiving and after payment of corresponding technical service fees and charges at the ITDI Cashier;
4. Authorization letter (one (1) original copy) if representative;		Provided by the customer;
5. Alternative to authorization letter: accomplished "Authority to Claim" at the back portion of TSR (GP 4.4-01-F03, 1 original);		Provided during sample validation;



6. Valid government issued identification cards of the person authorized and the person who gave the authorization (one (1) photocopy).		Provided by customer.		
CLIENT STEPS	AGENCY ACTION	FEES TO BE PAID	PROCESSING TIME	PERSON RESPONSIBLE
1. Customer logs in on the logbook of the guard-on-duty (safety protocols implemented).	1.1 Guard-on-duty endorses customer to the Receiving and Releasing Unit (RRU).	None	1 minute	Guard-on-duty
2. Customer informs RRU staff on the testing needs and brought sample for submission.	2.1 RRU checks if customer requirement is within the capability of STD-ITDI.  If capability is not within STD-ITDI capability, RRU staff endorses customer to OneLab Referral System through the Customer Receiving Officer (CRO)	None	1 minute	<i>Science Research Analysts</i> RRU
3. Customer accomplishes Customer Information Sheet (CIS, GP 4.4-01-F01) or presents the accomplished CIS given through email.	3.1 If within capability, RRU instructs customer to accomplish Customer Information Sheet (CIS, GP 4.4-01-F01). RRU staff calls validator from concerned laboratory through paging system or	None	2 minutes	<i>Science Research Analyst</i> RRU



4. Customer proceeds to validation room/designated area and wait for the laboratory/section validator.	local phone call. RRU staff instructs customer to proceed to the Validation Room/designated area.			
	4.1 Concerned laboratory/section validator proceeds to Validation Room.	None	3 minutes	<i>Senior Science Research Specialist/authorized staff Chemistry Laboratory</i>
	4.2 Validator checks validity of sample and completeness of details provided by the customer.	None	3 minutes*	<i>Senior Science Research Specialist/authorized staff Chemistry Laboratory</i>
5. Customer checks correctness of information in the printed TSR.	4.3 Validator inputs information provided by the customer to the Unified Laboratory Information Management System (ULIMS).	None	10 minutes*	<i>Senior Science Research Specialist/authorized staff Chemistry Laboratory</i>
	5.1 Validator prints 1 copy of the Technical Service Request Form (TSR, GP 4.4-01-F03).	None	1 minute	<i>Senior Science Research Specialist/authorized staff Chemistry Laboratory</i>
	5.2 Validator discusses to customer due date of testing service, terms and	None	3 minutes	<i>Senior Science Research Specialist/authorized staff Chemistry Laboratory</i>



6. Customer and validator agree to the content of the TSR and both sign the form.	conditions, modes of release of test reports and the requirements for release of test reports to authorized representative.			
	6.1 Once agreed by the customer, validator prints three (3) more copies of the TSR.	None	2 minutes	<i>Senior Science Research Specialist/authorized staff Chemistry Laboratory</i>
	6.2 Customer and validator agree to the content of the TSR and both sign the form, all four (4) copies.	None	3 minutes	<i>Senior Science Research Specialist/authorized staff Chemistry Laboratory</i>
7. Customer accomplishes harmonized Client Satisfaction Measurement (CSM) Form (QMS-F2). Customer drops accomplished form inside the drop box at the Validation Room or RRU.	7.1 Validator gives three (3) copies of the signed four (4) copies to the customer for payment at the Cashier.	None	1 minute	<i>Senior Science Research Specialist/authorized staff Chemistry Laboratory</i>
	7.2 Validator asks customer to accomplish Customer Satisfaction Feedback Form for Sample Receiving (GP 4.7-01-F01).	None	2 minutes	<i>Senior Science Research Specialist/authorized staff Chemistry Laboratory</i>



<p>8. Customer proceeds to the 2<sup>nd</sup> floor of the NML and Executive Offices Building for payment at the Cashier.</p>	<p>8.1 Validator shows map to the customer of ITDI buildings to guide him/her to the 2<sup>nd</sup> floor of the NML and Executive Offices Building for payment at the Cashier. Validator instructs the customer that he/she does not need to go back to STD building because the STD copy of the signed TSR will be retrieved by STD staff at the Cashier's Section.</p>	<p>None</p>	<p>Depends on the Customer's action (Please see below vicinity map of location of STD and NML buildings)</p>	<p><i>Senior Science Research Specialist/authorized staff</i> Chemistry Laboratory</p>
<p>9. Customer presents three (3) copies of the signed TSRs together with payment of total fee.</p>	<p>9.1 Cashier checks submitted TSRs and issues Official Receipt (OR) of the payment received.</p>	<p>Please refer to STD-ITDI published Schedule of Fees and Charges</p>	<p>2 minutes</p>	<p><i>Cashier</i> Cashier Section, Administrative Division</p>
	<p>9.2 Cashier provides the customer his/her copy of the TSR and the OR. Cashier gives one (1) copy of TSR to Commission on Audit (CoA) and one (1) copy is sent back to STD-ITDI for commencement of technical service. Laboratory/ section concerned checks payment</p>	<p>None</p>	<p>1 minute (Please refer to STD-ITDI published Schedule of Fees and Charges for the turn-around time for each analytical testing service)*</p>	<p><i>Cashier</i> Cashier Section, Administrative Division</p>



<p>10. None</p>	<p>of customer through online using ULIMS or through received TSR and technical service is started.</p> <p>10.1 Laboratory conducts analytical testing.</p>	<p>None</p>	<p>9 days, 23 hours, 17 minutes</p>	<p><i>Laboratory Staff</i> Chemistry Laboratory</p>
<p>11. Customer goes back to STD-ITDI to claim Test Report after the agreed turn-around time for the technical service availed. Customer logs in on the logbook of the guard-on-duty (safety protocols implemented).</p>	<p>11.1 Guard-on-duty endorses customer to the Receiving and Releasing Unit (RRU).</p>	<p>None</p>	<p>1 minute</p>	<p><i>Guard-on-duty</i></p>
<p>12. Customer presents his/her copy of the Technical Service Request (TSR, GP 4.4-01-F03). If a representative is sent, authority to claim and valid identification cards are presented.</p>	<p>12.1 RRU staff checks the presented TSR. If person claiming test report is not the same person who submitted the sample, RRU staff checks the authorization to claim (separate authorization letter or accomplished back page of TSR, GP 4.4-01-F03) the Test</p>	<p>None</p>	<p>2 minutes</p>	<p><i>Science Research Analysts</i> RRU</p>



	<p>Report and valid identification.</p> <p>For customers who availed of email correspondence as the mode of release of Test Reports, RRU staff immediately sends the Test Report to the provided email address by the customer.</p>			
13. Customer signs the receiving copy of the Test Report.	13.1 RRU staff asks customer to sign the receiving copy of the Test Report.	None	1 minute	<i>Science Research Analysts</i> RRU
	13.2 RRU staff places Test Report inside an envelope and forwards to the customer.	None	1 minute	<i>Science Research Analysts</i> RRU
14. Customer accomplishes Client Satisfaction Measurement (CSM) Form (QMS-F2).	14.1 RRU staff asks customer to accomplish Client Satisfaction Measurement (CSM) Form (QMS-F2).	None	2 minutes	<i>Science Research Analysts</i> RRU
15. Customer drops accomplished Customer Feedback	15.1 None	None	1 minute	<i>Science Research Analysts</i> RRU



Form inside the drop box at the RRU.				
	<b>TOTAL:</b>	Please refer to STD-ITDI published Schedule of Fees and Charges	<b>10 days</b>	

\*Timelines indicated are for 1 sample submitted only. Longer time is expected if many samples are submitted.





## 2. Chemical Testing (Advanced)

Prior to acceptance of samples, the Standards and Testing Division (STD) validators check the validity of samples for analytical testing then proceeds to the issuance of Technical Service Request (TSR) form which is signed by both the customer and the validator.

<b>Office or Division:</b>	Standards and Testing Division	
<b>Classification:</b>	Highly Technical	
<b>Type of Transaction:</b>	G2C, G2B, G2G	
<b>Who may avail:</b>	All	
	<b>CHECKLIST OF REQUIREMENTS</b>	<b>WHERE TO SECURE</b>
	<ol style="list-style-type: none"> <li>1. Valid sample(s) for testing (please see attached list of required sample specifications for submission)</li> <li>2. Accomplished Customer Information Sheet (CIS, GP 4.4-01-F01, 1 original/softcopy)</li> <li>3. Validated Technical Service Request (TSR, GP 4.4-01-F03) reflecting Official Receipt Number (1 original);</li> <li>4. Authorization letter (one (1) original copy) if representative;</li> <li>5. Alternative to authorization letter: accomplished "Authority to Claim" at the back portion of TSR (GP 4.4-01-F03, 1 original);</li> </ol>	<p>List of testing capabilities, fees, and sample specifications required for submission can be downloaded from:  <a href="https://itdi.dost.gov.ph/index.php/technical-services-fees/testing-and-analysis/std-test-fees">https://itdi.dost.gov.ph/index.php/technical-services-fees/testing-and-analysis/std-test-fees</a></p> <p>ITDI/STD/Receiving and Releasing Unit (RRU)/through email correspondence</p> <p>Provided by the STD-ITDI Validator during sample receiving and after payment of corresponding technical service fees and charges at the ITDI Cashier;</p> <p>Provided by the customer;</p> <p>Provided during sample validation;</p>



6. Valid government issued identification cards of the person authorized and the person who gave the authorization (one (1) photocopy).		Provided by customer.		
CLIENT STEPS	AGENCY ACTION	FEES TO BE PAID	PROCESSING TIME	PERSON RESPONSIBLE
1. Customer logs in on the logbook of the guard-on-duty (safety protocols implemented).	1.1 Guard-on-duty endorses customer to the Receiving and Releasing Unit (RRU).	None	1 minute	Guard-on-duty
2. Customer informs RRU staff on the testing needs and brought sample for submission.	2.1 RRU checks if customer requirement is within the capability of STD-ITDI.  If capability is not within STD-ITDI capability, RRU staff endorses customer to OneLab Referral System through the Customer Receiving Officer (CRO)	None	1 minute	<i>Science Research Analysts</i> RRU
3. Customer accomplishes Customer Information Sheet (CIS, GP 4.4-01-F01) or presents the accomplished CIS given through email.	3.1 If within capability, RRU instructs customer to accomplish Customer Information Sheet (CIS, GP 4.4-01-F01). RRU staff calls validator from concerned laboratory through paging system or local phone call. RRU staff	None	2 minutes	<i>Science Research Analyst</i> RRU



4. Customer proceeds to validation room/designated area and wait for the laboratory/section validator.	instructs customer to proceed to the Validation Room/designated area.			
	4.1 Concerned laboratory/section validator proceeds to Validation Room.	None	3 minutes	<i>Senior Science Research Specialist/authorized staff</i> Chemistry Laboratory
	4.2 Validator checks validity of sample and completeness of details provided by the customer.	None	3 minutes*	<i>Senior Science Research Specialist/authorized staff</i> Chemistry Laboratory
5. Customer checks correctness of information in the printed TSR.	4.3 Validator inputs information provided by the customer to the Unified Laboratory Information Management System (ULIMS).	None	10 minutes*	<i>Senior Science Research Specialist/authorized staff</i> Chemistry Laboratory
	5.1 Validator prints 1 copy of the Technical Service Request Form (TSR, GP 4.4-01-F03).	None	1 minute	<i>Senior Science Research Specialist/authorized staff</i> Chemistry Laboratory
	5.2 Validator discusses to customer due date of testing service, terms and conditions, modes of	None	3 minutes	<i>Senior Science Research Specialist/authorized staff</i> Chemistry Laboratory



6. Customer and validator agree to the content of the TSR and both sign the form.	release of test reports and the requirements for release of test reports to authorized representative.			
	6.1 Once agreed by the customer, validator prints three (3) more copies of the TSR.	None	2 minutes	<i>Senior Science Research Specialist/authorized staff Chemistry Laboratory</i>
7. Customer accomplishes harmonized Client Satisfaction Measurement (CSM) Form (QMS-F2). Customer drops accomplished form inside the drop box at the Validation Room or RRU.	6.2 Customer and validator agree to the content of the TSR and both sign the form, all four (4) copies.	None	3 minutes	<i>Senior Science Research Specialist/authorized staff Chemistry Laboratory</i>
	7.1 Validator gives three (3) copies of the signed four (4) copies to the customer for payment at the Cashier.	None	1 minute	<i>Senior Science Research Specialist/authorized staff Chemistry Laboratory</i>
	7.2 Validator asks customer to accomplish Customer Satisfaction Feedback Form for Sample Receiving (GP 4.7-01-F01).	None	2 minutes	<i>Senior Science Research Specialist/authorized staff Chemistry Laboratory</i>



<p>8. Customer proceeds to the 2<sup>nd</sup> floor of the NML and Executive Offices Building for payment at the Cashier.</p>	<p>8.1 Validator shows map to the customer of ITDI buildings to guide him/her to the 2<sup>nd</sup> floor of the NML and Executive Offices Building for payment at the Cashier. Validator instructs the customer that he/she does not need to go back to STD building because the STD copy of the signed TSR will be retrieved by STD staff at the Cashier's Section.</p>	<p>None</p>	<p>Depends on the Customer's action (Please see below vicinity map of location of STD and NML buildings)</p>	<p><i>Senior Science Research Specialist/authorized staff</i> Chemistry Laboratory</p>
<p>9. Customer presents three (3) copies of the signed TSRs together with payment of total fee.</p>	<p>9.1 Cashier checks submitted TSRs and issues Official Receipt (OR) of the payment received.</p>	<p>Please refer to STD-ITDI published Schedule of Fees and Charges</p>	<p>2 minutes</p>	<p><i>Cashier</i> Cashier Section, Administrative Division</p>
	<p>9.2 Cashier provides the customer his/her copy of the TSR and the OR. Cashier gives one (1) copy of TSR to Commission on Audit (CoA) and one (1) copy is sent back to STD-ITDI for commencement of technical service. Laboratory/ section concerned checks payment</p>	<p>None</p>	<p>1 minute (Please refer to STD-ITDI published Schedule of Fees and Charges for the turn-around time for each analytical testing service)*</p>	<p><i>Cashier</i> Cashier Section, Administrative Division</p>



<p>10. None</p>	<p>of customer through online using ULIMS or through received TSR and technical service is started.</p> <p>10.1 Laboratory conducts analytical testing.</p>	<p>None</p>	<p>41 days, 23 hours, 17 minutes</p>	<p><i>Laboratory Staff</i> Chemistry Laboratory</p>
<p>11. Customer goes back to STD-ITDI to claim Test Report after the agreed turn-around time for the technical service availed. Customer logs in on the logbook of the guard-on-duty (safety protocols implemented).</p>	<p>11.1 Guard-on-duty endorses customer to the Receiving and Releasing Unit (RRU).</p>	<p>None</p>	<p>1 minute</p>	<p><i>Guard-on-duty</i></p>
<p>12. Customer presents his/her copy of the Technical Service Request (TSR, GP 4.4-01-F03). If a representative is sent, authority to claim and valid identification cards are presented.</p>	<p>12.1 RRU staff checks the presented TSR. If person claiming test report is not the same person who submitted the sample, RRU staff checks the authorization to claim (separate authorization letter or accomplished back page of TSR, GP 4.4-01-F03) the Test</p>	<p>None</p>	<p>2 minutes</p>	<p><i>Science Research Analysts</i> RRU</p>



	<p>Report and valid identification.</p> <p>For customers who availed of email correspondence as the mode of release of Test Reports, RRU staff immediately sends the Test Report to the provided email address by the customer.</p>			
13. Customer signs the receiving copy of the Test Report.	13.1 RRU staff asks customer to sign the receiving copy of the Test Report.	None	1 minute	<i>Science Research Analysts</i> RRU
	13.2 RRU staff places Test Report inside an envelope and forwards to the customer.	None	1 minute	<i>Science Research Analysts</i> RRU
14. Customer accomplishes Client Satisfaction Measurement (CSM) Form (QMS-F2).	14.1 RRU staff asks customer to accomplish Client Satisfaction Measurement (CSM) Form (QMS-F2).	None	2 minutes	<i>Science Research Analysts</i> RRU
15. Customer drops accomplished Customer Feedback	15.1 None	None	1 minute	<i>Science Research Analysts</i> RRU



Form inside the drop box at the RRU.				
<b>TOTAL:</b>		Please refer to STD-ITDI published Schedule of Fees and Charges	<b>42 days</b>	

\*Timelines indicated are for 1 sample submitted only. Longer time is expected if many samples are submitted.

### 3. Entomological Testing (Bioefficacy Testing)

Prior to acceptance of samples, the Standards and Testing Division (STD) validators check the validity of samples for analytical testing then proceeds to the issuance of Technical Service Request (TSR) form which is signed by both the customer and the validator.

<b>Office or Division:</b>	Standards and Testing Division		
<b>Classification:</b>	Highly Technical		
<b>Type of Transaction:</b>	G2C, G2B, G2G		
<b>Who may avail:</b>	All		
<b>CHECKLIST OF REQUIREMENTS</b>		<b>WHERE TO SECURE</b>	
1. Valid sample(s) for testing (please see attached list of required sample specifications for submission)		List of testing capabilities, fees, and sample specifications required for submission can be downloaded from: <a href="https://itdi.dost.gov.ph/index.php/technical-services-fees/testing-and-analysis/std-test-fees">https://itdi.dost.gov.ph/index.php/technical-services-fees/testing-and-analysis/std-test-fees</a>	





<p>2. Accomplished Customer Information Sheet (CIS, GP 4.4-01-F01, 1 original/softcopy)</p> <p>3. Validated Technical Service Request (TSR, GP 4.4-01-F03) reflecting Official Receipt Number (1 original);</p> <p>4. Authorization letter (one (1) original copy) if representative;</p> <p>5. Alternative to authorization letter: accomplished "Authority to Claim" at the back portion of TSR (GP 4.4-01-F03, 1 original);</p> <p>6. Valid government issued identification cards of the person authorized and the person who gave the authorization (one (1) photocopy).</p>	<p>ITDI/STD/Receiving and Releasing Unit (RRU)/through email correspondence</p> <p>Provided by the STD-ITDI Validator during sample receiving and after payment of corresponding technical service fees and charges at the ITDI Cashier;</p> <p>Provided by the customer;</p> <p>Provided during sample validation;</p> <p>Provided by customer.</p>
---	--

CLIENT STEPS	AGENCY ACTION	FEES TO BE PAID	PROCESSING TIME	PERSON RESPONSIBLE
1. Customer logs in on the logbook of the guard-on-duty (safety protocols implemented).	1.1 Guard-on-duty endorses customer to the Receiving and Releasing Unit (RRU).	None	1 minute	Guard-on-duty
2. Customer informs RRU staff on the testing needs and brought sample for submission.	2.1 RRU checks if customer requirement is within the capability of STD-ITDI.  If capability is not within STD-ITDI capability, RRU staff endorses customer to OneLab Referral System	None	1 minute	Science Research Analysts RRU



<p>3. Customer accomplishes Customer Information Sheet (CIS, GP 4.4-01-F01) or presents the accomplished CIS given through email.</p>	<p>through the Customer Receiving Officer (CRO)</p> <p>3.1 If within capability, RRU instructs customer to accomplish Customer Information Sheet (CIS, GP 4.4-01-F01). RRU staff calls validator from concerned laboratory through paging system or local phone call. RRU staff instructs customer to proceed to the Validation Room/designated area.</p>	<p>None</p>	<p>2 minutes</p>	<p><i>Science Research Analyst</i> RRU</p>
<p>4. Customer proceeds to validation room/designated area and wait for the laboratory/section validator.</p>	<p>4.1 Concerned laboratory/section validator proceeds to Validation Room.</p>	<p>None</p>	<p>3 minutes</p>	<p><i>Senior Science Research Specialist/authorized staff</i> Entomology Section, Biological Laboratory</p>
	<p>4.2 Validator checks validity of sample and completeness of details provided by the customer.</p>	<p>None</p>	<p>3 minutes*</p>	<p><i>Senior Science Research Specialist/authorized staff</i> Entomology Section, Biological Laboratory</p>
	<p>4.3 Validator inputs information provided by the customer to the Unified Laboratory</p>	<p>None</p>	<p>10 minutes*</p>	<p><i>Senior Science Research Specialist/authorized staff</i> Entomology Section, Biological Laboratory</p>



5. Customer checks correctness of information in the printed TSR.	Information Management System (ULIMS).			
	5.1 Validator prints 1 copy of the Technical Service Request Form (TSR, GP 4.4-01-F03).	None	1 minute	<i>Senior Science Research Specialist/authorized staff</i> Entomology Section, Biological Laboratory
6. Customer and validator agree to the content of the TSR and both sign the form.	5.2 Validator discusses to customer due date of testing service, terms and conditions, modes of release of test reports and the requirements for release of test reports to authorized representative.	None	3 minutes	<i>Senior Science Research Specialist/authorized staff</i> Entomology Section, Biological Laboratory
	6.1 Once agreed by the customer, validator prints three (3) more copies of the TSR.	None	2 minutes	<i>Senior Science Research Specialist/authorized staff</i> Entomology Section, Biological Laboratory
	6.2 Customer and validator agree to the content of the TSR and both sign the form, all four (4) copies.	None	3 minutes	<i>Senior Science Research Specialist/authorized staff</i> Entomology Section, Biological Laboratory
7. Customer accomplishes harmonized Client	7.1 Validator gives three (3) copies of the signed four	None	1 minute	<i>Senior Science Research Specialist/authorized staff</i> Entomology Section, Biological Laboratory



<p>Satisfaction Measurement (CSM) Form (QMS-F2). Customer drops accomplished form inside the drop box at the Validation Room or RRU.</p>	<p>(4) copies to the customer for payment at the Cashier.</p> <p>7.2 Validator asks customer to accomplish Customer Satisfaction Feedback Form for Sample Receiving (GP 4.7-01-F01).</p>	<p>None</p>	<p>2 minutes</p>	<p><i>Senior Science Research Specialist/authorized staff</i> Entomology Section, Biological Laboratory</p>
<p>8. Customer proceeds to the 2<sup>nd</sup> floor of the NML and Executive Offices Building for payment at the Cashier.</p>	<p>8.1 Validator shows map to the customer of ITDI buildings to guide him/her to the 2<sup>nd</sup> floor of the NML and Executive Offices Building for payment at the Cashier. Validator instructs the customer that he/she does not need to go back to STD building because the STD copy of the signed TSR will be retrieved by STD staff at the Cashier's Section.</p>	<p>None</p>	<p>Depends on the Customer's action (Please see below vicinity map of location of STD and NML buildings)</p>	<p><i>Senior Science Research Specialist/authorized staff</i> Entomology Section, Biological Laboratory</p>
<p>9. Customer presents three (3) copies of the signed TSRs together with payment of total fee.</p>	<p>9.1 Cashier checks submitted TSRs and issues Official Receipt (OR) of the payment received.</p>	<p>Please refer to STD-ITDI published Schedule of Fees and Charges</p>	<p>2 minutes</p>	<p><i>Cashier</i> Cashier Section, Administrative Division</p>



	<p>9.2 Cashier provides the customer his/her copy of the TSR and the OR. Cashier gives one (1) copy of TSR to Commission on Audit (CoA) and one (1) copy is sent back to STD-ITDI for commencement of technical service. Laboratory/ section concerned checks payment of customer through online using ULIMS or through received TSR and technical service is started.</p>	None	1 minute (Please refer to STD-ITDI published Schedule of Fees and Charges for the turn-around time for each analytical testing service)*	<p><i>Cashier</i> Cashier Section, Administrative Division</p>
10. None	10.1 Laboratory conducts analytical testing.	None	87 days, 23 hours, 17 minutes	<p><i>Laboratory Staff</i> Entomology Section, Biological Laboratory</p>
11. Customer goes back to STD-ITDI to claim Test Report after the agreed turn-around time for the technical service availed. Customer logs in on the logbook of the guard-on-duty (safety protocols implemented).	11.1 Guard-on-duty endorses customer to the Receiving and Releasing Unit (RRU).	None	1 minute	<p><i>Guard-on-duty</i></p>



<p>12. Customer presents his/her copy of the Technical Service Request (TSR, GP 4.4-01-F03). If a representative is sent, authority to claim and valid identification cards are presented.</p>	<p>12.1 RRU staff checks the presented TSR. If person claiming test report is not the same person who submitted the sample, RRU staff checks the authorization to claim (separate authorization letter or accomplished back page of TSR, GP 4.4-01-F03) the Test Report and valid identification.</p> <p>For customers who availed of email correspondence as the mode of release of Test Reports, RRU staff immediately sends the Test Report to the provided email address by the customer.</p>	<p>None</p>	<p>2 minutes</p>	<p><i>Science Research Analysts</i> RRU</p>
<p>13. Customer signs the receiving copy of the Test Report.</p>	<p>13.1 RRU staff asks customer to sign the receiving copy of the Test Report.</p> <p>13.2 RRU staff places Test Report inside an envelope</p>	<p>None</p> <p>None</p>	<p>1 minute</p> <p>1 minute</p>	<p><i>Science Research Analysts</i> RRU</p> <p><i>Science Research Analysts</i> RRU</p>



<p>14. Customer accomplishes Client Satisfaction Measurement (CSM) Form (QMS-F2).</p> <p>15. Customer drops accomplished Customer Feedback Form inside the drop box at the RRU.</p>	<p>and forwards to the customer.</p> <p>14.1 RRU staff asks customer to accomplish Client Satisfaction Measurement (CSM) Form (QMS-F2).</p> <p>15.1 None</p>	<p>None</p> <p>None</p>	<p>2 minutes</p> <p>1 minute</p>	<p><i>Science Research Analysts</i> RRU</p> <p><i>Science Research Analysts</i> RRU</p>
<b>TOTAL:</b>		<p>Please refer to STD-ITDI published Schedule of Fees and Charges</p>	<b>88 days</b>	

\*Timelines indicated are for 1 sample submitted only. Longer time is expected if many samples are submitted.



#### 4. Entomological Testing (Insecticidal Activity Screening)

Prior to acceptance of samples, the Standards and Testing Division (STD) validators check the validity of samples for analytical testing then proceeds to the issuance of Technical Service Request (TSR) form which is signed by both the customer and the validator.

<b>Office or Division:</b>	Standards and Testing Division	
<b>Classification:</b>	Highly Technical	
<b>Type of Transaction:</b>	G2C, G2B, G2G	
<b>Who may avail:</b>	All	
	<b>CHECKLIST OF REQUIREMENTS</b>	<b>WHERE TO SECURE</b>
	1. Valid sample(s) for testing (please see attached list of required sample specifications for submission)	List of testing capabilities, fees, and sample specifications required for submission can be downloaded from: <a href="https://itdi.dost.gov.ph/index.php/technical-services-fees/testing-and-analysis/std-test-fees">https://itdi.dost.gov.ph/index.php/technical-services-fees/testing-and-analysis/std-test-fees</a>
	2. Accomplished Customer Information Sheet (CIS, GP 4.4-01-F01, 1 original/softcopy)	ITDI/STD/Receiving and Releasing Unit (RRU)/through email correspondence
	3. Validated Technical Service Request (TSR, GP 4.4-01-F03) reflecting Official Receipt Number (1 original);	Provided by the STD-ITDI Validator during sample receiving and after payment of corresponding technical service fees and charges at the ITDI Cashier;
	4. Authorization letter (one (1) original copy) if representative;	Provided by the customer;
	5. Alternative to authorization letter: accomplished "Authority to Claim" at the back portion of TSR (GP 4.4-01-F03, 1 original);	Provided during sample validation;





6. Valid government issued identification cards of the person authorized and the person who gave the authorization (one (1) photocopy).		Provided by customer.		
CLIENT STEPS	AGENCY ACTION	FEES TO BE PAID	PROCESSING TIME	PERSON RESPONSIBLE
1. Customer logs in on the logbook of the guard-on-duty (safety protocols implemented).	1.1 Guard-on-duty endorses customer to the Receiving and Releasing Unit (RRU).	None	1 minute	Guard-on-duty
2. Customer informs RRU staff on the testing needs and brought sample for submission.	2.1 RRU checks if customer requirement is within the capability of STD-ITDI.  If capability is not within STD-ITDI capability, RRU staff endorses customer to OneLab Referral System through the Customer Receiving Officer (CRO)	None	1 minute	<i>Science Research Analysts</i> RRU
3. Customer accomplishes Customer Information Sheet (CIS, GP 4.4-01-F01) or presents the accomplished CIS given through email.	3.1 If within capability, RRU instructs customer to accomplish Customer Information Sheet (CIS, GP 4.4-01-F01). RRU staff calls validator from concerned laboratory through paging system or local phone call. RRU staff	None	2 minutes	<i>Science Research Analyst</i> RRU



4. Customer proceeds to validation room/designated area and wait for the laboratory/section validator.	instructs customer to proceed to the Validation Room/designated area.			
	4.1 Concerned laboratory/section validator proceeds to Validation Room.	None	3 minutes	<i>Senior Science Research Specialist/authorized staff</i> Entomology Section, Biological Laboratory
	4.2 Validator checks validity of sample and completeness of details provided by the customer.	None	3 minutes*	<i>Senior Science Research Specialist/authorized staff</i> Entomology Section, Biological Laboratory
5. Customer checks correctness of information in the printed TSR.	4.3 Validator inputs information provided by the customer to the Unified Laboratory Information Management System (ULIMS).	None	10 minutes*	<i>Senior Science Research Specialist/authorized staff</i> Entomology Section, Biological Laboratory
	5.1 Validator prints 1 copy of the Technical Service Request Form (TSR, GP 4.4-01-F03).	None	1 minute	<i>Senior Science Research Specialist/authorized staff</i> Entomology Section, Biological Laboratory
	5.2 Validator discusses to customer due date of testing service, terms and conditions, modes of	None	3 minutes	<i>Senior Science Research Specialist/authorized staff</i> Entomology Section, Biological Laboratory



6. Customer and validator agree to the content of the TSR and both sign the form.	release of test reports and the requirements for release of test reports to authorized representative.			
	6.1 Once agreed by the customer, validator prints three (3) more copies of the TSR.	None	2 minutes	<i>Senior Science Research Specialist/authorized staff Entomology Section, Biological Laboratory</i>
7. Customer accomplishes harmonized Client Satisfaction Measurement (CSM) Form (QMS-F2). Customer drops accomplished form inside the drop box at the Validation Room or RRU.	6.2 Customer and validator agree to the content of the TSR and both sign the form, all four (4) copies.	None	3 minutes	<i>Senior Science Research Specialist/authorized staff Entomology Section, Biological Laboratory</i>
	7.1 Validator gives three (3) copies of the signed four (4) copies to the customer for payment at the Cashier.	None	1 minute	<i>Senior Science Research Specialist/authorized staff Entomology Section, Biological Laboratory</i>
	7.2 Validator asks customer to accomplish Customer Satisfaction Feedback Form for Sample Receiving (GP 4.7-01-F01).	None	2 minutes	<i>Senior Science Research Specialist/authorized staff Entomology Section, Biological Laboratory</i>



<p>8. Customer proceeds to the 2<sup>nd</sup> floor of the NML and Executive Offices Building for payment at the Cashier.</p>	<p>8.1 Validator shows map to the customer of ITDI buildings to guide him/her to the 2<sup>nd</sup> floor of the NML and Executive Offices Building for payment at the Cashier. Validator instructs the customer that he/she does not need to go back to STD building because the STD copy of the signed TSR will be retrieved by STD staff at the Cashier's Section.</p>	<p>None</p>	<p>Depends on the Customer's action (Please see below vicinity map of location of STD and NML buildings)</p>	<p><i>Senior Science Research Specialist/authorized staff</i> Entomology Section, Biological Laboratory</p>
<p>9. Customer presents three (3) copies of the signed TSRs together with payment of total fee.</p>	<p>9.1 Cashier checks submitted TSRs and issues Official Receipt (OR) of the payment received.</p>	<p>Please refer to STD-ITDI published Schedule of Fees and Charges</p>	<p>2 minutes</p>	<p><i>Cashier</i> Cashier Section, Administrative Division</p>
	<p>9.2 Cashier provides the customer his/her copy of the TSR and the OR. Cashier gives one (1) copy of TSR to Commission on Audit (CoA) and one (1) copy is sent back to STD-ITDI for commencement of technical service. Laboratory/ section concerned checks payment</p>	<p>None</p>	<p>1 minute (Please refer to STD-ITDI published Schedule of Fees and Charges for the turn-around time for each analytical testing service)*</p>	<p><i>Cashier</i> Cashier Section, Administrative Division</p>



<p>10. None</p>	<p>of customer through online using ULIMS or through received TSR and technical service is started.</p> <p>10.1 Laboratory conducts analytical testing.</p>	<p>None</p>	<p>20 days, 23 hours, 17 minutes</p>	<p><i>Laboratory Staff Entomology Section, Biological Laboratory</i></p>
<p>11. Customer goes back to STD-ITDI to claim Test Report after the agreed turn-around time for the technical service availed. Customer logs in on the logbook of the guard-on-duty (safety protocols implemented).</p>	<p>11.1 Guard-on-duty endorses customer to the Receiving and Releasing Unit (RRU).</p>	<p>None</p>	<p>1 minute</p>	<p><i>Guard-on-duty</i></p>
<p>12. Customer presents his/her copy of the Technical Service Request (TSR, GP 4.4-01-F03). If a representative is sent, authority to claim and valid identification cards are presented.</p>	<p>12.1 RRU staff checks the presented TSR. If person claiming test report is not the same person who submitted the sample, RRU staff checks the authorization to claim (separate authorization letter or accomplished back page of TSR, GP 4.4-01-F03) the Test</p>	<p>None</p>	<p>2 minutes</p>	<p><i>Science Research Analysts RRU</i></p>



	Report and valid identification.			
	12.2 For customers who availed of email correspondence as the mode of release of Test Reports, RRU staff immediately sends the Test Report to the provided email address by the customer.			
13. Customer signs the receiving copy of the Test Report.	13.1 RRU staff asks customer to sign the receiving copy of the Test Report.	None	1 minute	Science Research Analysts RRU
	13.2 RRU staff places Test Report inside an envelope and forwards to the customer.	None	1 minute	Science Research Analysts RRU
14. Customer accomplishes Client Satisfaction Measurement (CSM) Form (QMS-F2).	14.1 RRU staff asks customer to accomplish Client Satisfaction Measurement (CSM) Form (QMS-F2).	None	2 minutes	Science Research Analysts RRU
15. Customer drops accomplished Customer Feedback		None	1 minute	Science Research Analysts RRU



Form inside the drop box at the RRU.				
	<b>TOTAL:</b>	Please refer to STD-ITDI published Schedule of Fees and Charges	<b>21 days</b>	

\*Timelines indicated are for 1 sample submitted only. Longer time is expected if many samples are submitted.



## 5. Microbiological Testing

Prior to acceptance of samples, the Standards and Testing Division (STD) validators check the validity of samples for analytical testing then proceeds to the issuance of Technical Service Request (TSR) form which is signed by both the customer and the validator.

<b>Office or Division:</b>	Standards and Testing Division	
<b>Classification:</b>	Highly Technical	
<b>Type of Transaction:</b>	G2C, G2B, G2G	
<b>Who may avail:</b>	All	
	<b>CHECKLIST OF REQUIREMENTS</b>	<b>WHERE TO SECURE</b>
	<ol style="list-style-type: none"> <li>1. Valid sample(s) for testing (please see attached list of required sample specifications for submission)</li> <li>2. Accomplished Customer Information Sheet (CIS, GP 4.4-01-F01, 1 original/softcopy)</li> <li>3. Validated Technical Service Request (TSR, GP 4.4-01-F03) reflecting Official Receipt Number (1 original);</li> <li>4. Authorization letter (one (1) original copy) if representative;</li> <li>5. Alternative to authorization letter: accomplished "Authority to Claim" at the back portion of TSR (GP 4.4-01-F03, 1 original);</li> </ol>	<p>List of testing capabilities, fees, and sample specifications required for submission can be downloaded from:  <a href="https://itdi.dost.gov.ph/index.php/technical-services-fees/testing-and-analysis/std-test-fees">https://itdi.dost.gov.ph/index.php/technical-services-fees/testing-and-analysis/std-test-fees</a></p> <p>ITDI/STD/Receiving and Releasing Unit (RRU)/through email correspondence</p> <p>Provided by the STD-ITDI Validator during sample receiving and after payment of corresponding technical service fees and charges at the ITDI Cashier;</p> <p>Provided by the customer;</p> <p>Provided during sample validation;</p>





6. Valid government issued identification cards of the person authorized and the person who gave the authorization (one (1) photocopy).		Provided by customer.		
CLIENT STEPS	AGENCY ACTION	FEES TO BE PAID	PROCESSING TIME	PERSON RESPONSIBLE
1. Customer logs in on the logbook of the guard-on-duty (safety protocols implemented).	1.1 Guard-on-duty endorses customer to the Receiving and Releasing Unit (RRU).	None	1 minute	Guard-on-duty
2. Customer informs RRU staff on the testing needs and brought sample for submission.	2.1 RRU checks if customer requirement is within the capability of STD-ITDI.  If capability is not within STD-ITDI capability, RRU staff endorses customer to OneLab Referral System through the Customer Receiving Officer (CRO)	None	1 minute	<i>Science Research Analysts</i> RRU
3. Customer accomplishes Customer Information Sheet (CIS, GP 4.4-01-F01) or presents the accomplished CIS given through email.	3.1 If within capability, RRU instructs customer to accomplish Customer Information Sheet (CIS, GP 4.4-01-F01). RRU staff calls validator from concerned laboratory through paging system or local phone call. RRU staff	None	2 minutes	<i>Science Research Analyst</i> RRU



4. Customer proceeds to validation room/designated area and wait for the laboratory/section validator.	instructs customer to proceed to the Validation Room/designated area.			
	4.1 Concerned laboratory/section validator proceeds to Validation Room.	None	3 minutes	<i>Senior Science Research Specialist/authorized staff</i> Microbiology Section, Biological Laboratory
	4.2 Validator checks validity of sample and completeness of details provided by the customer.	None	3 minutes*	<i>Senior Science Research Specialist/authorized staff</i> Microbiology Section, Biological Laboratory
5. Customer checks correctness of information in the printed TSR.	4.3 Validator inputs information provided by the customer to the Unified Laboratory Information Management System (ULIMS).	None	10 minutes*	<i>Senior Science Research Specialist/authorized staff</i> Microbiology Section, Biological Laboratory
	5.1 Validator prints 1 copy of the Technical Service Request Form (TSR, GP 4.4-01-F03).	None	1 minute	<i>Senior Science Research Specialist/authorized staff</i> Microbiology Section, Biological Laboratory
	5.2 Validator discusses to customer due date of testing service, terms and conditions, modes of	None	3 minutes	<i>Senior Science Research Specialist/authorized staff</i> Microbiology Section, Biological Laboratory



6. Customer and validator agree to the content of the TSR and both sign the form.	release of test reports and the requirements for release of test reports to authorized representative.			
	6.1 Once agreed by the customer, validator prints three (3) more copies of the TSR.	None	2 minutes	<i>Senior Science Research Specialist/authorized staff Microbiology Section, Biological Laboratory</i>
7. Customer accomplishes harmonized Client Satisfaction Measurement (CSM) Form (QMS-F2). Customer drops accomplished form inside the drop box at the Validation Room or RRU.	6.2 Customer and validator agree to the content of the TSR and both sign the form, all four (4) copies.	None	3 minutes	<i>Senior Science Research Specialist/authorized staff Microbiology Section, Biological Laboratory</i>
	7.1 Validator gives three (3) copies of the signed four (4) copies to the customer for payment at the Cashier.	None	1 minute	<i>Senior Science Research Specialist/authorized staff Microbiology Section, Biological Laboratory</i>
	7.2 Validator asks customer to accomplish Customer Satisfaction Feedback Form for Sample Receiving (GP 4.7-01-F01).	None	2 minutes	<i>Senior Science Research Specialist/authorized staff Microbiology Section, Biological Laboratory</i>



<p>8. Customer proceeds to the 2<sup>nd</sup> floor of the NML and Executive Offices Building for payment at the Cashier.</p>	<p>8.1 Validator shows map to the customer of ITDI buildings to guide him/her to the 2<sup>nd</sup> floor of the NML and Executive Offices Building for payment at the Cashier. Validator instructs the customer that he/she does not need to go back to STD building because the STD copy of the signed TSR will be retrieved by STD staff at the Cashier's Section.</p>	<p>None</p>	<p>Depends on the Customer's action (Please see below vicinity map of location of STD and NML buildings)</p>	<p><i>Senior Science Research Specialist/authorized staff</i> Microbiology Section, Biological Laboratory</p>
<p>9. Customer presents three (3) copies of the signed TSRs together with payment of total fee.</p>	<p>9.1 Cashier checks submitted TSRs and issues Official Receipt (OR) of the payment received.</p>	<p>Please refer to STD-ITDI published Schedule of Fees and Charges</p>	<p>2 minutes</p>	<p><i>Cashier</i> Cashier Section, Administrative Division</p>
	<p>9.2 Cashier provides the customer his/her copy of the TSR and the OR. Cashier gives one (1) copy of TSR to Commission on Audit (CoA) and one (1) copy is sent back to STD-ITDI for commencement of technical service. Laboratory/ section concerned checks payment</p>	<p>None</p>	<p>1 minute (Please refer to STD-ITDI published Schedule of Fees and Charges for the turn-around time for each analytical testing service)*</p>	<p><i>Cashier</i> Cashier Section, Administrative Division</p>



<p>10. None</p>	<p>of customer through online using ULIMS or through received TSR and technical service is started.</p> <p>10.1 Laboratory conducts analytical testing.</p>	<p>None</p>	<p>20 days, 23 hours, 17 minutes</p>	<p><i>Laboratory Staff Microbiology Section, Biological Laboratory</i></p>
<p>11. Customer goes back to STD-ITDI to claim Test Report after the agreed turn-around time for the technical service availed. Customer logs in on the logbook of the guard-on-duty (safety protocols implemented).</p>	<p>11.1 Guard-on-duty endorses customer to the Receiving and Releasing Unit (RRU).</p>	<p>None</p>	<p>1 minute</p>	<p><i>Guard-on-duty</i></p>
<p>12. Customer presents his/her copy of the Technical Service Request (TSR, GP 4.4-01-F03). If a representative is sent, authority to claim and valid identification cards are presented.</p>	<p>12.1 RRU staff checks the presented TSR. If person claiming test report is not the same person who submitted the sample, RRU staff checks the authorization to claim (separate authorization letter or accomplished back page of TSR, GP 4.4-01-F03) the Test</p>	<p>None</p>	<p>2 minutes</p>	<p><i>Science Research Analysts RRU</i></p>



	<p>Report and valid identification.</p> <p>For customers who availed of email correspondence as the mode of release of Test Reports, RRU staff immediately sends the Test Report to the provided email address by the customer.</p>			
13. Customer signs the receiving copy of the Test Report.	13.1 RRU staff asks customer to sign the receiving copy of the Test Report.	None	1 minute	<i>Science Research Analysts</i> RRU
	13.2 RRU staff places Test Report inside an envelope and forwards to the customer.	None	1 minute	<i>Science Research Analysts</i> RRU
14. Customer accomplishes Client Satisfaction Measurement (CSM) Form (QMS-F2).	14.1 RRU staff asks customer to accomplish Client Satisfaction Measurement (CSM) Form (QMS-F2).	None	2 minutes	<i>Science Research Analysts</i> RRU
15. Customer drops accomplished Customer Feedback	15.1 None	None	1 minute	<i>Science Research Analysts</i> RRU



Form inside the drop box at the RRU.				
<b>TOTAL:</b>		Please refer to STD-ITDI published Schedule of Fees and Charges	<b>21 days</b>	

\*Timelines indicated are for 1 sample submitted only. Longer time is expected if many samples are submitted.

## 6. Pharmacological and Toxicological Testing (Inhalation Test and Other Contract Testing Services)

Prior to acceptance of samples, the Standards and Testing Division (STD) validators check the validity of samples for analytical testing then proceeds to the issuance of Technical Service Request (TSR) form which is signed by both the customer and the validator.

<b>Office or Division:</b>	Standards and Testing Division		
<b>Classification:</b>	Highly Technical		
<b>Type of Transaction:</b>	G2C, G2B, G2G		
<b>Who may avail:</b>	All		
<b>CHECKLIST OF REQUIREMENTS</b>		<b>WHERE TO SECURE</b>	
1. Valid sample(s) for testing (please see attached list of required sample specifications for submission)		List of testing capabilities, fees, and sample specifications required for submission can be downloaded from: <a href="https://itdi.dost.gov.ph/index.php/technical-services-fees/testing-and-analysis/std-test-fees">https://itdi.dost.gov.ph/index.php/technical-services-fees/testing-and-analysis/std-test-fees</a>	
2. Accomplished Customer Information Sheet (CIS, GP 4.4-01-F01, 1 original/softcopy)		ITDI/STD/Receiving and Releasing Unit (RRU)/through email correspondence	



<p>3. Validated Technical Service Request (TSR, GP 4.4-01-F03) reflecting Official Receipt Number (1 original);</p> <p>4. Authorization letter (one (1) original copy) if representative;</p> <p>5. Alternative to authorization letter: accomplished “Authority to Claim” at the back portion of TSR (GP 4.4-01-F03, 1 original);</p> <p>6. Valid government issued identification cards of the person authorized and the person who gave the authorization (one (1) photocopy).</p>	<p>Provided by the STD-ITDI Validator during sample receiving and after payment of corresponding technical service fees and charges at the ITDI Cashier;</p> <p>Provided by the customer;</p> <p>Provided during sample validation;</p> <p>Provided by customer.</p>			
CLIENT STEPS	AGENCY ACTION	FEES TO BE PAID	PROCESSING TIME	PERSON RESPONSIBLE
<p>1. Customer logs in on the logbook of the guard-on-duty (safety protocols implemented).</p> <p>2. Customer informs RRU staff on the testing needs and brought sample for submission.</p>	<p>1.1 Guard-on-duty endorses customer to the Receiving and Releasing Unit (RRU).</p> <p>2.1 RRU checks if customer requirement is within the capability of STD-ITDI.</p> <p>If capability is not within STD-ITDI capability, RRU staff endorses customer to OneLab Referral System through the Customer Receiving Officer (CRO)</p>	<p>None</p> <p>None</p>	<p>1 minute</p> <p>1 minute</p>	<p>Guard-on-duty</p> <p><i>Science Research Analysts</i> RRU</p>





<p>3. Customer accomplishes Customer Information Sheet (CIS, GP 4.4-01-F01) or presents the accomplished CIS given through email.</p>	<p>3.1 If within capability, RRU instructs customer to accomplish Customer Information Sheet (CIS, GP 4.4-01-F01). RRU staff calls validator from concerned laboratory through paging system or local phone call. RRU staff instructs customer to proceed to the Validation Room/designated area.</p>	<p>None</p>	<p>2 minutes</p>	<p><i>Science Research Analyst</i> RRU</p>
<p>4. Customer proceeds to validation room/designated area and wait for the laboratory/section validator.</p>	<p>4.1 Concerned laboratory/section validator proceeds to Validation Room.</p>	<p>None</p>	<p>3 minutes</p>	<p><i>Senior Science Research Specialist/authorized staff</i> Pharmacology and Toxicology Section, Biological Laboratory</p>
	<p>4.2 Validator checks validity of sample and completeness of details provided by the customer.</p>	<p>None</p>	<p>3 minutes*</p>	<p><i>Senior Science Research Specialist/authorized staff</i> Pharmacology and Toxicology Section, Biological Laboratory</p>
	<p>4.3 Validator inputs information provided by the customer to the Unified Laboratory Information Management System (ULIMS).</p>	<p>None</p>	<p>10 minutes*</p>	<p><i>Senior Science Research Specialist/authorized staff</i> Pharmacology and Toxicology Section, Biological Laboratory</p>



5. Customer checks correctness of information in the printed TSR.	5.1 Validator prints 1 copy of the Technical Service Request Form (TSR, GP 4.4-01-F03).	None	1 minute	<i>Senior Science Research Specialist/authorized staff</i> Pharmacology and Toxicology Section, Biological Laboratory
	5.2 Validator discusses to customer due date of testing service, terms and conditions, modes of release of test reports and the requirements for release of test reports to authorized representative.	None	3 minutes	<i>Senior Science Research Specialist/authorized staff</i> Pharmacology and Toxicology Section, Biological Laboratory
6. Customer and validator agree to the content of the TSR and both sign the form.	6.1 Once agreed by the customer, validator prints three (3) more copies of the TSR.	None	2 minutes	<i>Senior Science Research Specialist/authorized staff</i> Pharmacology and Toxicology Section, Biological Laboratory
	6.2 Customer and validator agree to the content of the TSR and both sign the form, all four (4) copies.	None	3 minutes	<i>Senior Science Research Specialist/authorized staff</i> Pharmacology and Toxicology Section, Biological Laboratory
7. Customer accomplishes harmonized Client Satisfaction Measurement (CSM)	7.1 Validator gives three (3) copies of the signed four (4) copies to the customer for payment at the Cashier.	None	1 minute	<i>Senior Science Research Specialist/authorized staff</i> Pharmacology and Toxicology Section, Biological Laboratory



<p>Form (QMS-F2). Customer drops accomplished form inside the drop box at the Validation Room or RRU.</p>	<p>7.2 Validator asks customer to accomplish Customer Satisfaction Feedback Form for Sample Receiving (GP 4.7-01-F01).</p>	<p>None</p>	<p>2 minutes</p>	<p><i>Senior Science Research Specialist/authorized staff</i> Pharmacology and Toxicology Section, Biological Laboratory</p>
<p>8. Customer proceeds to the 2<sup>nd</sup> floor of the NML and Executive Offices Building for payment at the Cashier.</p>	<p>8.1 Validator shows map to the customer of ITDI buildings to guide him/her to the 2<sup>nd</sup> floor of the NML and Executive Offices Building for payment at the Cashier. Validator instructs the customer that he/she does not need to go back to STD building because the STD copy of the signed TSR will be retrieved by STD staff at the Cashier's Section.</p>	<p>None</p>	<p>Depends on the Customer's action (Please see below vicinity map of location of STD and NML buildings)</p>	<p><i>Senior Science Research Specialist/authorized staff</i> Pharmacology and Toxicology Section, Biological Laboratory</p>
<p>9. Customer presents three (3) copies of the signed TSRs together with payment of total fee.</p>	<p>9.1 Cashier checks submitted TSRs and issues Official Receipt (OR) of the payment received.</p> <p>9.2 Cashier provides the customer his/her copy of</p>	<p>Please refer to STD-ITDI published Schedule of Fees and Charges</p> <p>None</p>	<p>2 minutes</p> <p>1 minute</p>	<p><i>Cashier</i> Cashier Section, Administrative Division</p> <p><i>Cashier</i> Cashier Section, Administrative Division</p>



	<p>the TSR and the OR. Cashier gives one (1) copy of TSR to Commission on Audit (CoA) and one (1) copy is sent back to STD-ITDI for commencement of technical service. Laboratory/ section concerned checks payment of customer through online using ULIMS or through received TSR and technical service is started.</p>		<p>(Please refer to STD-ITDI published Schedule of Fees and Charges for the turn-around time for each analytical testing service)*</p>	
<p>10. None</p>	<p>10.1 Laboratory conducts analytical testing.</p>	<p>None</p>	<p>179 days, 23 hours, 17 minutes</p>	<p><i>Laboratory Staff Pharmacology and Toxicology Section, Biological Laboratory</i></p>
<p>11. Customer goes back to STD-ITDI to claim Test Report after the agreed turn-around time for the technical service availed. Customer logs in on the logbook of the guard-on-duty (safety protocols implemented).</p>	<p>11.1 Guard-on-duty endorses customer to the Receiving and Releasing Unit (RRU).</p>	<p>None</p>	<p>1 minute</p>	<p><i>Guard-on-duty</i></p>



<p>12. Customer presents his/her copy of the Technical Service Request (TSR, GP 4.4-01-F03). If a representative is sent, authority to claim and valid identification cards are presented.</p>	<p>12.1 RRU staff checks the presented TSR. If person claiming test report is not the same person who submitted the sample, RRU staff checks the authorization to claim (separate authorization letter or accomplished back page of TSR, GP 4.4-01-F03) the Test Report and valid identification.</p> <p>For customers who availed of email correspondence as the mode of release of Test Reports, RRU staff immediately sends the Test Report to the provided email address by the customer.</p>	<p>None</p>	<p>2 minutes</p>	<p><i>Science Research Analysts RRU</i></p>
<p>13. Customer signs the receiving copy of the Test Report.</p>	<p>13.1 RRU staff asks customer to sign the receiving copy of the Test Report.</p>	<p>None</p>	<p>1 minute</p>	<p><i>Science Research Analysts RRU</i></p>
	<p>13.2 RRU staff places Test Report inside an envelope and forwards to the customer.</p>	<p>None</p>	<p>1 minute</p>	<p><i>Science Research Analysts RRU</i></p>



14. Customer accomplishes Client Satisfaction Measurement (CSM) Form (QMS-F2).	14.1 RRU staff asks customer to accomplish Client Satisfaction Measurement (CSM) Form (QMS-F2).	None	2 minutes	<i>Science Research Analysts</i> RRU
15. Customer drops accomplished Customer Feedback Form inside the drop box at the RRU.	15.1 None	None	1 minute	<i>Science Research Analysts</i> RRU
<b>TOTAL:</b>		Please refer to STD-ITDI published Schedule of Fees and Charges	<b>180 days</b>	

\*Timelines indicated are for 1 sample submitted only. Longer time is expected if many samples are submitted.



## 7. Pharmacological and Toxicological Testing (Toxicity and Irritation Test)

Prior to acceptance of samples, the Standards and Testing Division (STD) validators check the validity of samples for analytical testing then proceeds to the issuance of Technical Service Request (TSR) form which is signed by both the customer and the validator.

<b>Office or Division:</b>	Standards and Testing Division	
<b>Classification:</b>	Highly Technical	
<b>Type of Transaction:</b>	G2C, G2B, G2G	
<b>Who may avail:</b>	All	
	<b>CHECKLIST OF REQUIREMENTS</b>	<b>WHERE TO SECURE</b>
	<ol style="list-style-type: none"> <li>1. Valid sample(s) for testing (please see attached list of required sample specifications for submission)</li> <li>2. Accomplished Customer Information Sheet (CIS, GP 4.4-01-F01, 1 original/softcopy)</li> <li>3. Validated Technical Service Request (TSR, GP 4.4-01-F03) reflecting Official Receipt Number (1 original);</li> <li>4. Authorization letter (one (1) original copy) if representative;</li> <li>5. Alternative to authorization letter: accomplished "Authority to Claim" at the back portion of TSR (GP 4.4-01-F03, 1 original);</li> </ol>	<p>List of testing capabilities, fees, and sample specifications required for submission can be downloaded from:  <a href="https://itdi.dost.gov.ph/index.php/technical-services-fees/testing-and-analysis/std-test-fees">https://itdi.dost.gov.ph/index.php/technical-services-fees/testing-and-analysis/std-test-fees</a></p> <p>ITDI/STD/Receiving and Releasing Unit (RRU)/through email correspondence</p> <p>Provided by the STD-ITDI Validator during sample receiving and after payment of corresponding technical service fees and charges at the ITDI Cashier;</p> <p>Provided by the customer;</p> <p>Provided during sample validation;</p>



6. Valid government issued identification cards of the person authorized and the person who gave the authorization (one (1) photocopy).		Provided by customer.		
CLIENT STEPS	AGENCY ACTION	FEES TO BE PAID	PROCESSING TIME	PERSON RESPONSIBLE
1. Customer logs in on the logbook of the guard-on-duty (safety protocols implemented).	1.1 Guard-on-duty endorses customer to the Receiving and Releasing Unit (RRU).	None	1 minute	Guard-on-duty
2. Customer informs RRU staff on the testing needs and brought sample for submission.	2.1 RRU checks if customer requirement is within the capability of STD-ITDI.  If capability is not within STD-ITDI capability, RRU staff endorses customer to OneLab Referral System through the Customer Receiving Officer (CRO)	None	1 minute	<i>Science Research Analysts</i> RRU
3. Customer accomplishes Customer Information Sheet (CIS, GP 4.4-01-F01) or presents the accomplished CIS given through email.	3.1 If within capability, RRU instructs customer to accomplish Customer Information Sheet (CIS, GP 4.4-01-F01). RRU staff calls validator from concerned laboratory through paging system or local phone call. RRU staff	None	2 minutes	<i>Science Research Analyst</i> RRU





4. Customer proceeds to validation room/designated area and wait for the laboratory/section validator.	instructs customer to proceed to the Validation Room/designated area.			
	4.1 Concerned laboratory/section validator proceeds to Validation Room.	None	3 minutes	<i>Senior Science Research Specialist/authorized staff Pharmacology and Toxicology Section, Biological Laboratory</i>
	4.2 Validator checks validity of sample and completeness of details provided by the customer.	None	3 minutes*	<i>Senior Science Research Specialist/authorized staff Pharmacology and Toxicology Section, Biological Laboratory</i>
5. Customer checks correctness of information in the printed TSR.	4.3 Validator inputs information provided by the customer to the Unified Laboratory Information Management System (ULIMS).	None	10 minutes*	<i>Senior Science Research Specialist/authorized staff Pharmacology and Toxicology Section, Biological Laboratory</i>
	5.1 Validator prints 1 copy of the Technical Service Request Form (TSR, GP 4.4-01-F03).	None	1 minute	<i>Senior Science Research Specialist/authorized staff Pharmacology and Toxicology Section, Biological Laboratory</i>
	5.2 Validator discusses to customer due date of testing service, terms and conditions, modes of	None	3 minutes	<i>Senior Science Research Specialist/authorized staff</i>



6. Customer and validator agree to the content of the TSR and both sign the form.	release of test reports and the requirements for release of test reports to authorized representative.			Pharmacology and Toxicology Section, Biological Laboratory
	6.1 Once agreed by the customer, validator prints three (3) more copies of the TSR.	None	2 minutes	<i>Senior Science Research Specialist/authorized staff</i> Pharmacology and Toxicology Section, Biological Laboratory
7. Customer accomplishes harmonized Client Satisfaction Measurement (CSM) Form (QMS-F2). Customer drops accomplished form inside the drop box at the Validation Room or RRU.	6.2 Customer and validator agree to the content of the TSR and both sign the form, all four (4) copies.	None	3 minutes	<i>Senior Science Research Specialist/authorized staff</i> Pharmacology and Toxicology Section, Biological Laboratory
	7.1 Validator gives three (3) copies of the signed four (4) copies to the customer for payment at the Cashier.	None	1 minute	<i>Senior Science Research Specialist/authorized staff</i> Pharmacology and Toxicology Section, Biological Laboratory
	7.2 Validator asks customer to accomplish Customer Satisfaction Feedback Form for Sample Receiving (GP 4.7-01-F01).	None	2 minutes	<i>Senior Science Research Specialist/authorized staff</i> Pharmacology and Toxicology Section, Biological Laboratory



<p>8. Customer proceeds to the 2<sup>nd</sup> floor of the NML and Executive Offices Building for payment at the Cashier.</p>	<p>8.1 Validator shows map to the customer of ITDI buildings to guide him/her to the 2<sup>nd</sup> floor of the NML and Executive Offices Building for payment at the Cashier. Validator instructs the customer that he/she does not need to go back to STD building because the STD copy of the signed TSR will be retrieved by STD staff at the Cashier's Section.</p>	<p>None</p>	<p>Depends on the Customer's action (Please see below vicinity map of location of STD and NML buildings)</p>	<p><i>Senior Science Research Specialist/authorized staff</i> Pharmacology and Toxicology Section, Biological Laboratory</p>
<p>9. Customer presents three (3) copies of the signed TSRs together with payment of total fee.</p>	<p>9.1 Cashier checks submitted TSRs and issues Official Receipt (OR) of the payment received.</p>	<p>Please refer to STD-ITDI published Schedule of Fees and Charges</p>	<p>2 minutes</p>	<p><i>Cashier</i> Cashier Section, Administrative Division</p>
	<p>9.2 Cashier provides the customer his/her copy of the TSR and the OR. Cashier gives one (1) copy of TSR to Commission on Audit (CoA) and one (1) copy is sent back to STD-ITDI for commencement of technical service. Laboratory/ section concerned checks payment</p>	<p>None</p>	<p>1 minute (Please refer to STD-ITDI published Schedule of Fees and Charges for the turn-around time for each analytical testing service)*</p>	<p><i>Cashier</i> Cashier Section, Administrative Division</p>



<p>10. None</p>	<p>of customer through online using ULIMS or through received TSR and technical service is started.</p> <p>10.1 Laboratory conducts analytical testing.</p>	<p>None</p>	<p>119 days, 23 hours, 17 minutes</p>	<p><i>Laboratory Staff Pharmacology and Toxicology Section, Biological Laboratory</i></p>
<p>11. Customer goes back to STD-ITDI to claim Test Report after the agreed turn-around time for the technical service availed. Customer logs in on the logbook of the guard-on-duty (safety protocols implemented).</p>	<p>11.1 Guard-on-duty endorses customer to the Receiving and Releasing Unit (RRU).</p>	<p>None</p>	<p>1 minute</p>	<p><i>Guard-on-duty</i></p>
<p>12. Customer presents his/her copy of the Technical Service Request (TSR, GP 4.4-01-F03). If a representative is sent, authority to claim and valid identification cards are presented.</p>	<p>12.1 RRU staff checks the presented TSR. If person claiming test report is not the same person who submitted the sample, RRU staff checks the authorization to claim (separate authorization letter or accomplished back page of TSR, GP 4.4-01-F03) the Test</p>	<p>None</p>	<p>2 minutes</p>	<p><i>Science Research Analysts RRU</i></p>



	<p>Report and valid identification.</p> <p>For customers who availed of email correspondence as the mode of release of Test Reports, RRU staff immediately sends the Test Report to the provided email address by the customer.</p>			
13. Customer signs the receiving copy of the Test Report.	13.1 RRU staff asks customer to sign the receiving copy of the Test Report.	None	1 minute	<i>Science Research Analysts</i> RRU
	13.2 RRU staff places Test Report inside an envelope and forwards to the customer.	None	1 minute	<i>Science Research Analysts</i> RRU
14. Customer accomplishes Client Satisfaction Measurement (CSM) Form (QMS-F2).	14.1 RRU staff asks customer to accomplish Client Satisfaction Measurement (CSM) Form (QMS-F2).	None	2 minutes	<i>Science Research Analysts</i> RRU
15. Customer drops accomplished Customer Feedback	15.1 None	None	1 minute	<i>Science Research Analysts</i> RRU



Form inside the drop box at the RRU.				
	<b>TOTAL:</b>	Please refer to STD-ITDI published Schedule of Fees and Charges	<b>120 days</b>	

\*Timelines indicated are for 1 sample submitted only. Longer time is expected if many samples are submitted.



## 8. Physical and Mechanical Testing (Basic)

Prior to acceptance of samples, the Standards and Testing Division (STD) validators check the validity of samples for analytical testing then proceeds to the issuance of Technical Service Request (TSR) form which is signed by both the customer and the validator.

<b>Office or Division:</b>	Standards and Testing Division	
<b>Classification:</b>	Complex	
<b>Type of Transaction:</b>	G2C, G2B, G2G	
<b>Who may avail:</b>	All	
	<b>CHECKLIST OF REQUIREMENTS</b>	<b>WHERE TO SECURE</b>
	<ol style="list-style-type: none"> <li>1. Valid sample(s) for testing (please see attached list of required sample specifications for submission)</li> <li>2. Accomplished Customer Information Sheet (CIS, GP 4.4-01-F01, 1 original/softcopy)</li> <li>3. Validated Technical Service Request (TSR, GP 4.4-01-F03) reflecting Official Receipt Number (1 original);</li> <li>4. Authorization letter (one (1) original copy) if representative;</li> <li>5. Alternative to authorization letter: accomplished "Authority to Claim" at the back portion of TSR (GP 4.4-01-F03, 1 original);</li> </ol>	<p>List of testing capabilities, fees, and sample specifications required for submission can be downloaded from:  <a href="https://itdi.dost.gov.ph/index.php/technical-services-fees/testing-and-analysis/std-test-fees">https://itdi.dost.gov.ph/index.php/technical-services-fees/testing-and-analysis/std-test-fees</a></p> <p>ITDI/STD/Receiving and Releasing Unit (RRU)/through email correspondence</p> <p>Provided by the STD-ITDI Validator during sample receiving and after payment of corresponding technical service fees and charges at the ITDI Cashier;</p> <p>Provided by the customer;</p> <p>Provided during sample validation;</p>



6. Valid government issued identification cards of the person authorized and the person who gave the authorization (one (1) photocopy).		Provided by customer.		
CLIENT STEPS	AGENCY ACTION	FEES TO BE PAID	PROCESSING TIME	PERSON RESPONSIBLE
1. Customer logs in on the logbook of the guard-on-duty (safety protocols implemented).	1.1 Guard-on-duty endorses customer to the Receiving and Releasing Unit (RRU).	None	1 minute	Guard-on-duty
2. Customer informs RRU staff on the testing needs and brought sample for submission.	2.1 RRU checks if customer requirement is within the capability of STD-ITDI.  If capability is not within STD-ITDI capability, RRU staff endorses customer to OneLab Referral System through the Customer Receiving Officer (CRO)	None	1 minute	<i>Science Research Analysts</i> RRU
3. Customer accomplishes Customer Information Sheet (CIS, GP 4.4-01-F01) or presents the accomplished CIS given through email.	3.1 If within capability, RRU instructs customer to accomplish Customer Information Sheet (CIS, GP 4.4-01-F01). RRU staff calls validator from concerned laboratory through paging system or local phone call. RRU staff	None	2 minutes	<i>Science Research Analyst</i> RRU





4. Customer proceeds to validation room/designated area and wait for the laboratory/section validator.	instructs customer to proceed to the Validation Room/designated area.			
	4.1 Concerned laboratory/section validator proceeds to Validation Room.	None	3 minutes	<i>Senior Science Research Specialist/authorized staff</i> Physical and Performance Testing Laboratory
	4.2 Validator checks validity of sample and completeness of details provided by the customer.	None	3 minutes*	<i>Senior Science Research Specialist/authorized staff</i> Physical and Performance Testing Laboratory
5. Customer checks correctness of information in the printed TSR.	4.3 Validator inputs information provided by the customer to the Unified Laboratory Information Management System (ULIMS).	None	10 minutes*	<i>Senior Science Research Specialist/authorized staff</i> Physical and Performance Testing Laboratory
	5.1 Validator prints 1 copy of the Technical Service Request Form (TSR, GP 4.4-01-F03).	None	1 minute	<i>Senior Science Research Specialist/authorized staff</i> Physical and Performance Testing Laboratory
	5.2 Validator discusses to customer due date of testing service, terms and conditions, modes of	None	3 minutes	<i>Senior Science Research Specialist/authorized staff</i> Physical and Performance Testing Laboratory



6. Customer and validator agree to the content of the TSR and both sign the form.	release of test reports and the requirements for release of test reports to authorized representative.			
	6.1 Once agreed by the customer, validator prints three (3) more copies of the TSR.	None	2 minutes	<i>Senior Science Research Specialist/authorized staff</i> Physical and Performance Testing Laboratory
7. Customer accomplishes harmonized Client Satisfaction Measurement (CSM) Form (QMS-F2). Customer drops accomplished form inside the drop box at the Validation Room or RRU.	6.2 Customer and validator agree to the content of the TSR and both sign the form, all four (4) copies.	None	3 minutes	<i>Senior Science Research Specialist/authorized staff</i> Physical and Performance Testing Laboratory
	7.1 Validator gives three (3) copies of the signed four (4) copies to the customer for payment at the Cashier.	None	1 minute	<i>Senior Science Research Specialist/authorized staff</i> Physical and Performance Testing Laboratory
	7.2 Validator asks customer to accomplish Customer Satisfaction Feedback Form for Sample Receiving (GP 4.7-01-F01).	None	2 minutes	<i>Senior Science Research Specialist/authorized staff</i> Physical and Performance Testing Laboratory



<p>8. Customer proceeds to the 2<sup>nd</sup> floor of the NML and Executive Offices Building for payment at the Cashier.</p>	<p>8.1 Validator shows map to the customer of ITDI buildings to guide him/her to the 2<sup>nd</sup> floor of the NML and Executive Offices Building for payment at the Cashier. Validator instructs the customer that he/she does not need to go back to STD building because the STD copy of the signed TSR will be retrieved by STD staff at the Cashier's Section.</p>	<p>None</p>	<p>Depends on the Customer's action (Please see below vicinity map of location of STD and NML buildings)</p>	<p><i>Senior Science Research Specialist/authorized staff</i> Physical and Performance Testing Laboratory</p>
<p>9. Customer presents three (3) copies of the signed TSRs together with payment of total fee.</p>	<p>9.1 Cashier checks submitted TSRs and issues Official Receipt (OR) of the payment received.</p>	<p>Please refer to STD-ITDI published Schedule of Fees and Charges</p>	<p>2 minutes</p>	<p><i>Cashier</i> Cashier Section, Administrative Division</p>
	<p>9.2 Cashier provides the customer his/her copy of the TSR and the OR. Cashier gives one (1) copy of TSR to Commission on Audit (CoA) and one (1) copy is sent back to STD-ITDI for commencement of technical service. Laboratory/ section concerned checks payment</p>	<p>None</p>	<p>1 minute (Please refer to STD-ITDI published Schedule of Fees and Charges for the turn-around time for each analytical testing service)*</p>	<p><i>Cashier</i> Cashier Section, Administrative Division</p>



<p>10. None</p>	<p>of customer through online using ULIMS or through received TSR and technical service is started.</p> <p>10.1 Laboratory conducts analytical testing.</p>	<p>None</p>	<p>14 days, 23 hours, 17 minutes</p>	<p><i>Laboratory Staff</i> Physical and Performance Testing Laboratory</p>
<p>11. Customer goes back to STD-ITDI to claim Test Report after the agreed turn-around time for the technical service availed. Customer logs in on the logbook of the guard-on-duty (safety protocols implemented).</p>	<p>11.1 Guard-on-duty endorses customer to the Receiving and Releasing Unit (RRU).</p>	<p>None</p>	<p>1 minute</p>	<p><i>Guard-on-duty</i></p>
<p>12. Customer presents his/her copy of the Technical Service Request (TSR, GP 4.4-01-F03). If a representative is sent, authority to claim and valid identification cards are presented.</p>	<p>12.1 RRU staff checks the presented TSR. If person claiming test report is not the same person who submitted the sample, RRU staff checks the authorization to claim (separate authorization letter or accomplished back page of TSR, GP 4.4-01-F03) the Test</p>	<p>None</p>	<p>2 minutes</p>	<p><i>Science Research Analysts</i> RRU</p>



	<p>Report and valid identification.</p> <p>For customers who availed of email correspondence as the mode of release of Test Reports, RRU staff immediately sends the Test Report to the provided email address by the customer.</p>			
13. Customer signs the receiving copy of the Test Report.	13.1 RRU staff asks customer to sign the receiving copy of the Test Report.	None	1 minute	<i>Science Research Analysts</i> RRU
	13.2 RRU staff places Test Report inside an envelope and forwards to the customer.	None	1 minute	<i>Science Research Analysts</i> RRU
14. Customer accomplishes Client Satisfaction Measurement (CSM) Form (QMS-F2).	14.1 RRU staff asks customer to accomplish Client Satisfaction Measurement (CSM) Form (QMS-F2).	None	2 minutes	<i>Science Research Analysts</i> RRU
15. Customer drops accomplished Customer Feedback	15.1 None	None	1 minute	<i>Science Research Analysts</i> RRU



Form inside the drop box at the RRU.				
	<b>TOTAL:</b>	Please refer to STD-ITDI published Schedule of Fees and Charges	<b>15 days</b>	

\*Timelines indicated are for 1 sample submitted only. Longer time is expected if many samples are submitted.



## 9. Physical and Mechanical Testing (Advanced)

Prior to acceptance of samples, the Standards and Testing Division (STD) validators check the validity of samples for analytical testing then proceeds to the issuance of Technical Service Request (TSR) form which is signed by both the customer and the validator.

<b>Office or Division:</b>	Standards and Testing Division	
<b>Classification:</b>	Highly Technical	
<b>Type of Transaction:</b>	G2C, G2B, G2G	
<b>Who may avail:</b>	All	
	<b>CHECKLIST OF REQUIREMENTS</b>	<b>WHERE TO SECURE</b>
	<ol style="list-style-type: none"> <li>1. Valid sample(s) for testing (please see attached list of required sample specifications for submission)</li> <li>2. Accomplished Customer Information Sheet (CIS, GP 4.4-01-F01, 1 original/softcopy)</li> <li>3. Validated Technical Service Request (TSR, GP 4.4-01-F03) reflecting Official Receipt Number (1 original);</li> <li>4. Authorization letter (one (1) original copy) if representative;</li> <li>5. Alternative to authorization letter: accomplished "Authority to Claim" at the back portion of TSR (GP 4.4-01-F03, 1 original);</li> </ol>	<p>List of testing capabilities, fees, and sample specifications required for submission can be downloaded from:  <a href="https://itdi.dost.gov.ph/index.php/technical-services-fees/testing-and-analysis/std-test-fees">https://itdi.dost.gov.ph/index.php/technical-services-fees/testing-and-analysis/std-test-fees</a></p> <p>ITDI/STD/Receiving and Releasing Unit (RRU)/through email correspondence</p> <p>Provided by the STD-ITDI Validator during sample receiving and after payment of corresponding technical service fees and charges at the ITDI Cashier;</p> <p>Provided by the customer;</p> <p>Provided during sample validation;</p>



6. Valid government issued identification cards of the person authorized and the person who gave the authorization (one (1) photocopy).		Provided by customer.		
CLIENT STEPS	AGENCY ACTION	FEES TO BE PAID	PROCESSING TIME	PERSON RESPONSIBLE
1. Customer logs in on the logbook of the guard-on-duty (safety protocols implemented).	1.1 Guard-on-duty endorses customer to the Receiving and Releasing Unit (RRU).	None	1 minute	Guard-on-duty
2. Customer informs RRU staff on the testing needs and brought sample for submission.	2.1 RRU checks if customer requirement is within the capability of STD-ITDI.  If capability is not within STD-ITDI capability, RRU staff endorses customer to OneLab Referral System through the Customer Receiving Officer (CRO)	None	1 minute	<i>Science Research Analysts</i> RRU
3. Customer accomplishes Customer Information Sheet (CIS, GP 4.4-01-F01) or presents the accomplished CIS given through email.	3.1 If within capability, RRU instructs customer to accomplish Customer Information Sheet (CIS, GP 4.4-01-F01). RRU staff calls validator from concerned laboratory through paging system or local phone call. RRU staff	None	2 minutes	<i>Science Research Analyst</i> RRU





4. Customer proceeds to validation room/designated area and wait for the laboratory/section validator.	instructs customer to proceed to the Validation Room/designated area.			
	4.1 Concerned laboratory/section validator proceeds to Validation Room.	None	3 minutes	<i>Senior Science Research Specialist/authorized staff</i> Physical and Performance Testing Laboratory
	4.2 Validator checks validity of sample and completeness of details provided by the customer.	None	3 minutes*	<i>Senior Science Research Specialist/authorized staff</i> Physical and Performance Testing Laboratory
5. Customer checks correctness of information in the printed TSR.	4.3 Validator inputs information provided by the customer to the Unified Laboratory Information Management System (ULIMS).	None	10 minutes*	<i>Senior Science Research Specialist/authorized staff</i> Physical and Performance Testing Laboratory
	5.1 Validator prints 1 copy of the Technical Service Request Form (TSR, GP 4.4-01-F03).	None	1 minute	<i>Senior Science Research Specialist/authorized staff</i> Physical and Performance Testing Laboratory
	5.2 Validator discusses to customer due date of testing service, terms and conditions, modes of	None	3 minutes	<i>Senior Science Research Specialist/authorized staff</i> Physical and Performance Testing Laboratory



6. Customer and validator agree to the content of the TSR and both sign the form.	release of test reports and the requirements for release of test reports to authorized representative.			
	6.1 Once agreed by the customer, validator prints three (3) more copies of the TSR.	None	2 minutes	<i>Senior Science Research Specialist/authorized staff Physical and Performance Testing Laboratory</i>
7. Customer accomplishes harmonized Client Satisfaction Measurement (CSM) Form (QMS-F2). Customer drops accomplished form inside the drop box at the Validation Room or RRU.	6.2 Customer and validator agree to the content of the TSR and both sign the form, all four (4) copies.	None	3 minutes	<i>Senior Science Research Specialist/authorized staff Physical and Performance Testing Laboratory</i>
	7.1 Validator gives three (3) copies of the signed four (4) copies to the customer for payment at the Cashier.	None	1 minute	<i>Senior Science Research Specialist/authorized staff Physical and Performance Testing Laboratory</i>
	7.2 Validator asks customer to accomplish Customer Satisfaction Feedback Form for Sample Receiving (GP 4.7-01-F01).	None	2 minutes	<i>Senior Science Research Specialist/authorized staff Physical and Performance Testing Laboratory</i>



<p>8. Customer proceeds to the 2<sup>nd</sup> floor of the NML and Executive Offices Building for payment at the Cashier.</p>	<p>8.1 Validator shows map to the customer of ITDI buildings to guide him/her to the 2<sup>nd</sup> floor of the NML and Executive Offices Building for payment at the Cashier. Validator instructs the customer that he/she does not need to go back to STD building because the STD copy of the signed TSR will be retrieved by STD staff at the Cashier's Section.</p>	<p>None</p>	<p>Depends on the Customer's action (Please see below vicinity map of location of STD and NML buildings)</p>	<p><i>Senior Science Research Specialist/authorized staff</i> Physical and Performance Testing Laboratory</p>
<p>9. Customer presents three (3) copies of the signed TSRs together with payment of total fee.</p>	<p>3.2 Cashier checks submitted TSRs and issues Official Receipt (OR) of the payment received.</p>	<p>Please refer to STD-ITDI published Schedule of Fees and Charges</p>	<p>2 minutes</p>	<p><i>Cashier</i> Cashier Section, Administrative Division</p>
	<p>3.3 Cashier provides the customer his/her copy of the TSR and the OR. Cashier gives one (1) copy of TSR to Commission on Audit (CoA) and one (1) copy is sent back to STD-ITDI for commencement of technical service. Laboratory/ section concerned checks payment</p>	<p>None</p>	<p>1 minute (Please refer to STD-ITDI published Schedule of Fees and Charges for the turn-around time for each analytical testing service)*</p>	<p><i>Cashier</i> Cashier Section, Administrative Division</p>



<p>10. None</p>	<p>of customer through online using ULIMS or through received TSR and technical service is started.</p> <p>10.1 Laboratory conducts analytical testing.</p>	<p>None</p>	<p>29 days, 23 hours, 17 minutes</p>	<p><i>Laboratory Staff</i> Physical and Performance Testing Laboratory</p>
<p>11. Customer goes back to STD-ITDI to claim Test Report after the agreed turn-around time for the technical service availed. Customer logs in on the logbook of the guard-on-duty (safety protocols implemented).</p>	<p>11.1 Guard-on-duty endorses customer to the Receiving and Releasing Unit (RRU).</p>	<p>None</p>	<p>1 minute</p>	<p><i>Guard-on-duty</i></p>
<p>12. Customer presents his/her copy of the Technical Service Request (TSR, GP 4.4-01-F03). If a representative is sent, authority to claim and valid identification cards are presented.</p>	<p>12.1 RRU staff checks the presented TSR. If person claiming test report is not the same person who submitted the sample, RRU staff checks the authorization to claim (separate authorization letter or accomplished back page of TSR, GP 4.4-01-F03) the Test</p>	<p>None</p>	<p>2 minutes</p>	<p><i>Science Research Analysts</i> RRU</p>



	<p>Report and valid identification.</p> <p>For customers who availed of email correspondence as the mode of release of Test Reports, RRU staff immediately sends the Test Report to the provided email address by the customer.</p>			
13. Customer signs the receiving copy of the Test Report.	13.1 RRU staff asks customer to sign the receiving copy of the Test Report.	None	1 minute	<i>Science Research Analysts</i> RRU
	13.2 RRU staff places Test Report inside an envelope and forwards to the customer.	None	1 minute	<i>Science Research Analysts</i> RRU
14. Customer accomplishes Client Satisfaction Measurement (CSM) Form (QMS-F2).	14.1 RRU staff asks customer to accomplish Client Satisfaction Measurement (CSM) Form (QMS-F2).	None	2 minutes	<i>Science Research Analysts</i> RRU
15. Customer drops accomplished Customer Feedback	15.1 None	None	1 minute	<i>Science Research Analysts</i> RRU



Form inside the drop box at the RRU.				
	<b>TOTAL:</b>	Please refer to STD-ITDI published Schedule of Fees and Charges	<b>30 days</b>	

\*Timelines indicated are for 1 sample submitted only. Longer time is expected if many samples are submitted.



## 10. Breakdown, Re-issuance or Certified True Copies of Test Reports / FOC Certificates

Test Reports / FOC Certificates already released to customers may be broken down into two (2) or more Test Reports / FOC Certificates, only per sample and not per test parameter; already released Test Report / FOC Certificate may be re-issued or certified true copies of the Test Report / FOC Certificate may be issued.

<b>Office or Division:</b>	Standards and Testing Division	
<b>Classification:</b>	Simple	
<b>Type of Transaction:</b>	G2C, G2B, G2G	
<b>Who may avail:</b>	All	
	<b>CHECKLIST OF REQUIREMENTS</b>	<b>WHERE TO SECURE</b>
	<ol style="list-style-type: none"> <li>1. Request letter stating request for breakdown, re-issuance or certified true copy of test reports/ FOC certificates (1 original).</li> <li>2.               <ol style="list-style-type: none"> <li>a. Released Test Report / FOC Certificate containing original dry seal (1 original);</li> <li>b. Original Technical Service Request Form (GP 4.4-01-F03);</li> <li>c. or TSR form from FOC System;</li> <li>d. Authorization letter</li> </ol> </li> </ol>	<p>All are copies/documents from the customer.</p> <p>Provided by the customer as his/her copy</p>



CLIENT STEPS	AGENCY ACTION	FEES TO BE PAID	PROCESSING TIME	PERSON RESPONSIBLE
1. Customer logs in on the logbook of the guard-on-duty (safety protocol implemented).	1.1 Guard-on-duty endorses customer to the Receiving and Releasing Unit (RRU).	None	1 minute	<i>Guard-on-duty</i>
2. Customer informs RRU staff on the request for breakdown, re-issuance, or certified true copy of Test Report(s) / FOC Certificate(s). Customer presents original Test Report(s) / FOC Certificates, original Technical Service Request Form (GP 4.4-01-F03) and if different person transacting the request from the conforme reflected on GP 4.4-01-F03, an authorization letter is required. (request can be made through email).	2.1 RRU staff checks validity of all submitted documents. RRU staff endorses written request to the Office of the Chief for review and approval.	None	3 minutes	<i>Science Research Analysts RRU</i>
	2.1 Office of the Chief checks validity of request and approves request letter. Staff of the Office of the Chief endorses approved request back to RRU.	None	2 minutes	<i>Chief Science Research Specialist; Administrative Assistant I Office of the Chief</i>





<p>3. Customer checks correctness of information on the printed TSR.</p>	<p>3.1 RRU staff validates the request. RRU staff inputs information provided by the customer to the Unified Laboratory Information Management System (ULIMS). Three (3) copies of the Technical Service Request Form (GP 4.4-01-F03) for the breakdown, re-issuance or certified true copy of Test Report / FOC Certificate are issued.</p>	<p>None</p>	<p>5 minutes</p>	<p><i>Science Research Analysts</i> RRU</p>
<p>4. Customer and validator agree to the content of the TSR and both sign the form, all copies.</p>	<p>4.1 Customer and RRU staff agree to the content of the TSR and both sign the form, all three (3) copies. RRU staff gives three (3) copies of the signed copies to the customer for payment at the Cashier.</p>	<p>None</p>	<p>3 minute</p>	<p><i>Science Research Analysts</i> RRU</p>
<p>5. Customer proceeds to the 2<sup>nd</sup> floor of the NML and Executive Offices Building for payment at the Cashier.</p>	<p>5.1 RRU staff shows map to the customer of ITDI buildings to guide him/her to the 2<sup>nd</sup> floor of the NML and Executive Offices Building for payment at the Cashier.</p>	<p>None</p>	<p>Depends on the Customer's action (Please see below vicinity map of location of STD and NML buildings)</p>	<p><i>Science Research Analysts</i> RRU</p>



<p>6. Customer presents three (3) copies of the signed TSRs together with payment of total fee.</p>	<p>6.1 Cashier checks submitted TSRs and issues Official Receipt (OR) of the payment received.</p>	<p>P100.00 per page per request</p>	<p>2 minutes</p>	<p><i>Cashier</i> Cashier Section, Administrative Division</p>
<p>7. Customer returns to STD-ITDI RRU and present his/her copy of the signed TSR reflecting the OR number.</p>	<p>7.1 Cashier provides the customer his/her copy of the TSR and the OR. Cashier gives one (1) copy of TSR to Commission on Audit (CoA) and one (1) copy is sent back to STD-ITDI by the customer.</p>	<p>None</p>	<p>1 minute</p>	<p><i>Cashier</i> Cashier Section, Administrative Division</p>
	<p>7.2 Once paid TSR is presented, RRU staff calls concerned laboratory/ section to send soft copy of Work Order Report (GP 5.10-F01 to F05) for the breakdown of the Test Report. For re-issuance of Test Report, RRU staff reprints the already issued Test Report. If the Test Report was issued years ago beyond the retention period of 6 years of retention of soft copies of Test Reports,</p>	<p>None</p>	<p>10 minutes*</p>	<p><i>Science Research Analysts</i> RRU; <i>Senior Science Research Specialists / authorized staff</i> Biological, Chemistry, and Physical and Performance Testing Laboratories</p>



<p>8. Customer signs the receiving copy of the broken down, reissued, or certified true copy of the Test Report / FOC Certificate.</p>	<p>RRU staff asks concerned laboratories/ sections to prepare new Work Order Report (GP 5.10-F01 to F05).</p> <p>For the request for certified true copy, RRU staff photocopies the original copy of the Test Report / FOC Certificate, stamps “Certified True Copy” red stamp and places the dry seal.</p> <p>8.1 RRU staff prints three copies of Test Reports / FOC Certificates and asks Section/Laboratory Heads and Division Chief / Officer-in-Charge for final review and signatures.</p> <p>8.2 RRU staff asks customer to sign the receiving copy of the broken down, re-issued or certified true copy of Test Report / FOC Certificate.</p>	<p>None</p> <p>None</p>	<p>7 minutes*</p> <p>1 minute</p>	<p><i>Science Research Analysts</i> RRU</p> <p><i>Science Research Analysts</i> RRU</p>
--	--	-------------------------	-----------------------------------	---



<p>9. Customer accomplishes harmonized Client Satisfaction Measurement (CSM) Form (QMS-F2).</p> <p>10. Customer drops accomplished harmonized Client Satisfaction Measurement (CSM) Form (QMS-F2) inside the drop box at the RRU.</p>	<p>8.3 RRU staff places Test Report / FOC Certificate inside an envelope and forwards the report / certificate to the customer.</p> <p>9.1 RRU staff asks customer to accomplish the harmonized Client Satisfaction Measurement (CSM) Form (QMS-F2).</p>	<p>None</p> <p>None</p>	<p>1 minute</p> <p>3 minutes</p>	<p><i>Science Research Analysts RRU</i></p> <p><i>Science Research Analysts RRU</i></p>
<b>TOTAL:</b>		P100.00 per page per request	<b>39 minutes</b>	

\*Timelines indicated are for 1 Test Report / FOC Certificate requested. Longer time is expected if many Test Reports / FOC Certificates are requested and/or if the Report/Certificate has many contents.

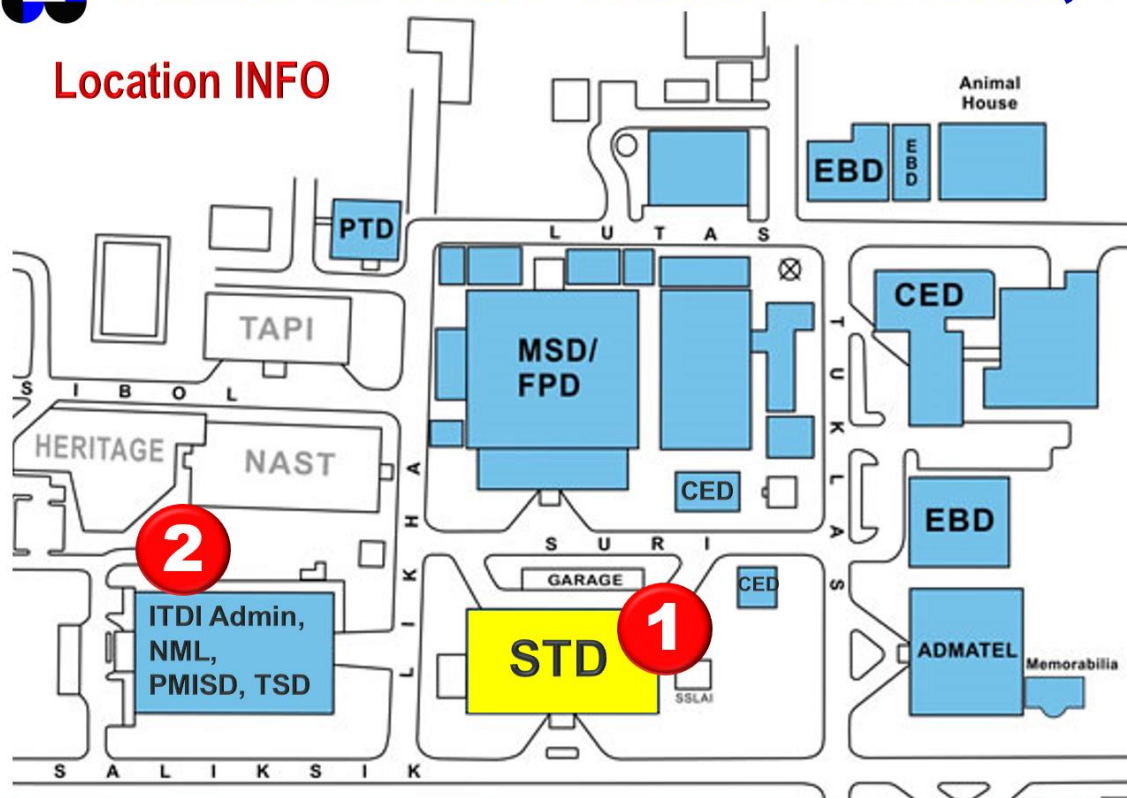


Vicinity Map:



## STANDARDS AND TESTING DIVISION, ITDI-DOST

### Location INFO



### Location No. 1

- ✓ Acceptance of Requests for Technical Services
- ✓ Accommodation of Customer Inquiries
- ✓ Releasing of Test Reports/ FOC Certificates

### Location No. 2

- ✓ Payment of Test Fees (2<sup>nd</sup> Floor, Cashier's Section)



**Industrial Technology Development Institute  
STANDARDS AND TESTING DIVISION**

**SCHEDULE OF FEES AND CHARGES FOR  
TESTING AND ANALYTICAL SERVICES**

**CHEMISTRY LABORATORY  
ORGANIC CHEMISTRY SECTION**

SAMPLE NAME	TEST NAME	TEST METHOD	TEST FEE (PhP)	SAMPLE REQUIREMENT
<b>FUELS AND PETROLUEM PRODUCTS</b>				
<b>Liquid Fuels/ Lubricants</b>	API Gravity/Specific Gravity/ Density	ASTM D4052/ASTM D1298	700.00	500mL
	Ash, straight	ASTM D 482	670.00	100mL
	Ash, Sulfated	ASTM D 874	840.00	100mL
	Color	ASTM D1500	360.00	100mL
	Copper Corrosion test	ASTM D130	700.00	100mL
	Flashpoint			
	Cleveland Open Cup (COC)	ASTM D 92	700.00	500mL
	Penky Martens Closed Cup (PMCC)	ASTM D 93	700.00	500mL
	Tag Closed Tester (TCT)	ASTM D 56	700.00	500mL
	Kinematic viscosity	ASTM D 445	800.00	200mL
	Total Acid Number	ASTM D 974	520.00	200mL
	Viscosity index	ASTM D 2270	1,320.00	200mL
	Water & sediments	ASTM D 1796/ASTM D2709	840.00	1L
	Water content	ASTM D 95	840.00	1L
	Compatibility Test	ASTM D 4740	1,300.00	500mL
	Sulfur	Combustion	2000.00 1 <sup>st</sup> spl, 900.00 next	100mL
	CHN	Combustion	3100.00 1 <sup>st</sup> spl, 1,500.00 next	100mL
	Heating value	ASTM D240	1,500.00	100mL
	Pour Point	ASTM D97	1,500.00	200mL
<b>Solid Fuels (charcoal, wood biomass)</b>	Proximate Analysis	ASTM D 1762	1,990.00	100g finely ground
	Ash	ASTM D 1762	840.00	
	Moisture	ASTM D 1762	450.00	
	Volatile Combustible Matter	ASTM D 1762	700.00	
	Fixed Carbon (by difference)	ASTM D 1762	1,990.00	
	Heating value	ASTM D 3286	1,500.00	
	Sulfur	ASTM D 4239	2000.00 1 <sup>st</sup> spl 900.00 next	
	Ultimate analysis	ASTM D 5373	3100.00 1 <sup>st</sup> spl, 1,500.00 next	
<b>Anthracite Coals</b>	Acid solubility	ANSI/AWWA B100-96	1,500.00	1000 g granules
	Hardness, Mohs' scale		300.00	100 g blocks
<b>Grease</b>	Dropping Point	ASTM D 566	600.00	100 g
	Penetration Worked	ASTM D 217	650.00	500g
<b>Brake Fluid</b>	Dry ERBP	PNS 239	480.00	1L
	Loss on Evaporation	PNS 239	2,200.00	
	pH	PNS 239	400.00	
	Specific Gravity	ASTM D 1298	700.00	
	Kinematic viscosity @ 100 °C	ASTM D 445	800.00	
<b>Waxes</b>	Drop Melting Point	ASTM D 127	720.00	100g
	Penetration, Needle	ASTM D 1321	720.00	200 g
<b>Asphalt</b>	Penetration, Needle	ASTM D 5	720.00	200 g
	Softening point	ASTM D 36	720.00	50 g
<b>PLANTS AND PHARMACUETICAL PRODUCTS</b>				
<b>Proximate Composition of Plant &amp; Plant Products and Herbal Food Supplements</b>	Acid insoluble ash	USP 23, [561]	1,080.00	20 g
	Crude Fat	AOAC 920.39	960.00	20g
	Crude Fiber	USP 23, [561]	1,380.00	20 g
	Crude Protein	AOAC 955.04	1,120.00	20 g
	Essential Oil content	USP 23, [561]	1,080.00	500g per set up
	Fixed Oil content	USP 23, [401]	840.00	500g
	Moisture	USP 23, [921]	600.00	20 g
	Total Ash	USP 23, [561]	720.00	20 g



**Industrial Technology Development Institute  
STANDARDS AND TESTING DIVISION**

**SCHEDULE OF FEES AND CHARGES FOR  
TESTING AND ANALYTICAL SERVICES**

**CHEMISTRY LABORATORY  
ORGANIC CHEMISTRY SECTION**

SAMPLE NAME	TEST NAME	TEST METHOD	TEST FEE (PhP)	SAMPLE REQUIREMENT
<b>Plant Components</b>	Phytochemical (alkaloids, flavonoids, glycosides saponins, sterols, tannins, triterpenes)	BTD Manual Qualitative	650.00	300 g
	Alkaloids	TLC	1,200.00	300 g
	Flavonoids	TLC	1,200.00	300 g
	Glycosides	TLC	1,200.00	300 g
	Hydrogen Cyanide	BTD Manual Qualitative	600.00	300 g
	Sterols	TLC	1,200.00	300 g
	Sugar (Glucose, Fructose, Sucrose)	HPLC	2500.00 any 1 <sup>st</sup> analyte add'l analyte 600.00 each	100 – 150g dried or fresh spl
	Triterpenes	TLC	1,200.00	5-10g extract 50g dried part
<b>Plant Oils (Essential &amp; Fixed Oil) Plant Extracts</b>	Iodine value	USP [401]	600.00	10g
	Refractive Index	USP [831]	400.00	5 mL
	Saponification Value	USP [401]	800.00	20 g
	Acid Value	Titration	600.00	100 mL
	Specific Gravity	USP [841]	500.00	100 mL
	Total Essential oil Content	AOAC 932.11	1,080.00	300 mL
	Total Fixed Oil Content	USP [401]	840.00	250 g
	Viscosity (Brookfield)	ASTM D 2556	840.00	500 mL
	Scavenging activity of plant extracts	Spectrophotometer	3,960.00	200 g
	Antioxidant activity of plant extracts	Spectrophotometer	1,160.00	200 g
	Carvacrol	GC	1,800.00 any 1 <sup>st</sup> analyte add'l Analyte 600.00 each	5mL
	Citral	GC		5mL
	Citronellal	GC		5mL
	Citronellol	GC		5mL
	Eucalyptol/Cineole	GC		5mL
	Eugenol	GC		5mL
	Geraniol	GC		5mL
	Limonene	GC		5mL
	Linalool	GC		5mL
	Myrcene	GC		5mL
α-Pinene	GC		5mL	
β-Pinene	GC		5mL	
Terpineol	GC		5mL	
<b>Alkaloids</b>	Caffeine	HPLC	2,800.00	100 g
<b>Tannins</b>	Catechol	TLC	1,200.00	100 g
	Pyrogallol	TLC	1,200.00	100 g
<b>Liquid Nutritional Supplement</b>	Calcium	AOAC 929.07	1,920.00	1L
	Phosphorous	AOAC 930.35	1,440.00	500 mL
	Sodium	AOAC 966.16	1,920.00	1L
<b>Plant Products &amp; Herbal Supplements</b>	β-Carotene	HPLC	4,000.00	100 g
	Vitamin A	HPLC	3,750.00	100 g
	Vitamin B1	HPLC	3,500.00	100 g
	Vitamin B2	HPLC	3,500.00	100 g
	Vitamin B6	HPLC	3,500.00	100 g
	Vitamin E	HPLC	3,600.00	100 g
<b>Topical Preparations, Liniments, Ointments</b>	Camphor	GC	1,800.00 any 1 <sup>st</sup> analyte 600.00 per add'l analyte	60 – 100mL
	Menthol	GC		
	Eucalyptol/Cineole	GC		
	Methyl Salicylate	GC		
<b>Medicated Cosmetic Soaps</b>	Camphor	GC	1,800.00	60 – 100mL
	Menthol	GC	1,800.00	



**Industrial Technology Development Institute  
STANDARDS AND TESTING DIVISION**

**SCHEDULE OF FEES AND CHARGES FOR  
TESTING AND ANALYTICAL SERVICES**

**CHEMISTRY LABORATORY  
ORGANIC CHEMISTRY SECTION**

SAMPLE NAME	TEST NAME	TEST METHOD	TEST FEE (PhP)	SAMPLE REQUIREMENT
<b>Medicated Cosmetic Liquid Preparations</b>	Retinoic Acid (Tretinoin)	HPLC	3,750.00	4 bots in orig. pack
	Ethanol / 2-Propanol	GC	1,800.00 any 1st analyte 600.00 per add'l analyte	250 mL
<b>Drug, Pharmaceuticals and Cosmetic Preparations</b>	pH	USP 23	325.00	100 mL
	Viscosity (Brookfield)	ASTM D 2556	840.00	500 mL
	Moisture	USP 23	600.00	100 g
<b>PAINTS AND ALLIED PRODUCTS</b>				
<b>Water-based Paints, Latex, White; Elastomeric; Acrylic Polymer, Copolymer</b>	Chemical resistance	ASTM D 1308		At least 4L sample Test panels
	Spot Test		400.00	
	Immersion Test		650.00	
	Density	ASTM D 1475	515.00	
	Dry/Cure time	ASTM D 1640	400.00	
	Fineness of Grind	ASTM D 1210	380.00	
	Gloss Measurement	ASTM D 523	500.00	
	Pigment and Vehicle content	ASTM D 2371	1,000.00	
	Titanium Dioxide	ASTM D 1394	1,300.00	
	If requested alone		1,920.00	
	Total Solids, % weight	ASTM D 2369	500.00	
	Viscosity (KU) (Stormer)	ASTM D562	500.00	
	Volume non-volatile matter	ASTM D2697	500.00	
	If requested alone		1,200.00	
Water resistance	ASTM D870	390.00		
<b>Organic solvent-based Paints, Enamel, White; Polyurethane</b>	Adhesion	ASTM D 3359	375.00	At least 4L sample Test panels
	Density	ASTM D 1475	515.00	
	Dry/Cure time	ASTM D 1640	400.00	
	Fineness of Grind	ASTM D 1210	380.00	
	Flexibility	ASTM D 522	400.00	
	Gloss Measurement	ASTM D 523	500.00	
	Hardness	ASTM D 3363	375.00	
	Pigment and Vehicle content	ASTM D 2371	1,000.00	
	Titanium Dioxide	ASTM D 1394	1,300.00	
	If requested alone		1,920.00	
	Total Solids, % weight	ASTM D 2369	500.00	
	Viscosity (KU)	ASTM D 562	500.00	
	Volume non-volatile matter or Total Solids, % volume	ASTM D 2697	500.00	
	If requested alone		1,200.00	
<b>Primer Paints: Zn Yellow, Red Lead, Ferrous Oxide</b>	Adhesion	ASTM D 3359	375.00	At least 4L sample Test panels
	Density	ASTM D 1475	515.00	
	Dry/Cure time	ASTM D 1640	400.00	
	Fineness of Grind	ASTM D 1210	380.00	
	Flexibility	ASTM D 522	400.00	
	Gloss Measurement	ASTM D 523	500.00	
	Hardness	ASTM D 3363	375.00	
	Iron Oxide (Iron Oxide Primer)			
	If requested alone	AAS	1,920.00	
	Pigment and Vehicle content			
	Red Lead (Red Lead Primer)	ASTM D 2371	1,000.00	
	If requested alone	AAS	1,920.00	
	Total Solids, % weight	ASTM D 2369	500.00	
	Viscosity (KU)	ASTM D 562	500.00	
	Volume non-volatile matter or Total Solids, % volume	ASTM D 2697	500.00	
	If requested alone		1,515.00	
	Chromium (Zn Yellow Primer)	ASTM D 444	1,200.00	
	If requested alone		1,920.00	
Zinc (Zn Yellow Primer)				
If requested alone	AAS	1,920.00		





**Industrial Technology Development Institute  
STANDARDS AND TESTING DIVISION**

**SCHEDULE OF FEES AND CHARGES FOR  
TESTING AND ANALYTICAL SERVICES**

**CHEMISTRY LABORATORY  
ORGANIC CHEMISTRY SECTION**

SAMPLE NAME	TEST NAME	TEST METHOD	TEST FEE (PhP)	SAMPLE REQUIREMENT
<b>ReflectORIZED Traffic Marking Paints: White and Yellow</b>	Density	ASTM D 1475	515.00	At least 4L sample Test panels
	Dry/Cure time/No-Pick-Up time			
	Glassbeads	ASTM D 1640/D711	400.00	
	Content	JIS K5665	700.00	
	Density	JIS R3301	700.00	
	Gradation	ASTM D1214	1,250.00	
	Lead, Total (for yellow paint)	AAS		
	If requested alone		1,920.00	
	Pigment & Vehicle Content	ASTM D237/D4451	1,000.00	
	Titanium Dioxide (for white paint)	ASTM D1394	1,300.00	
Total Solids, % weight	ASTM D2369	500.00		
Water resistance	ASTM D870	390.00		
<b>Thermoplastic Powder Paints White and Yellow</b>	Calcium Carbonate	ASTM C25	1,100.00	At least 1kg sample
	If requested alone		1,560.00	
	Dry/Cure time	ASTM D1640	400.00	
	Glassbeads			
	Content	JIS K5665	700.00	
	Density	JIS R3301	515.00	
	Gradation	ASTM D1214	1,250.00	
	Lead, Total (for yellow paint)			
	If requested alone	AAS	1,920.00	
	Pigment	ASTM D4451	1,000.00	
	Softening Point	ASTM E28	870.00	
	Titanium Dioxide (for white paint)	ASTM D1394	1,300.00	
	If requested alone			
	Chrome Yellow (for yellow paint)	ASTM D1394	1,300.00	
If requested alone				
<b>Aluminum Paints</b>	Density	ASTM D1475	450.00	At least 4L sample Test panels
	Dry/Cure time	ASTM D1640	400.00	
	Pigment and Vehicle content	ASTM D2371	1,000.00	
	Viscosity (Ford Cup #4 )	ASTM D1200	500.00	
	Volatile and nonvolatile Matter	ASTM D2369	600.00	
	Water content	ASTM D95	950.00	
	Adhesion	ASTM D3359	375.00	
	Chemical resistance	ASTM D1308		
	Spot Test		400.00	
	Immersion Test		650.00	
	Additional substrate		120.00	
	Heat resistance	ASTM D2485	3,000.00	
	Total Solids, % weight	ASTM D2369	500.00	
	Total Solids, % volume	ASTM D2697	500.00	
	If requested alone		1,200.00	
<b>Avion Blue Enamel Paint</b>	Adhesion	ASTM D3359	375.00	At least 4L sample Test panels
	Chemical resistance	ASTM D1308		
	Spot Test		400.00	
	Immersion Test		600.00	
	Additional substrate		120.00	
	Density	ASTM D1475	450.00	
	Dry/Cure time	ASTM D1640	400.00	
	Fineness of Grind	ASTM D1210	380.00	
	Flexibility	ASTM D522	400.00	
	Hardness	ASTM D3363	375.00	
	Total Solids, % weight	ASTM D2369	500.00	
	Viscosity (Ford Cup #4)	ASTM D1200	500.00	
	Water resistance	ASTM D870	390.00	



**Industrial Technology Development Institute  
STANDARDS AND TESTING DIVISION**

**SCHEDULE OF FEES AND CHARGES FOR  
TESTING AND ANALYTICAL SERVICES**

**CHEMISTRY LABORATORY  
ORGANIC CHEMISTRY SECTION**

SAMPLE NAME	TEST NAME	TEST METHOD	TEST FEE (PhP)	SAMPLE REQUIREMENT	
<b>Epoxy Paints</b>	Adhesion	ASTM D3359	375.00	At least 4L sample Test panels	
	Chemical resistance	ASTM D1308			
	Spot Test		400.00		
	Immersion Test		650.00		
	Additional substrate		120.00		
	Density	ASTM D1475	450.00		
	Dry/Cure time	ASTM D1640	380.00		
	Flexibility	ASTM D522	400.00		
	Hardness	ASTM D3363	375.00		
	Total Solids, % weight	ASTM D2369	500.00		
	Total Solids, % volume	ASTM D2697	500.00		
	If requested alone		1,200.00		
Viscosity (KU)	ASTM D562	500.00			
Water resistance	ASTM D870	390.00			
<b>Adhesives</b>	Viscosity, Krebs Unit	ASTM D1084	500.00	At least 1L/analyte	
	Total Solids (non volatile content)	ASTM D4426	500.00		
	Viscosity (Brookfield)	ASTM D1084	840.00		
<b>Glue</b>	pH	PNS 1800:2000	400.00	At least 1L/analyte	
	Free formaldehyde		700.00		
	Solid Content		500.00		
<b>Physical analysis of Fingerprint Taker</b>	Thumbprint Impressions, plain	Sirchie Fingerprint Method	960.00	at least 10 pcs.	
<b>Indelible Ink</b>	Silver Nitrate, % w/w	ISTD (Gravimetry/ Titrimetry)	1,920.00	at least 150 mL	
<b>FOOD AND FEEDS</b>					
<b>Foods/Feeds</b>	Protein	Block Digestion Method	1,120.00	200 mL or 200 g	
	Ash	AOAC	550.00	200 g	
	Ash-Acid insoluble	Gravimetric	900.00	200 g	
	Ash-Water soluble & insoluble	Gravimetric	1,020.00	200 g	
	Ash-Alkalinity	Gravimetric	1,000.00	200 g	
	Ash-Alkalinity of Water, Insoluble	Gravimetric	1,440.00	200 g	
	Ash-Alkalinity of Water Soluble	Gravimetric	1,320.00	200 g	
	Ash-Sulphated	Gravimetric	1,000.00	200 g	
	Crude Fiber	Gravimetric	1,380.00	200 g	
	Moisture	Gravimetric	400.00	200 g	
	Crude Fat	Acid hydrolysis	1,200.00	200 g	
	Starch	Direct acid hydrolysis	1,200.00	200 g	
	Food Energy ( Calories)	By computation	90.00	500 g	
	Total carbohydrate	By difference	90.00	500 g	
	Total Dietary Fiber	AOAC	7,200.00	300 g	
	pH	AOAC	325.00	200 g	
	Cholesterol	HPLC	3,960.00	300 g	
	Caffeine	HPLC	2,800.00	300 g	
	Sorbic Acid	HPLC	4,400.00	300 g	
	Benzoic Acid	HPLC	4,400.00	300 g	
	Nitrite in meat	AOAC	1,500.00	400 g	
	Calcium	AOAC	1,920.00	1L	
	Iron	AOAC	1,920.00	500 mL	
	Magnesium	AOAC	1,920.00	1L	
	Manganese	AOAC	1,920.00	1L	
	Potassium	AOAC	1,920.00	1L	
	Sodium	AOAC	1,920.00	1L	
	Zinc	AOAC	1,920.00	500 mL	
	Lead	AOAC	1,920.00	500 mL	
	Cadmium	AOAC	1,920.00	500 mL	
	Mercury	Cold Vapor AAS	1,920.00	500 mL	
	Copper	AOAC	1,920.00	500 mL	
	Phosphorous	AOAC	1,920.00	500 mL	
	Arsenic	AOAC	2,300.00	500 mL	
	Acidity (Titratable) in fruit/ veg. product	AOAC	540.00	300 mL	
	Acidity (Volatile) in fruit/ veg. product	AOAC	480.00	300 mL	
	Solids (Soluble) in fruit/ veg. Product	AOAC	480.00	200 mL	
	Solids (Water-insoluble) in fruit/ veg. Product	AOAC	360.00	200 mL	
	Sodium Chloride	AOAC	700.00	200 g	
	Solids (Total)	AOAC	400.00	200 g	
	<b>Based on DOST AO No. 10 s. 2022</b>				
	Vitamin A (Retinol)	Validated In-house	5,300.00	At least 200 g	
	Vitamin D <sub>3</sub> (Cholecalciferol)	Test Methods HPLC	5,300.00	At least 200 g	
	Folic Acid / Folate	(TM-OCS-207 to 209)	5,000.00	At least 200 g	



**Industrial Technology Development Institute  
STANDARDS AND TESTING DIVISION**

**SCHEDULE OF FEES AND CHARGES FOR  
TESTING AND ANALYTICAL SERVICES**

**CHEMISTRY LABORATORY  
ORGANIC CHEMISTRY SECTION**

SAMPLE NAME	TEST NAME	TEST METHOD	TEST FEE (PhP)	SAMPLE REQUIREMENT
<b>Sugar and sugar products</b>	Total Reducing Sugar	AOAC	1,100.00	200 g
	Free Reducing Sugar	AOAC	840.00	200 g
	Density	AOAC	480.00	200 g
	Specific Gravity	AOAC	500.00	200 g
	Total Solids (% in syrup)	AOAC	480.00	100 g
	Lactose Purity	HPLC	2,500.00	100 g
	Fructose Purity	HPLC	2,500.00	100 g
	Glucose Purity	HPLC	2,500.00	100 g
	Sucrose Purity	HPLC	2,500.00	100 g
	Sucrose	AOAC	1,125.00	200 g
	Aspartame (Beverage)	HPLC	2,400.00	200 g
	Lactose in milk	HPLC	2,400.00	200 g
	Glycerol	HPLC	2,400.00	200 g
<b>Vinegar</b>	Acid (as Acetic Acid), Total	AOAC 930.35	560.00	200 mL/ analyte
	Alcohol	AOAC 930.35	600.00	
	Alkalinity of soluble ash	AOAC 900.02	800.00	
	Ash	AOAC 930.35	550.00	
	Nonvolatile acids	AOAC 930.35	650.00	
	Nonvolatile reducing substances	AOAC 930.35	1,200.00	
	Permanganate Oxidation Number	AOAC 944.10	1,200.00	
	Total Solids	AOAC 930.35	400.00	
	Total soluble solids	AOAC 930.35	480.00	
	Volatile Acids	AOAC 930.35	480.00	
	If requested alone		1,140.00	
<b>Fats and Oils</b>	Specific Gravity	AOAC 985.19	500.00	200 mL/analyte
	Fatty Acid Profile	GC	2,400.00	
	(For solid food, additional fee for extraction)		1,080.00	
	Free Fatty Acid/Acid No.	AOAC 940.28	500.00	
	Index of Refraction	AOAC 921.08	400.00	
	Iodine Absorption Number	AOAC 920.158/159	600.00	
	Melting Point of Fat/Fatty Acid	AOAC 920.157	500.00	
	Moisture/Volatile Matter	AOAC 962.12	450.00	
	Peroxide Value	AOAC 965.33	600.00	
	Saponification Value	AOAC 920.160	800.00	
	Specific Gravity	AOAC 920.212	500.00	
	Unsaponifiable Matter	AOAC 033.08	1,320.00	
	Viscosity (Brookfield)	ASTM D 2564/1084	840.00	
Viscosity (Cannon-Fenske)	ASTM D445	600.00	200 mL/ analyte	
<b>Vitamins in Food/Feeds</b>	Vitamin A (Retinol)	HPLC	3,750.00	300 g/analyte
	Total Vitamin A (Retinol + $\beta$ -carotene)	HPLC	7,000.00	
	$\beta$ -carotene	HPLC	4,000.00	
	Vitamin E	HPLC	4,200.00	
	Niacinamide in juice	HPLC	3,500.00	
	Vitamin B1	HPLC	3,500.00	
	Vitamin B2	HPLC	3,500.00	
	Vitamin B6	HPLC	3,500.00	
	Vitamin C	HPLC	3,000.00	
<b>Distilled Liquors/Wines/Beer</b>	Acids	AOAC		1L
	Total Acids		560.00	
	Fixed Acids		600.00	
	Volatile acids (If requested alone)		1,140.00	1L
	Alcohol	GC	1,800.00	
	Ash	AOAC	550.00	
	Ethanol/Methanol	GC	1,800.00 1st analyte	1L
			+600.00 add'l analyte	
	Fusel Oil	GC	1,800.00	1L
	Higher Alcohol & Ethlyl Acetate	AOAC	1,800.00 1st analyte	1L
			+600.00 add'l analyte	
	Specific Gravity	AOAC	500.00	500 mL
	Total Aldehydes	AOAC	600.00	1L
	Total Acidity (for wines as Tartaric, Malic or Citric)	AOAC	560.00	500 mL



**Industrial Technology Development Institute  
STANDARDS AND TESTING DIVISION**

**SCHEDULE OF FEES AND CHARGES FOR  
TESTING AND ANALYTICAL SERVICES**

**CHEMISTRY LABORATORY  
ORGANIC CHEMISTRY SECTION**

SAMPLE NAME	TEST NAME	TEST METHOD	TEST FEE (PhP)	SAMPLE REQUIREMENT
<b>Ethyl Alcohol</b>	Acetone	GC	1,800.00	200 mL
	Benzene	GC	1,800.00	200 mL
	Purity	GC	1,800.00	200 mL
	Fusel Oil & Amyl Alcohol	GC	1,800.00	200 mL
<b>Organic Solvent and Chemicals</b>	Density	ASTM	480.00	200 mL
	Acidity	ASTM D1613	840.00	200 mL
	Water Miscibility	ASTM D1722	480.00	200 mL
	pH	ASTM E 70	360.00	200 mL
	Purity	GC	1,800.00	200 mL
	Residue on Evaporation	ASTM D 1353	720.00	200 mL
	Refractive Index	Refractometric Method	400.00	200 mL
	Viscosity (Brookfield)	ASTM	840.00	500 mL
Flash Point, TCT	ASTM	700.00	300 mL	
<b>Disinfectant</b>	Benzalkonium Chloride content	USP	1,200.00	200 mL
	Viscosity (Brookfield)	ASTM	840.00	1L
	pH	ASTM E 70	400.00	200 mL
<b>Toilet Soap/Laundry Soap</b>	Moisture & Volatile Matter	PNS	720.00	200 g
	Total Matter Insoluble (alcohol+NaCl)	PNS	1,320.00	200 g
	Free Alkali (as NaOH or Na <sub>2</sub> O)	PNS	720.00	200 g
	Matter insoluble in Water	PNS	720.00	200 g
	If requested alone	PNS	1,080.00	200 g
	Anhydrous soap	PNS	1,440.00	200 g
<b>Other Test</b>	FTIR Scan	FTIR	620.00	
	Viscosity (Brookfield)	ASTM	840.00	1L
	pH	ASTM E 70	360.00	200 mL
<b>Toilet Soap/Laundry Soap</b>	Moisture & Volatile Matter	PNS	720.00	200 g
	Total Matter Insoluble (alcohol+NaCl)	PNS	1,320.00	200 g
	Free Alkali (as NaOH or Na <sub>2</sub> O)	PNS	720.00	200 g
	Matter insoluble in Water	PNS	360.00	200 g
	If requested alone	PNS	1,080.00	200 g
	Anhydrous soap	PNS	1,440.00	200 g
<b>Other Test</b>	FTIR Scan	FTIR	590.00	



**Industrial Technology Development Institute  
STANDARDS AND TESTING DIVISION**

**SCHEDULE OF FEES AND CHARGES FOR TESTING  
AND ANALYTICAL SERVICES**

**CHEMISTRY LABORATORY  
INORGANIC CHEMISTRY SECTION**

SAMPLE NAME	TEST NAME	TEST METHOD	TEST FEE (PhP)	SAMPLE REQUIREMENT
<b>Water (Deepwell, Spring, Distilled, Deionized, Bottle) and Wastewater (Effluent, Influent)</b>	Acidity as CO <sub>2</sub>	Titrimetry	500.00	Not less than 6L
	Alkalinity as CaCO <sub>3</sub>	Titrimetry	500.00	
	Aluminum	GF-AAS	1,500.00	
	Arsenic	HVG-AAS	1,500.00	
	Anions (F, Cl, NO <sub>2</sub> , Br, NO <sub>3</sub> , PO <sub>4</sub> , SO <sub>4</sub> )	IC	1,100.00 (1 <sup>st</sup> analyte)	
	Succeeding ions		800.00	
	Bicarbonates	Titrimetry	500.00	
	Cadmium	AAS	1,200.00	
	Cadmium	GF-AAS	1,500.00	
	Calcium	AAS	1,200.00	
	Calcium	EDTA Titration	700.00	
	Chloride	Argentometric titration	750.00	
	Chlorine (Residual)	Iodometric	750.00	
	Chromium	AAS	1,200.00	
	Chromium	GF-AAS	1,500.00	
	Color	Platinum Standard	700.00	
	Conductivity	Electrical Conductivity Method	350.00	
	Copper	AAS	1,200.00	
	Copper	GF-AAS	1,500.00	
	Extractable Chloride	Titrimetry (Argentometric)	1,000.00	
	Extractable Ions	IC	1,100.00	
	Iron	AAS	1,200.00	
	Iron	GF-AAS	1,500.00	
	Lead	AAS	1,200.00	
	Lead	GF-AAS	1,500.00	
	Magnesium	AAS	1,200.00	
	Magnesium	EDTA-By difference	700.00	
	Manganese	AAS	1,200.00	
	Manganese	GF-AAS	1,500.00	
	Mercury	Cold Vapor AAS	1,500.00	
	Nickel	CV-AFS	1,550.00	
	Nickel	AAS	1,200.00	
	Nickel	GFAAS	1,500.00	
	Nitrogen (Ammonia-Nitrogen)	Distillation/Titration	850.00	
	Nitrogen (Organic)	Kjeldahl Titration	950.00	
	pH	pH Potentionetry	350.00	
	Phosphorus	Colorimetry	700.00	
	Potassium	AAS/Flame Emission	1,200.00	
	Silica	Gravimetry	800.00	
	Silicon	UV-Vis	800.00	
	Silver	AAS	800.00	
Sodium	AAS/Flame Emission	1,200.00		
Sulfate	Turbidimetry/Gravimetry	850.00		
Total Hardness	EDTA Titration	700.00		
Total Dissolved Solids	Gravimetry	600.00		
Total Suspended Solids	Gravimetry	650.00		
Total Solids	Gravimetry	700.00		
Turbidity	Gravimetry	700.00		
Zinc	Turbidimetry	300.00		
Zinc	GF-AAS	1,500.00		
Zinc	AAS	1,200.00		



**Industrial Technology Development Institute  
STANDARDS AND TESTING DIVISION**

**SCHEDULE OF FEES AND CHARGES FOR TESTING  
AND ANALYTICAL SERVICES**

**CHEMISTRY LABORATORY  
INORGANIC CHEMISTRY SECTION**

SAMPLE NAME	TEST NAME	TEST METHOD	TEST FEE (PhP)	SAMPLE REQUIREMENT
Pipes (uPVC, etc.)	Extractable Pb (First and Third Extraction)	GF-AAS	6,400.00	3 pcs sample if diameter $\square$ 5 cm length – 0.5m 6 pcs sample if diameter cm length – 1m (Max diam accepted = 10 cm) Sealed at one end
Ceramics and Plastic Containers for Foodstuff	Extractable Metals	GF-AAS	2000 per element	at least 100mL
Toys and Other Related Materials	Extractable Metals	GF-AAS	1800 per element	at least 100mL
Chemical/Reagents KOH – Caustic potash NaOH – Caustic Soda NaHCO <sub>3</sub> – Baking Soda NaHCO <sub>3</sub> – tartaric acid + baking powder Na <sub>2</sub> CO <sub>3</sub> – Soda ash	Arsenic	Mercuric Bromide Stain	800.00	For powder sample – 100g For liquid sample – 100mL
	Arsenic	HVG-AAS	1,500.00	
	Assay	Titrimetry	650.00	
	Chloride	Titrimetry	700.00	
	Heavy Metals as Pb	Colorimetry	800.00	
	Insoluble Residue	Gravimetric	600.00	
	pH (liquid)	ASTM E70	400.00	
	Specific Gravity, Hydrometer	ASTM D891	300.00	
	Specific Gravity, Pycnometer	ASTM D891	500.00	
	Sulfate	Turbidimetry	850.00	
Trace Metals	AAS (Std addition)	1,200.00 per element		
Bleaching Powder/ Solution, Detergents, Sodium/Calcium Hypochloride	Available Chlorine	ASTMD2022	700.00	For powder sample – 100g For liquid sample – 100mL
	Alkalinity	ASTMD2022	650.00	
Plating Solution	Metals (Ag, Au, Cd, Cr, Cu, Fe, Mg, Mn, Ni, Pb, Zn, etc)	AAS	880.00 per metal	at least 100mL
Powder Granules	Bulk/Packed Density	ASTM C110	450.00	at least 500g
	pH	pH Potentiometry	400.00	
	Sieve Analysis (one mesh)	ASTM C110	400.00	
	Sieve Analysis (succeeding mesh)	ASTM C110	230.00	
Salt/Sodium Chloride	Complete Chemical Analysis (NaCl, Moisture, Water Insolubles, Ca, Mg, SO <sub>4</sub> )	AOAC 925.55	5,000.00	at least 250g-1 kg sample for Complete Chemical Analysis
	Acid Insolubles	AOAC 925.55	600.00	
	Calcium	ASTM E534	700.00	
	Iodine (as received)	AOAC 925.56	700.00	
	Magnesium	ASTM E534	700.00	
	Moisture	AOAC 925.55	650.00	
	Assay, NaCl (as received)	Argentimetric Titration	700.00	
	Sulfate	AOAC 925.55	800.00	
Water Insolubles	AOAC 925.55	600.00		
Soil, Sediments, Sludge	Arsenic	HVG AAS	1,500.00	at least 250g
	Metals (Cd, Ca, Cr, Cu, Fe, Pb, Mg, Mn, Ni, P, K, Na, Zn)	AAS	1,000.00 per element	



SCHEDULE OF FEES AND CHARGES FOR TESTING  
AND ANALYTICAL SERVICES

CHEMISTRY LABORATORY  
INORGANIC CHEMISTRY SECTION

SAMPLE NAME	TEST NAME	TEST METHOD	TEST FEE (PhP)	SAMPLE REQUIREMENT
<b>Clay and Related Materials, Pozzolan Cement/Perlite/Zeolite/Refractories/Fly Ash Sand/Silica Sand (99.9 % SiO<sub>2</sub>) Diatomaceous Earth (77% SiO<sub>2</sub>) Rice Hull (90% SiO<sub>2</sub>) Ceramics/Glass Borosilicate glass</b>	Complete Chemical Analysis (SiO <sub>2</sub> , Fe <sub>2</sub> O <sub>3</sub> , Al <sub>2</sub> O <sub>3</sub> , TiO <sub>2</sub> , CaO, MgO, Na <sub>2</sub> O, K <sub>2</sub> O, LOI)	JISM 5584	6,500.00	at least 250g
	Alumina	JISM 5584	850.00	
	Calcium Oxide	JISM 5584	800.00	
	Iron Oxide	JISM 5584	850.00	
	Loss on Ignition	JISM 5584	700.00	
	Magnesium Oxide	JISM 5584	1,100.00	
	Moisture	JISM 5584	600.00	
	Potassium Oxide	JISM 5584	800.00	
	Silica	JISM 5584	1,070.00	
	Sodium Oxide	JISM 5584	800.00	
	Titania	JISM 5584	800.00	
Manganese Oxide	AAS	900.00		
Boron Oxide	Titrimetry ASTM 169-92	1,500.00		
<b>Limestone (CaCO<sub>3</sub>), Quicklime (CaO), Hydrated Lime (Ca(OH)<sub>2</sub>), Scales, etc. Calcite -CaCO<sub>3</sub> Lime - CaO (apog)</b>	Complete Chemical Analysis (SiO <sub>2</sub> , Fe <sub>2</sub> O <sub>3</sub> , Al <sub>2</sub> O <sub>3</sub> , CaO, MgO, LOI)	ASTM C25	4,500.00	at least 250g
	Alumina	ASTM C25	1,310.00	
	Available Lime Index	ASTM C25	500.00	
	Calcium Oxide	ASTM C25	650.00	
	Iron Oxide	ASTM C25	800.00	
	Loss on Ignition	ASTM C25	600.00	
	Magnesium Oxide	ASTM C25	1,100.00	
	Moisture	ASTM C25	600.00	
	Potassium Oxide	ASTM C25	800.00	
	Sodium Oxide	ASTM C25	800.00	
	Silica	ASTM C25	1,320.00	
	Phosphorous Pentoxide, (P <sub>2</sub> O <sub>3</sub> )	ASTM C25	1,310.00	
	<b>Gypsum (CaSO<sub>4</sub>.2H<sub>2</sub>O) and Gypsum Products,</b>	Complete Chemical Analysis (CaSO <sub>4</sub> .2H <sub>2</sub> O, CaSO <sub>4</sub> , SiO <sub>2</sub> and Insoluble, R <sub>2</sub> O <sub>3</sub> , CaO, MgO, SO <sub>3</sub> )	ASTM C471	6,500.00
Aluminum Oxide		ASTM C471	805.00	
Anhydrite (CaSO <sub>4</sub> )		ASTM C471	800.00	
Calcium Oxide		ASTM C471	800.00	
Combined Water		ASTM C471	750.00	
Free Water		ASTM C471	500.00	
Iron and Aluminum Oxides (mixed oxides)		ASTM C471	700.00	
Iron Oxide		ASTM C471	850.00	
Magnesium Oxide		ASTM C471	1,100.00	
Purity as CaSO <sub>4</sub> .2H <sub>2</sub> O		ASTM C471	800.00	
Silica and Insoluble Matter		ASTM C471	800.00	
Sodium Chloride		ASTM C471	500.00	
Sulfate/Sulfur Trioxide		ASTM C471	930.00	
<b>Boiler Scale</b>		Moisture	Tech. Method of Analysis by Griffin	600.00
	Organic & Volatile Matter		650.00	
	Silica		1,320.00	
	Iron & Aluminum Oxide		1,320.00	
	Lime (CaO)		650.00	
	Magnesia (MgO)		1,100.00	
	Sulfur Trioxide		930.00	
	Chloride		700.00	
Phosphate		800.00		
<b>Fertilizers and Related Materials Organic Fertilizer</b>	Micronutrients (Ca, Cu, Fe, Mg, Mn, Ni, Zn)	AAS	1,200.00 per element	For solid sample—at least 200g For liquid sample—at least 200mL
	Moisture	AOAC	600.00	
	Nitrogen	Kjeldahl Titration	1000.00	
	Phosphorus	Colorimetry	1,000.00	
	Potassium	AAS	1,000.00	



**Industrial Technology Development Institute  
STANDARDS AND TESTING DIVISION**

**SCHEDULE OF FEES AND CHARGES FOR TESTING  
AND ANALYTICAL SERVICES**

**CHEMISTRY LABORATORY  
INORGANIC CHEMISTRY SECTION**

<b>SAMPLE NAME</b>	<b>TEST NAME</b>	<b>TEST METHOD</b>	<b>TEST FEE (PhP)</b>	<b>SAMPLE REQUIREMENT</b>
<b>Cement (Hydraulic, Portland) Aggregates</b>	Complete Chemical Analysis (SiO <sub>2</sub> , Fe <sub>2</sub> O <sub>3</sub> , Al <sub>2</sub> O <sub>3</sub> , TiO <sub>2</sub> , CaO, MgO, SO <sub>3</sub> , LOI, Insoluble Residue)	ASTM C114	5,800.00	at least 250g
	Alumina	ASTM C114	850.00	
	Silica	ASTM C114	800.00	
	Calcium Oxide	ASTM C114	800.00	
	Insoluble Residue	ASTM C114	700.00	
	Iron Oxide	ASTM C114	850.00	
	Loss on Ignition	ASTM C114	700.00	
	Magnesium Oxide	ASTM C114	1,100.00	
	Potassium Oxide	ASTM C114	800.00	
	Sodium Oxide	ASTM C114	800.00	
	Sulfate/Sulfur Trioxide	ASTM C114	930.00	
	Titania	ASTM C114	800.00	





**Industrial Technology Development Institute  
STANDARDS AND TESTING DIVISION**

**SCHEDULE OF FEES AND CHARGES FOR TESTING  
AND ANALYTICAL SERVICES**

**PHYSICAL AND PERFORMANCE TESTING LABORATORIES**

SAMPLE NAME	TEST NAME	TEST METHOD	TEST FEE (PhP)	SAMPLE REQUIREMENT
<b>Sacks</b>	Breaking Strength			3 pieces of whole sack per sample
	One Way	ASTM D5034	600.00	
	Other Way	ASTM D5034	600.00	
	Bursting Strength	ASTM D3786	450.00	
	Fabric Count			
	One Way	ASTM D3775	200.00	
	Other Way	ASTM D3775	200.00	
<b>Duty Free Shopping bag</b>	Required Test	ASTM D882		20 Bags/Size
	Tensile / Elongation	ASTM D882	600.00	
	Tear Strength	ASTM D1004	600.00	
	Sealing Strength	ASTM D882	600.00	
	Handle Performance	ASTM D882	600.00	
	Thickness		200.00	
	Sample Conditioning	ASTM D618	1,500.00	
<b>Perlite Insulation</b>	Density	ASTM C303	350.00	200mm x 100mm x 50mm, 5 pcs
	Moisture content	ASTM C610 sec 11.1.7	350.00	150mm x 150mm x 50mm, 5 pcs
	Conditioning ( Oven & 24 Hr. @ 23 C , 50% RH)		1,000.00	
	Flexural Strength	ASTM C203	600.00	12 in x 4 in x 1 in , 5 pcs
	Compressive Strength	ASTM C165	600.00	4 in x 6 in x ½ in , 5 pcs
<b>PVC Pipes</b>	Resistance to Acetone	ISO 3472	250.00	5 pcs ( 100mm x 25 mm )
	Resistance to H2SO4 for 14 days days @ 55°C	ISO 3473	9,400.00	5 pcs (area / pc 45 ± 3 cm3 ) (for 3 size additional)
			700.00	
	Longitudinal Heat Reversion Test	ISO 2505	350.00	5 pcs ( L = 200 mm )
	Vicat Softening Point	ISO 2507	1,000.00	5 pcs ( L = 50 mm , W = 10 to 20mm , t= 2.4 to 6 mm ) ( if t= 2.4 mm , use two layers of at least t=2.4 total. Thickness )
	Water Absorption	ISO 2508	1,000.00	5 pcs ( area / pc 50 cm2 for pipes w/ 32 mm OD or L =5 cm and arc 5 cm for pipes with OD > 32 mm )
	Flattening Test	ASTM D2241	1,000.00	5 pcs. ( L = 2 inches
	Resistance of External Blows ( Drop Impact )	ISO 3127	1,500.00	pcs. ( L= 10 inches )
Hydrostatic Test	ISO 1167	1,500.00	250mm + 3x O.D + 100mm, 5 pcs pipe	
<b>Rubber Products</b>	Aging Test	ASTM D573		Same as Tensile & tear Resistance Test
	22 h		1,100.00	
	48 h		2,400.00	
	70 h		3,500.00	
	72 h		3,600.00	
	96 h		4,800.00	
	100 h		5,000.00	
	168 h		8,400.00	
	336 h		16,800.00	



SCHEDULE OF FEES AND CHARGES FOR TESTING  
AND ANALYTICAL SERVICES

PHYSICAL AND PERFORMANCE TESTING LABORATORIES

SAMPLE NAME	TEST NAME	TEST METHOD	TEST FEE (PhP)	SAMPLE REQUIREMENT
	Compression Set	ASTM D395	1,000.00	5 pieces , cylindrical disk type, 1" diameter @ 12 mm Thickness
	Density / Specific gravity	ASTM D792	450.00	50 grams , granule, pellets, solids 1mm thickness / 1gram
	Durometer Hardness	ASTMD2240 ISO 868 vol.1	250.00	2 pieces flat surface 10 x10 cm , t=6mm min
	Tensile Strength & Elongation	ASTM D412	600.00	2 sheets , 305mm x 305mm x t mm (1.3 ≤ t ≤ 3 )
	Tear Resistance	ASTM D624	600.00	
	Sampling Fee		150.00/ test	
	Abrasion Resistance	ASTM D4060	1,500.00	4" x 4" , 1/8 "t or less, 5 pcs
<b>Plastic Products</b>	Chemical Immersion Test	ASTM D543	350.00	50mm L x 25.4mm W, 5 pcs
	Compression (W x H x L)	ASTM D695	600.00/ 1,000.00	½ "x ½ " x 2 , 5 pcs
	Flexural Strength	ASTM D790	600.00/ 1,000.00	5 pieces , smooth flat surface , L=16 x thickness +20mm Depth = 13mm , Width 3 to 13mm
	Water Absorption	ASTM D570	350.00	50mmL x 25.4mm W, 5 pcs
	Tension Test	ASTM D638/ D882	600.00/ 1,000.00	5 pieces dumbbell shape , or W= 10 mm to 25.4 mm (15mm Preferably) L=125mm to 250 mm
	Heat Deflection Temperature	ASTM D648	1,000.00	5 pieces, smooth flat surface, L =127mm Width=13mm, Thickness= 3 to 13mm
	Vicat Softening Point	ASTM D1525	1,000.00	5 pcs ( L = 50 mm , W = 10 to 20mm , t= 2.4 to 6 mm) ( if t= 2.4 mm , use two layers of at least t=2.4 total Thickness )
	Izod Impact	ASTM D256	650.00	L=63.5 or 60.3mm, t=3.17 to 3.4 mm, W= 12.7 mm, 10 pcs
	Charpy Impact	ASTM 179	650.00	4.0 mm x 80 mm, 10 pcs
	Hardness Test	ASTM 2240	250.00	2 pieces flat surface 10 x10 cm , t=6mm min
	Abrasion Resistance Test	ASTM D4060	2,000.00	4" x 4" 1/8"t or less 5 pcs
	Conditioning ( at least 40 Hrs @ 23 +/- 2° C , 50 +/- 5 % RH)		1,000.00	
<b>Epoxy</b>	Compression	ASTM C356	600.00/ 1,000.00	2" x2 " x 2", 5 pcs
<b>Plastic Resin</b>	Melting point	ASTM D2117	300.00	100 grams ( granules , pellets or powder
	Melt flow Rate	ASTM D1238	1,000.00	100 grams ( granules , pellets or powder
	Density	ASTM D792	450.00	100 grams ( granules , pellets or powder



**SCHEDULE OF FEES AND CHARGES FOR TESTING  
AND ANALYTICAL SERVICES**

**PHYSICAL AND PERFORMANCE TESTING LABORATORIES**

SAMPLE NAME	TEST NAME	TEST METHOD	TEST FEE (Php)	SAMPLE REQUIREMENT
<b>PVC Powder</b>	Bulk Density/Apparent Density	ASTM D1895	250.00	0.5 kilograms
<b>Particle Board</b>	Density	Philsa 106 / App.B/D	350.00	5 pcs , 6 " x 6 " 1 pipe section 5 pcs , 6 " x 6 " 5 pcs , 12 " L x 4 " W x 2 " T 5 pcs , 6 " x 6 " 5 pcs , 6 " x 6 "
	Block		350.00	
	Pipe		600.00	
	Compression		600.00	
	Flexural		600.00	
	Water Absorption		350.00	
<b>Adhesive / Sealant</b>	Linear shrinkage		400.00	
	Peel strength	ASTM D903	600.00/ 1,000.00	10 pcs , 12 " L x 1 " W overlap by 6"
	Shear strength	ASTM D1002	600.00/ 1,000.00	10 pcs , 5 " L x 1 " W overlap by 1 "
<b>Vinyl Tiles</b>	Sampling Fee	BS 3261	150.00	
	Tension Test		600.00/ 1,000.00	10 pcs , 12 " x 12 "
	Resistance Test/ chemicals		350.00	
	Dimension Test		600.00	
	Size		200.00	
	Thickness		200.00	
	Width		200.00	
	Taber Abrasion	ASTM D4060	1,500.00	4 " x 4" , 5 pcs
<b>Joint Filler</b>	Compression	ASTM D505		
	Recovery Density		2,200.00	2 pcs , 12" x 12"
	Water Absorption			
<b>School and Office Supplies:</b>				
<b>Masking / Scotch / Packaging Tape</b>	Adhesive Strength	PNS 712	1,000.00	3 rolls
<b>Glue</b>	Adhesive Strength	PNS 1800-2006	600.00	2 jar
<b>Rubber Band</b>	Tensile Strength / Elongation/	PNS 1479	600.00	1 box or 100 pcs
	Dimensional Measurements		200.00	
<b>Ball Point Pens &amp; Refills</b>	Writing Performance	ISO 12757 – 2	400.00	10 pcs.
	Drying Time Test	PNS 558	400.00	
	Water resistance		350.00	
<b>White Board Marker</b>	Writing Performance	PNS 1227	400.00	15 pcs.
	Impact Resistance		600.00	
	Heat Resistance			
	Shaft Holding Force Point		600.00	
	Primary Erase ability		400.00	
<b>Permanent Pen</b>	Writing Performance	PNS 2049	400.00	15 pcs
	Impact Resistance		600.00	
	Shaft Holding Force Point		600.00	
	Drying Time		400.00	
	Resistance to Water		400.00	
<b>Paper Fastener</b>	Bend Test	PNS 235	400.00	10 pcs.
<b>Chalk</b>	Breaking Strength	PNS 1122	600.00	25 pcs.
<b>Pencil</b>	Breaking Strength	PNS 1413	600.00	10 pcs.
<b>Lead for Mechanical Pencil</b>	Bending Strength	PNS 1471 -3 ( ISO 9177-3)	600.00	12 pcs. Or 1 box
<b>Crayons</b>	Performance Test	PNS 1224	600.00	1 box
<b>Adhesive Tape</b>	Adhesive Strength	PNS 712	1,000.00	5 rolls
<b>PVC Electrical Tape</b>	Exposure to Heat 113°C (168 h )	PNS: 79	8,400.00	10 rolls
	Tension		600.00	
	Appearance		250.00	
	Peeling Off		600.00	
	Tension After heat Aging @ 100°C for 4 hr.		700.00	
<b>Crane and other Lifting Equipment</b>	Load Testing, 50 Tons & 200 Tons	ISO 4310	3,500.00	



SCHEDULE OF FEES AND CHARGES FOR TESTING  
AND ANALYTICAL SERVICES

PHYSICAL AND PERFORMANCE TESTING LABORATORIES

SAMPLE NAME	TEST NAME	TEST METHOD	TEST FEE (Php)	SAMPLE REQUIREMENT
<b>Burned Refractory Brick</b>	Bulk Density	ASTM C20-Sec 12	400.00	3 pcs, 50 mm cube 3 pcs 76.2 mm cube
	Water Absorption		350.00	
<b>Concrete Interlocking Roofing Tiles</b>	Transverse	Philsa 242	400.00	6 pcs full size
	Water Absorption		350.00	
<b>Concrete Hollow Block</b>	Compression	ASTM C39	1,000.00	5pcs /size
<b>Concrete Cylinder</b>	Compression		1,000.00	3 pcs, 152.4 mm x 304 mm with capping
<b>Wire Rod</b>	Tension Test	ASTM A370	600.00	3 pcs, 13" L 5 pcs, 12" L
	Flexural/Bend Test		600.00	
<b>Hydraulic Cement Mortar</b>	Compression	ASTM C109	1,000.00	3 pcs, min. 50 mm cube
<b>Cement Powder</b>	Permeability Test/ Fineness of Hydraulic Cement	ASTM C204	400.00	1 kg powder cement
	Initial & Final Setting of cement	ASTM C191	800.00	
<b>Weathermeter</b>	Exposure test	ASTM G155	6000.00/ day	Tray size: 28" x 17.5"
	Observation		300.00/ sample	



SCHEDULE OF FEES AND CHARGES FOR TESTING  
AND ANALYTICAL SERVICES

BIOLOGICAL LABORATORY  
PHARMACOLOGY AND TOXICOLOGY SECTION

SAMPLE NAME	TEST NAME	TEST METHOD	TEST FEE (PhP)	SAMPLE REQUIREMENT
<b>Plant Isolates/ Food Supplements</b>	Approximate Lethal Dose	OECD Guideline 401	7,900.00	50 g
	Analgesic (Plantar)	Hargreaves Method	4,800.00	50 g
	Anti-inflammatory Test	Winter Method	4,200.00	50 g
	Diuretic Test	Lipschitz Method	3,800.00	50 g
	Acute Oral Toxicity (LD50)	OECD Guideline 401	20,000.00	500 g/1 L
<b>Cosmetics</b>	Preliminary Dermal Irritation	OECD Guideline 404	7,250.00	50 g
	Dermal Irritation	OECD Guideline 404	11,750.00	100 g
	Preliminary Eye Irritation	OECD Guideline 405	7,250.00	50 g
	Eye Irritation	OECD Guideline 405	11,750.00	100 g
	Dermal Sensitization	OECD Guideline 406	48,500.00	500 g/1 L
<b>Pesticides</b>	Acute Oral Toxicity (LD50)	OECD Guideline 401	42,500.00	1 L
	Acute Dermal Toxicity	OECD Guideline 402	52,500.00	1 L
	Dermal Irritation	OECD Guideline 404	20,000.00	1 L
	Eye Irritation	OECD Guideline 405	25,000.00	1 L
	Dermal Sensitization	OECD Guideline 406	48,500.00	1 L
<b>Household Pesticides</b>	Acute Oral Toxicity (LD50)	OECD Guideline 401	21,200.00	1 L
	Acute Dermal Toxicity	OECD Guideline 402	29,000.00	1 L
<b>Aerosols, EC Fumigants, Insect Sprays</b>	Knockdown and Mortality For Flying and Crawling Insects	Glass Cylinder Method	33,000.00	50g
<b>Larvicides</b>	Mosquito Larvicidal Test	Probit Method	23,000.00	50g
<b>Lotion, Spray, Soap, Mothballs</b>	Repellency Test for Mosquitoes	Arm in Cage Method	33,000.00	100 g
	Repellency Test for Cockroaches	Ebeling Method	33,000.00	100 g
<b>Fumigants, Insect Spray, EC</b>	Residual Activity Test	Cone Test Method	35,000.00	100 g
<b>Mosquito Coil</b>	Knockdown and Mortality For Flying and Crawling Insects	Glass Cylinder Method	33,000.00	25g
<b>Plant extracts</b>	Knockdown and Mortality Test	Glass Cylinder Method	7,500.00	50 g
	Mosquito Larvicides	Probit Method	6,840.00	100 g
	Repellency Test	Arm in Cage Method	7,500.00	100 g

Note: Fees are exclusive of laboratory animals and animal feeds.



SCHEDULE OF FEES AND CHARGES FOR TESTING  
AND ANALYTICAL SERVICES

BIOLOGICAL LABORATORY  
MICROBIOLOGY SECTION

SAMPLE NAME	TEST NAME	TEST FEE (PhP)	TEST METHOD	SAMPLE REQUIREMENT
		Single Sample Testing		
<b>Water</b>	Bacteriological Examination A (HPC + Coliform Count)	1,100.00	Standard Methods for the Examination of Water and Wastewater (SMEWW) 22 <sup>nd</sup> Edition, 2012 APHA, AWWA, WEF	-At least 120 mL x 1 -FDA Requirement: At least 120 mL x 5 Sample Submission: Mondays, Tuesdays and Wednesdays 8:00 AM – 12:00 NN
	Bacteriological Examination B (HPC, Coliform Count + <i>E. coli</i> Count)	1,700.00		
	Bacteriological Examination C (HPC, Coliform Count + Fecal Coliform Count)	1,200.00		
	Bacteriological Examination D (Total Coliform Count+ Fecal Coliform Count)	650.00		
	Heterotrophic Plate Count (HPC)	550.00		
	Total Coliform Count	550.00		
	<i>E. coli</i> Count	1,000.00		
	<i>Pseudomonas sp.</i> Count	900.00		
<b>Food, Cosmetics, Extracts, Veterinary Products etc.</b>	Aerobic / Total / Standard Plate Count	550.00	Bacteriological Analytical Manual, Online 2001 US Food and Drug Administration	-At least 100 g/mL x 1 -FDA Requirement: At least 100 g/mL x 5
	Total Coliform Count	550.00		
	<i>E. coli</i> Count	1,000.00		
	Molds and Yeast Count	550.00		
	<i>Salmonella sp.</i> Detection, Presumptive (Conventional)	900.00		
	<i>Staphylococcus aureus</i> Count	1,200.00		
	<i>Pseudomonas sp.</i> Count	720.00		
Commercial Sterility (Low acid, pH more than 4.6)	2,000.00	-At least 100 g/mL x 5 -FDA Requirement: At least 100 g/mL x 10		
<b>Plant Extracts, Cosmetics, Disinfectants etc.</b>	Antimicrobial Activity ( <i>E. coli</i> , <i>S. aureus</i> , <i>P. aeruginosa</i> , <i>S. typhimurium</i> , <i>B. subtilis</i> )	600.00	The US Pharmacopeia 30 NF 25, 2007 (Disc Diffusion Method)	-At least 50 mL Test depends on the availability of cultures especially fungal cultures
	Antifungal Activity ( <i>S. cerevisiae</i> , <i>C. albicans</i> , <i>A. niger</i> , <i>F. moniliforme</i> , <i>T. mentagrophytes</i> , <i>T. rubrum</i> , <i>Microsporum canis</i> )	600.00		
<b>Culture Media</b>	Media Quality Control – Growth Promoting and Inhibitory Properties	1,600.00	The US Pharmacopeia 30 NF 25, 2007	-6 Plates / Test tubes of prepared media Test is not available for all types of media



## **V. List of Services**

### **TECHNOLOGICAL SERVICES DIVISION**

#### **External and Internal Services**







## External Services

### 1. Payment of Royalties

DOST-ITDI personnel who achieve or produce intellectual properties are entitled to financial or other awards, bonuses and/or prizes from the DOST in accordance with pertinent provisions of RA 8439, RA 10055, DOST AO No. 009 – Technology Transfer Protocol of DOST-Research and Development Institutes (RDI) and other relevant circulars/orders/laws. One way to ensure that developers of intellectual properties are properly compensated was through the derivation of technology fees and royalty payments.

The share distribution as stated in RA 8439 Section 7b shall be on a 60%-40% basis in favor of the Government (DOST-ITDI) and technology developers.

<b>Office or Division:</b>	Technological Services Division (TSD) – Business Development Section (BDS)	
<b>Classification:</b>	Simple	
<b>Type of Transaction:</b>	G2C – Government to Citizen	
<b>Who may avail:</b>	Interested adopters from the private, SUCs, NGOs, and other government agencies	
	<b>CHECKLIST OF REQUIREMENTS</b>	<b>WHERE TO SECURE</b>
	1) Annual Sales Report (1 photocopy)	To be provided by the client
	2) Memorandum of Agreement (MOA) (1 original copy)	To be provided by the client
	3) Official receipt (1 original copy and 1 photocopy)	ITDI/ Administrative Division/Cashier Section/2 <sup>nd</sup> Floor, Metrology Bldg.



4) Customer Satisfaction Survey Form (QMS-F2, Issue: April 2023) (1 original copy)		ITDI/Technological Services Division/Business Development Section/2 <sup>nd</sup> Floor, Metrology Bldg.		
CLIENT STEPS	AGENCY ACTION	FEES TO BE PAID	PROCESSING TIME	PERSON RESPONSIBLE
1. Submit annual sales report to the TSD-BDS for validation.	1. Review and validate sales report received from client.	None	20 Minutes	<i>BDS Coordinator TSD-BDS 2<sup>nd</sup> Floor, Metrology Building, ITDI-DOST</i>
2. Proceed to ITDI Cashier Section for the payment of royalties, and submission of annual sales report and MOA as attachments.	2.1 Receive payment and attachments.	None	10 Minutes	<i>Cashier Section, Administrative Division 2<sup>nd</sup> Floor, Metrology Building, ITDI-DOST</i>
	2.2 Issue official receipt (OR) to client.	None	5 Minutes	<i>Cashier Section, Administrative Division and 2<sup>nd</sup> Floor, Metrology Building, ITDI-DOST</i>
	2.3 Photocopy OR for BDS file	None	5 Minutes	<i>BDS Coordinator TSD-BDS 2<sup>nd</sup> Floor, Metrology Building, ITDI-DOST</i>



3. Fill out Customer Satisfaction Survey Form (QMS-F2, Issue: April 2023).	3.1 Provide customer feedback form to client, and receive accomplished form.	None	5 Minutes	<i>BDS Coordinator</i> TSD-BDS 2 <sup>nd</sup> Floor, Metrology Building, ITDI-DOST
<b>TOTAL:</b>		<b>None</b>	<b>45 Minutes</b>	

## 2. Processing of Awareness Seminar/Forum and Exhibit

DOST-ITDI conducts awareness seminar/forum and exhibit as part of the promotional activities for its developed technologies and technical services.

<b>Office or Division:</b>	Technological Services Division (TSD) – Information and Documentation Section (IDS)		
<b>Classification:</b>	Complex		
<b>Type of Transaction:</b>	G2C – Government to Citizen, G2B – Government to Business G2G – Government to Government		
<b>Who may avail:</b>	High schools, universities, private sector and other institutions		
<b>CHECKLIST OF REQUIREMENTS</b>		<b>WHERE TO SECURE</b>	
1) Letter request at least two months prior to intended schedule sent via email, mail/courier or portal containing the following details: <ul style="list-style-type: none"> <li>● Full name of representative from the requesting agency</li> <li>● Contact details and email address</li> </ul>		To be provided by the requesting party	



<ul style="list-style-type: none"> <li>Full details of the requested event (What, When, Where, Who and How)</li> </ul>				
CLIENT STEPS	AGENCY ACTION	FEES TO BE PAID	PROCESSING TIME	PERSON RESPONSIBLE
1. Submit letter of request to ITDI	1.1 Receive and acknowledge letter of request (same day)	None	15 Minutes	<i>Designated Officer of the Day</i> TSD, 2 <sup>nd</sup> Floor, Metrology Building, DOST-ITDI
	1.2 Log schedule date of seminar/exhibit	None	7 Minutes	<i>IDS Designated Personnel</i> TSD, 2 <sup>nd</sup> Floor, Metrology Building, DOST-ITDI
	1.3 Coordinate/ discuss with concerned Division based on the requested technologies; seek cooperation and approval	None	2 Days (paused-clock)	<i>IDS Designated Personnel</i> TSD, 2 <sup>nd</sup> Floor, Metrology Building, DOST-ITDI
	1.4 Notify client of approval through text, direct messaging, or email	None	15 Minutes	<i>IDS Designated Personnel</i> TSD, 2 <sup>nd</sup> Floor, Metrology Building, DOST-ITDI
	1.5 Prepare for the awareness seminar/forum or exhibit requested by the client as approved by the Director and concerned divisions	None	3 Days (paused-clock)	<i>IDS Designated Personnel and TSD Concerned Staff</i> TSD, 2 <sup>nd</sup> Floor, Metrology Building, DOST-ITDI <i>Concerned Divisions</i>
2. Meeting with ITDI personnel for conduct of exhibits/seminar	2. Discuss details and other requirements thru online or face-to-face	None	2 Hours	<i>IDS Designated Personnel</i> TSD, 2 <sup>nd</sup> Floor, Metrology Building, DOST-ITDI



<b>TOTAL:</b>	<b>None</b>	<b>5 Days, 2 Hours and 37 Minutes</b>	
---------------	-------------	---	--

### 3. Processing of Consultancy Services

Consultancy services is part of the technology transfer activities offered to clients on various expertise of the DOST-ITDI such as food processing, chemicals and energy, environment and biotechnology, materials science, and packaging technology. Consultancy services include: process and product improvement, establishment of processing facility, product development, packaging and labeling, testing and calibration, among others needed by the industries, MSMEs, and other clients.

<b>Office or Division:</b>	Technological Services Division (TSD)			
<b>Classification:</b>	Simple			
<b>Type of Transaction:</b>	G2C – Government to Citizen, G2B – Government to Business, G2G – Government to Government			
<b>Who may avail:</b>	General Public			
<b>CHECKLIST OF REQUIREMENTS</b>		<b>WHERE TO SECURE</b>		
1) Letter of request for consultancy (1 original copy)		To be provided by the requesting party		
2) Customer Satisfaction Survey form, (QMS-F2, Issue: April 2023) (1 original copy)		ITDI/TSD//2 <sup>nd</sup> Floor, Metrology Bldg.		
<b>CLIENT STEPS</b>	<b>AGENCY ACTION</b>	<b>FEES TO BE PAID</b>	<b>PROCESSING TIME</b>	<b>PERSON RESPONSIBLE</b>
1. Send inquiry or request for consultancy services through phone, fax,	1. Evaluate client's request	None	5 Minutes	<i>Designated Officer of the Day</i> TSD, 2 <sup>nd</sup> Floor, Metrology Building, DOST-ITDI



and email; or walk-in visit to DOST-ITDI				
2. Provide information based on required intervention	2.1 Provide on-the-spot advice for short-term consultancy or refer to expert as needed <i>*if clients need for consultation from expert i.e. research or testing and analysis proceed to step 5 after this step</i>	None	15 Minutes	<i>Designated Officer of the Day TSD, 2<sup>nd</sup> Floor, Metrology Building, DOST-ITDI</i>
	2.2 If site visit is required, coordinate with concerned divisions/experts	None	15 Minutes	<i>IDS Assigned Staff TSD, 2<sup>nd</sup> Floor, Metrology Building, DOST-ITDI</i>
	2.3 Prepare and send to client confirmation letter for the schedule of visit	None	30 Minutes	<i>IDS Assigned Staff TSD, 2<sup>nd</sup> Floor, Metrology Building, DOST-ITDI</i>
3. Confirm with the set schedule and prepare for the visit	3. Implement technical consultancy at site	None	1 Day	<i>Technical expert on the subject</i>
4. Receive, verify and implement recommended course of action	4. Prepare and submit Travel Report and accomplishment within 10 working days after the visit	None	4 Hours	<i>Technical expert on the subject</i>
5. Fill out Customer Feedback Form (QMS-F2, Issue: April 2023).	5. Provide customer feedback form, and receive accomplished form	None	5 Minutes	<i>Designated Officer of the Day TSD, 2<sup>nd</sup> Floor, Metrology Building, DOST-ITDI</i>
<b>TOTAL:</b>		<b>None</b>	<b>1 Day, 5 Hours and 10 Minutes</b>	



#### 4. Processing of Freedom of Information (FOI) Inquiries

In accordance with the Executive Order No. 2 series of 2016 on Freedom of Information, Anti-Red Tape Act of 2007, Ease of Doing Business of 2018 and Data Privacy act of 2012, DOST-ITDI accepts and processes inquiries/requests for technologies, technical services and technical assistance under its expertise from clients, stakeholders, and the general public. These services can be requested thru email or using the e-FOI portal.

<b>Office or Division:</b>	Technological Services Division (TSD)			
<b>Classification:</b>	Simple			
<b>Type of Transaction:</b>	G2C – Government to Citizen, G2B – Government to Business, G2G – Government to Government			
<b>Who may avail:</b>	All			
<b>CHECKLIST OF REQUIREMENTS</b>		<b>WHERE TO SECURE</b>		
1) Request thru email using the FOI Form or using the e-FOI portal specifying the subject of inquiry (1 original copy)		To be provided by the requesting party		
2) FOI Request form		Designated Officer of the day, ITDI/TSD 2 <sup>nd</sup> Floor, Metrology Bldg.		
3) Identification Document (Student ID, Company ID, Gov't. Issued ID)		To be provided by the requesting party		
4) Customer Satisfaction Survey form, (QMS-F2, Issue: April 2023) (1 original copy)		ITDI/TSD 2 <sup>nd</sup> Floor, Metrology Bldg.		
<b>CLIENT STEPS</b>	<b>AGENCY ACTION</b>	<b>FEES TO BE PAID</b>	<b>PROCESSING TIME</b>	<b>PERSON RESPONSIBLE</b>
<b>INQUIRIES RECEIVE THRU EMAIL</b>				
1. Send request thru email accounts of TSD-ITDI ( <a href="mailto:tsd@itdi.dost.gov.ph">tsd@itdi.dost.gov.ph</a> )	1.1 Check and acknowledge email account or receive	None	5 Minutes	<i>FOI Receiving Officer</i> TSD,



Submit fill-out FOI Request form	request form by affixing signature			2 <sup>nd</sup> Floor, Metrology Building, DOST-ITDI
	1.2 Verify proof of identification and evaluate request. In case of invalid request, inform the requesting party as to the reason.	None	10 Minutes	<i>FOI Receiving Officer</i> 2 <sup>nd</sup> Floor, Metrology Building, DOST-ITDI
	1.3 Review and approve/disapprove the request.	None	30 Minutes	<i>FOI Receiving Officer</i> 2 <sup>nd</sup> Floor, Metrology Building, DOST-ITDI
	1.4 For valid request, retrieve the information requested and forward to the concerned Division/Staff. In case the information requested is not available, inform the requesting party.	None	2 Days (paused-clock)	<i>Director/ Deputy Director/ TSD Chief</i> Metrology Building, DOST-ITDI
	1.5 Prepare transmittal letter of action taken for signature of the Director	None	30 Minutes	<i>FOI Receiving Officer</i> TSD, 2 <sup>nd</sup> Floor, Metrology Building, DOST-ITDI
2. Receive requested documents/ information	2. Release document/s thru preferred mode of reply	None	15 Minutes	<i>FOI Receiving Officer</i> TSD, 2 <sup>nd</sup> Floor, Metrology Building, DOST-ITDI





depending on the preferred mode of reply				
3. Accomplish Customer Satisfaction Survey form, (QMS-F2, Issue: April 2023)	3. Provide customer feedback form, and receive accomplished form	None	5 Minutes	<i>FOI Receiving Officer</i> TSD, 2 <sup>nd</sup> Floor, Metrology Building, DOST-ITDI
<b>TOTAL:</b>		<b>None</b>	<b>2 Days, 1 Hour and 35 Minutes</b>	
<b>INQUIRIES RECEIVE THRU e-FOI Portal</b>				
1. Lodge the request thru e-FOI portal	1.1 Accept e-FOI request.  Note: Request lodge at 4:00 PM onwards and Saturday and Sunday will be accepted on the next working day.	None	5 Minutes	<i>FOI Receiving Officer</i> eFOI Portal
	1.2 Verify proof of identification and evaluate the request. In case of invalid request, inform the requesting party as to the reason of non-accommodation. In case the	None	20 Minutes	<i>FOI Receiving Officer</i> eFOI Portal



	information being requested belongs to another agency, refer the requesting party to the appropriate agency.			
	1.3 For valid request, forward to the concerned Division/Staff for review and approval.	None	5 Minutes	<i>FOI Receiving Officer FOI Receiving Officer eFOI Portal</i>
	1.4 Review and retrieve the information requested.  Note: In case of voluminous records, the concerned Division/Staff may request for extension in time to comply (maximum of 10 days)	None	2 Days (paused-clock)	<i>Concerned Division/Staff</i>
2. Receive documents depending on the preferred mode of reply	2. Send reply thru e-FOI portal or thru preferred mode of reply of the requesting party. In case of clarification and denial, inform	None	15 Minutes	<i>Decision Maker (eFOI Portal/email)</i>



	the requesting party thru the e-FOI portal			
3. Accomplish Customer Satisfaction Survey form, (QMS-F2, Issue: April 2023)	3. Provide customer feedback form, and receive accomplished form	None	5 Minutes	<i>FOI Receiving Officer</i> eFOI Portal
<b>TOTAL:</b>		<b>None</b>	<b>2 Days and 50 Minutes</b>	

## 5. Processing of Requests for Training

DOST-ITDI offers training program classified into regular/in-house, customized, and regional. Regular/in-house trainings are approved line-up of training courses offered by the DOST-ITDI for the year. Customized training are courses not included in the regular training program such as packaged, special and requested training. These courses are designed specifically based on the needs and requirements of the customers. Training fees vary depending on the course for regular and customized trainings. The regional training refers to training requested from DOST Regional Offices for their constituents and clientele/partners to include Local Government Units (LGUs), academe, cooperatives, foundations, associations, and Non-Government Organizations (NGOs), wherein all expenses incurred during the training shall be borne through collaborative partnership. Clients may request thru email and walk-in the training courses on industrial and livelihood for enhancement of skills and capabilities, and creation of livelihood opportunities. DOST-ITDI training program is available in ITDI website and Facebook page.

<b>Office or Division:</b>	Technological Services Division (TSD) – Regional Cooperation and Training Section (RCTS)
<b>Classification:</b>	Simple



<b>Type of Transaction:</b>	G2C – Government to Citizen, G2B – Government to Business, G2G – Government to Government			
<b>Who may avail:</b>	All			
<b>CHECKLIST OF REQUIREMENTS</b>		<b>WHERE TO SECURE</b>		
1) Letter of request specifying training course (1 original copy)		To be provided by the requesting party		
2) Training reservation form for regular training thru customer portal (1 original copy and 1 photocopy)		ITDI/Technological Services Division/Regional Cooperation and Training Section/2 <sup>nd</sup> Floor, Metrology Bldg.		
3) Line-item-budget/training fee, module and schedule of activities for customized training (1 original copy and 1 photocopy)		ITDI/Technological Services Division/Regional Cooperation and Training Section/2 <sup>nd</sup> Floor, Metrology Bldg.		
4) Confirmation letter (1 original copy and 1 photocopy)		ITDI/TSD/RCTS/2 <sup>nd</sup> Floor, Metrology Bldg.		
5) Statement of Account (1 original copy and 1 photocopy)		ITDI/Finance Management Division/Accounting Section/2 <sup>nd</sup> Floor, Metrology Bldg.		
6) Deposit Slip (2 photocopies) or		To be provided by the requesting party or		
7) Official Receipt (OR) (1 original copy and 1 photocopy)		ITDI/Administrative Division/Cashier Section/2 <sup>nd</sup> Floor, Metrology Bldg.		
8) Customer Satisfaction Survey Form (QMS-F2, Issue: April 2023) (1 original copy)		ITDI/Technological Services Division/Regional Cooperation and Training Section/2 <sup>nd</sup> Floor, Metrology Bldg.		
<b>CLIENT STEPS</b>	<b>AGENCY ACTION</b>	<b>FEES TO BE PAID</b>	<b>PROCESSING TIME</b>	<b>PERSON RESPONSIBLE</b>



<b>A. REQUEST FOR REGULAR TRAINING</b>				
1. Reserve slot thru training customer postal	1.1 Check and validate reservation in terms of availability of slots; if with existing data entry on ITDI customer database, create if without; and update "validated" column on training monitoring	None	2 Minutes	<i>RCTS assigned Staff TSD-RCTS 2<sup>nd</sup> Floor, Metrology Building, ITDI-DOST</i>
	1.2 Download list of validated customers - extract as excel file - sort by transaction code - sort by title	None	4 Minutes	<i>RCTS assigned Staff TSD-RCTS 2<sup>nd</sup> Floor, Metrology Building, ITDI-DOST</i>
	1.3 Update sheet per training (final and waiting list) of monitoring	None	3 Minutes	<i>RCTS assigned Staff TSD-RCTS 2<sup>nd</sup> Floor, Metrology Building, ITDI-DOST</i>
	1.4 Notify customer on the approved and disapproved reservations. For approved reservations,	None	1 Minute	<i>RCTS assigned Coordinator  TSD-RCTS</i>



<p>2. Payment of training fee (depending on training course) at the ITDI Cashier Section, or deposit to ITDI Training Bank Account at the ITDI Cashier or deposit to ITDI Training Bank Account (Landbank - Account Name: ITDI Training, Account Number: 1822-1028-63, Branch: Landbank Bicutan). For online payment, send deposit/transaction slip for successful payment of training fee thru email.</p>	<p>include confirmation and payment details.</p>			<p>2<sup>nd</sup> Floor, Metrology Building, ITDI-DOST</p>
	<p>2.1 Prepare a Statement of account (SOA) (as needed by some clients).</p>	<p>None</p>	<p>20 Minutes</p>	<p><i>Finance Management Division-Accounting Section</i></p> <p>2<sup>nd</sup> Floor, Metrology Building, ITDI-DOST</p>
	<p>2.2 Send copy of SOA to client thru email.</p>	<p>None</p>	<p>1 Minute</p>	<p><i>RCTS assigned Coordinator</i></p> <p>TSD-RCTS</p> <p>2<sup>nd</sup> Floor, Metrology Building, ITDI-DOST</p>
	<p>2.3 Check email and provide copy of the deposit/transaction slip to FMD for validation</p>	<p>None</p>	<p>2 Minutes</p>	<p><i>RCTS assigned Coordinator</i></p> <p>TSD-RCTS</p> <p>2<sup>nd</sup> Floor, Metrology Building, ITDI-DOST</p>
	<p>2.4 Validate payment</p>	<p>None</p>	<p>2 days</p>	<p><i>FMD assigned Staff</i></p>



			(paused clock)	FMD-Accounting 2 <sup>nd</sup> Floor, Metrology Building, ITDI-DOST
	2.5 Issue Official Receipt (OR).	None	5 Minutes	<i>Cashier Section, Administrative Division</i> 2 <sup>nd</sup> Floor, Metrology Building, ITDI-DOST
	2.6 Photocopy OR for RCTS file	None	1 Minute	<i>RCTS assigned Coordinator</i> TSD-RCTS 2 <sup>nd</sup> Floor, Metrology Building, ITDI-DOST
4. Fill-out Customer Satisfaction Survey Form (QMS-F2, Issue: April 2023)	3. Provide customer feedback form	None	1 Minute	<i>RCTS assigned Coordinator</i> TSD-RCTS 2 <sup>nd</sup> Floor, Metrology Building, ITDI-DOST
<b>TOTAL:</b>		<b>Please see Annex B</b>	<b>2 days and 40 Minutes</b>	
<b>B. REQUEST FOR CUSTOMIZED TRAINING</b>				



CLIENT STEPS	AGENCY ACTION	FEES TO BE PAID	PROCESSING TIME	PERSON RESPONSIBLE
1. Send request thru email accounts of TSD-ITDI ( <a href="mailto:tsd@itdi.dost.gov.ph">tsd@itdi.dost.gov.ph</a> and <a href="mailto:tsd_training@itdi.dost.gov.ph">tsd_training@itdi.dost.gov.ph</a> ) / snail mail	1.1 Check email accounts and forward to Office of the Chief – TSD /  Receive letter of request from OD; and record the request in TSD logbook and forward to Office of the Director.	None	5 Minutes	<i>FOI Officer / RCTS Staff</i> TSD, 2 <sup>nd</sup> Floor, Metrology Building ITDI-DOST  <i>Science Aide</i> TSD-Office of the Chief TSD, 2 <sup>nd</sup> Floor, Metrology Building ITDI-DOST
	1.2 Record request in OD logbook and attach routing slip, reference number, and forward to the Director.	None	2 Minutes	<i>Secretary</i> Office of the Director 1 <sup>st</sup> Floor, Metrology Building, ITDI-DOST
	1.3 Approval of the Director, and refer to TSD for appropriate action.	None	2 Minutes	<i>Director</i> Office of the Director 1 <sup>st</sup> Floor, Metrology Building, ITDI-DOST
	1.4 Receive request and attach TSD routing slip, indicate TSD reference number, record in	None	2 Minutes	<i>Science Aide</i> TSD-Office of the Chief 2 <sup>nd</sup> Floor, Metrology Building, ITDI-DOST





	logbook, and forward to TSD Chief for action.			<i>Science Aide and Division Chief, TSD-Office of the Chief 2<sup>nd</sup> Floor, Metrology Building, ITDI-DOST</i>
	1.5 Refer to concerned RCTS coordinator.	None	1 Minute	<i>Section Head TSD-RCTS 2<sup>nd</sup> Floor, Metrology Building, ITDI-DOST</i>
	1.6 Coordinate with the client thru email or phone.	None	1 Minute	<i>RCTS Coordinator TSD-RCTS 2<sup>nd</sup> Floor, Metrology Building, ITDI-DOST</i>
	1.7 Coordinate with concerned Division and provide letter request.	None	1 Minute	<i>RCTS Coordinator TSD-RCTS 2<sup>nd</sup> Floor, Metrology Building, ITDI-DOST</i>
	1.8 Approval of concerned Division and set schedule.	None	30 Minutes	<i>Concerned Division/ Trainer Research and Development (R&amp;D)/ Administrative and Technical Services (ATS)</i>
	1.9 Coordinate schedule for online meeting with	None	1 Minute	<i>RCTS Coordinator TSD-RCTS</i>



	client and assigned expert/trainer.			2 <sup>nd</sup> Floor, Metrology Building, ITDI-DOST
2. Send confirmation for online meeting	2.0 Check email on the confirmation of client	None	1 Minute	<i>RCTS Coordinator</i> TSD-RCTS 2 <sup>nd</sup> Floor, Metrology Building, ITDI-DOST
	2.1 Conduct online meeting with client and assigned expert/trainer.	None	1 Hour	<i>RCTS Coordinator</i> TSD-RCTS 2 <sup>nd</sup> Floor, Metrology Building, ITDI-DOST  <i>Concerned Division/Trainer</i> Research and Development (R&D)/ Administrative and Technical Services (ATS)
	2.2 Prepare training module, line item budget (training fee), and list of requirements.	None	4 Hours	<i>Concerned Trainer and RCTS Coordinator</i>  R&D/ATS and TSD  2 <sup>nd</sup> Floor, Metrology Building, ITDI-DOST



	2.3 Coordinate with the client for the confirmed schedule and advise to settle payment of training fee (at least 1 week before the training date).	None	1 Minute	<i>RCTS Coordinator</i>  TSD-RCTS  2 <sup>nd</sup> Floor, Metrology Building, ITDI-DOST
	2.4 Prepare and send signed confirmation letter to the client.	None	20 Minutes	<i>RCTS Coordinator</i>  TSD-RCTS  2 <sup>nd</sup> Floor, Metrology Building, ITDI-DOST
3.Payment of training fee (depending on training course) at the ITDI Cashier Section, or deposit to ITDI Training Bank Account at the ITDI Cashier or deposit to ITDI Training Bank Account (Landbank - Account Name: ITDI Training, Account Number: 1822-1028-63, Branch: Landbank Bicutan). For online payment, send deposit/transaction slip for successful payment of training fee thru email.	3.1 Prepare a Statement of account (SOA) (as needed by some clients).	None	20 Minutes	<i>Finance Management Division-Accounting Section</i>  2 <sup>nd</sup> Floor, Metrology Building, ITDI-DOST
	3.2 Send copy of SOA to client thru email.	None	1 Minute	<i>RCTS assigned Coordinator</i>  TSD-RCTS  2 <sup>nd</sup> Floor, Metrology Building, ITDI-DOST



	3.3 Check email and provide copy of the deposit/transaction slip to FMD for validation	None	2 Minutes	<i>RCTS assigned Coordinator</i> TSD-RCTS 2 <sup>nd</sup> Floor, Metrology Building, ITDI-DOST
	3.4 Validate payment	None	2 days (paused clock)	<i>FMD assigned Staff</i> FMD-Accounting 2 <sup>nd</sup> Floor, Metrology Building, ITDI-DOST
	3.5 Issue Official Receipt (OR).	None	5 Minutes	<i>Cashier Section, Administrative Division</i> 2 <sup>nd</sup> Floor, Metrology Building, ITDI-DOST
	3.6 Photocopy OR for RCTS file	None	1 Minute	<i>RCTS assigned Coordinator</i> TSD-RCTS 2 <sup>nd</sup> Floor, Metrology Building, ITDI-DOST



4.Fill-out Customer Satisfaction Survey Form (QMS-F2, Issue: April 2023)	4. Provide customer feedback form	None	1 Minute	<i>RCTS assigned Coordinator</i>  TSD-RCTS  2 <sup>nd</sup> Floor, Metrology Building, ITDI-DOST
	<b>TOTAL:</b>	<b>None</b>	<b>2 Days, 6 Hours and 37 Minutes</b>	
<b>C. REQUEST FOR REGIONAL TRAINING</b>				
1. Send letter of request thru email accounts of TSD-ITDI ( <a href="mailto:tsd@itdi.dost.gov.ph">tsd@itdi.dost.gov.ph</a> and <a href="mailto:tsd_training@itdi.dost.gov.ph">tsd_training@itdi.dost.gov.ph</a> ) or snail mail.	1.1 Check email accounts and forward to Office of the Chief – TSD / Receive letter of request from Office of the Director, and Record the request in TSD logbook and forward to Office of the Director (for request thru email).	None	5 Minutes	<i>FOI Officer/RCTS Staff</i> TSD, 2 <sup>nd</sup> Floor, Metrology Building, ITDI-DOST  <i>Science Aide</i> TSD-Office of the Chief TSD, 2 <sup>nd</sup> Floor, Metrology Building, ITDI-DOST
	1.2 Record request in OD logbook and attach routing slip, reference	None	1 Minute	<i>Secretary</i> Office of the Director 1 <sup>st</sup> Floor, Metrology Building,



	number, and forward to the Director.			ITDI-DOST
	1.3 Approval and refer to TSD for appropriate action.	None	2 Minutes	<i>Director</i> Office of the Director 1 <sup>st</sup> Floor, Metrology Building, ITDI-DOST
	1.4 Receive request and attach TSD routing slip, indicate TSD reference number, record in logbook, and forward to TSD Chief for approval and referral to RCTS.	None	2 Minutes	<i>Science Aide and Division Chief</i> TSD-Office of the Chief TSD, 2 <sup>nd</sup> Floor, Metrology Building, ITDI-DOST
	1.5 Refer to concerned RCTS coordinator.	None	1 Minute	<i>Section Head TSD-RCTS</i> 2 <sup>nd</sup> Floor, Metrology Building, ITDI-DOST
	1.6 Coordinate with concerned division and provide request letter.	None	1 Minute	<i>RCTS assigned Coordinator</i> TSD-RCTS 2 <sup>nd</sup> Floor, Metrology Building, ITDI-DOST
	1.7 Coordinate with the client thru email or	None	1 Minute	<i>RCTS assigned Coordinator</i>



	phone to determine details of the requested training, and training requirements.			TSD-RCTS 2 <sup>nd</sup> Floor, Metrology Building, ITDI-DOST
2. Send details of the request, available equipment/machines, raw materials.	2.1 Receive and forward to concerned Division/trainer	None	1 Minute	<i>RCTS assigned Coordinator</i> TSD-RCTS 2 <sup>nd</sup> Floor, Metrology Building, ITDI-DOST
	2.2 Approval of request and assignment of trainer.	None	30 Minutes	<i>Concerned Division Chief</i>  R&D/ATS
	2.3 Coordinate schedule for online meeting with client and assigned expert/trainer.	None	1 Minute	<i>RCTS Coordinator</i> TSD-RCTS 2 <sup>nd</sup> Floor, Metrology Building, ITDI-DOST
3. Send confirmation for online meeting	3.1 Check email on the confirmation of client	None	1 Minute	<i>RCTS Coordinator</i> TSD-RCTS 2 <sup>nd</sup> Floor, Metrology Building, ITDI-DOST
	3.2 Conduct online meeting with client and assigned expert/trainer.	None	1 Hour	<i>RCTS Coordinator</i> TSD-RCTS



				<p>2<sup>nd</sup> Floor, Metrology Building, ITDI-DOST</p> <p><i>Concerned Division/Trainer</i></p> <p>Research and Development (R&amp;D)/ Administrative and Technical Services (ATS)</p>
	<p>3.3 Prepare and send signed letter of reply, schedule of activities and training requirements (supplies and raw materials, equipment needed, laptop, LCD, and fees, if applicable).</p>	None	4 Hours	<p><i>RCTS assigned Coordinator</i></p> <p>TSD-RCTS / RCTS</p> <p>and <i>Concerned Researcher/ Trainer</i></p> <p>Research and Development (R&amp;D)/Administrative and Technical Services (ATS)</p>
<p>4. Send confirmation on the training schedule.</p>	<p>4. Check email of client for the confirmation and coordinate with concerned trainer.</p>	None	1 Minute	<p><i>RCTS assigned Coordinator</i></p> <p>TSD-RCTS</p> <p>2<sup>nd</sup> Floor, Metrology Building, ITDI-DOST</p>





5. Fill-out Customer Satisfaction Survey Form (QMS-F2, Issue: April 2023)	5. Provide customer feedback form	None	1 Minute	<i>RCTS assigned Coordinator TSD-RCTS</i> 2 <sup>nd</sup> Floor, Metrology Building, ITDI-DOST
	<b>TOTAL:</b>	<b>None</b>	<b>5 Hours and 48 Minutes</b>	

## 6. Processing of Requests for Technical Assistance

DOST-ITDI offers technical assistance on technology/training needs assessment (TNA), site assessment, consultancy services, and request for expert/resource person within various fields of expertise of the Institute for product and process improvement of MSMEs, establishment of facilities, awareness seminar and the like. These services can be requested by different sectors from regions of the country.

<b>Office or Division:</b>	Technological Services Division (TSD) – Regional Cooperation and Training Section (RCTS)	
<b>Classification:</b>	Simple	
<b>Type of Transaction:</b>	G2C – Government to Citizen, G2B – Government to Business G2G – Government to Government	
<b>Who may avail:</b>	All	
<b>CHECKLIST OF REQUIREMENTS</b>		<b>WHERE TO SECURE</b>



1) Letter of request specifying training course (1 original copy)		To be provided by the requesting party		
2) Confirmation letter, and activity requirements (1 original copy and 1 photocopy)		ITDI/Technological Services Division/Regional Cooperation and Training Section/2 <sup>nd</sup> Floor, Metrology Bldg.		
3) Customer Satisfaction Survey Form (QMS-F2, Issue: April 2023) (1 original copy)		ITDI/Technological Services Division/Regional Cooperation and Training Section/2 <sup>nd</sup> Floor, Metrology Bldg.		
CLIENT STEPS	AGENCY ACTION	FEES TO BE PAID	PROCESSING TIME	PERSON RESPONSIBLE
1. Send letter request thru email or snail mail ( <a href="mailto:tsd@itdi.dost.gov.ph">tsd@itdi.dost.gov.ph</a> and <a href="mailto:tsd_training@itdi.dost.gov.ph">tsd_training@itdi.dost.gov.ph</a> ).	1.1 Check email accounts of TSD-ITDI ( <a href="mailto:tsd@itdi.dost.gov.ph">tsd@itdi.dost.gov.ph</a> and <a href="mailto:tsd_training@itdi.dost.gov.ph">tsd_training@itdi.dost.gov.ph</a> forward to Office of the Chief - TSD)/ receive letter request (snail mail) from Office of the Director, and record the request in TSD logbook and forward to Office of the Director (for request via email).	None	5 Minutes	<i>FOI Officer/RCTS Staff</i> TSD, 2 <sup>nd</sup> Floor, Metrology Building, ITDI-DOST  <i>Science Aide</i> TSD-Office of the Chief 2 <sup>nd</sup> Floor, Metrology Building, ITDI-DOST
	1.2 Record request in OD logbook and attach routing slip, reference number, and forward to the Director.	None	5 Minutes	<i>Secretary</i> Office of the Director, 1 <sup>st</sup> Floor, Metrology Building, ITDI-DOST



	1.3 Approval and refer to TSD for appropriate action.	None	5 Minutes	<i>Director</i> Office of the Director, 1 <sup>st</sup> Floor, Metrology Building, ITDI-DOST
	1.4 Receive request and attach TSD routing slip, indicate TSD reference number, record in logbook, and forward to TSD Chief for approval and referral to RCTS.	None	5 Minutes	<i>Science Aide and Division Chief</i> TSD-Office of the Chief, 2 <sup>nd</sup> Floor, Metrology Building, ITDI-DOST
	1.5 Refer to concerned RCTS Coordinator.	None	2 Minutes	<i>Section Head</i> TSD-RCTS 2 <sup>nd</sup> Floor, Metrology Building, ITDI-DOST
	1.6 Coordinate with the client thru email or phone on the details of the request.	None	5 Minutes	<i>RCTS assigned Coordinator</i> TSD-RCTS 2 <sup>nd</sup> Floor, Metrology Building, ITDI-DOST
	1.7 Coordinate with concerned Division and provide letter of request.	None	5 Minutes (paused-clock)	<i>RCTS assigned Coordinator</i> TSD-RCTS 2 <sup>nd</sup> Floor, Metrology Building, ITDI-DOST
	1.8 Approval of Division concerned and set	None	1 Day	<i>Concerned Division Chief and Expert/ Researcher/Staff</i>



	<p>schedule for the conduct of requested activity.</p> <p>1.9 Coordinate with the client on the schedule and requirements.</p>	None	5 Minutes	<p>Research and Development (R&amp;D)/ Administrative and Technical Services (ATS)</p> <p><i>RCTS assigned</i>  <i>Coordinator</i>            TSD-RCTS            2<sup>nd</sup> Floor, Metrology Building,            ITDI-DOST</p>
2. Send confirmation on the schedule.	2.1 Check email and coordinate with concerned Division/expert.	None	7 Minutes	<p><i>RCTS assigned</i>  <i>Coordinator</i>            TSD-RCTS            2<sup>nd</sup> Floor, Metrology Building,            ITDI-DOST</p>
	2.2 Prepare and send signed letter of confirmation and requirements (travelling expenses).	None	1 Hour	<p><i>RCTS assigned</i>  <i>Coordinator</i>            TSD-RCTS            2<sup>nd</sup> Floor, Metrology Building,            ITDI-DOST</p>
3. Fill-out Customer Satisfaction Survey Form (QMS-F2, Issue: April 2023)	3. Provide customer feedback form, and received accomplished form	None	3 Minutes	<p><i>RCTS assigned</i>  <i>Coordinator</i>            TSD-RCTS            2<sup>nd</sup> Floor, Metrology Building,            ITDI-DOST</p>
<b>TOTAL:</b>		<b>None</b>	<b>1 Day, 1 Hour and 47 Minutes</b>	



## 7. Processing of Standard Inquiries

In accordance with the Anti-Red Tape Act of 2007, Ease of Doing Business of 2018 and Data Privacy Act of 2012, DOST-ITDI accepts and processes inquiries for technologies, technical services and technical assistance from clients, stakeholders, and the general public. These services can be requested by different sectors from regions of the country.

<b>Office or Division:</b>	Technological Services Division (TSD)			
<b>Classification:</b>	Simple			
<b>Type of Transaction:</b>	G2C – Government to Citizen, G2B – Government to Business, G2G – Government to Government			
<b>Who may avail:</b>	General public			
<b>CHECKLIST OF REQUIREMENTS</b>		<b>WHERE TO SECURE</b>		
1) Letter of request specifying the inquiry (1 original copy)		To be provided by the requesting party		
2) Customer Satisfaction Survey form, (QMS-F2, Issue: April 2023) (1 original copy)		ITDI/TSD/2 <sup>nd</sup> Floor, Metrology Bldg.		
<b>CLIENT STEPS</b>	<b>AGENCY ACTION</b>	<b>FEES TO BE PAID</b>	<b>PROCESSING TIME</b>	<b>PERSON RESPONSIBLE</b>
1. Send inquiries through letter, phone, fax, and electronic mail; or personal visit/walk-in	1. Check email account and forward letter of inquiry to Office of the Chief – TSD, or to other concerned ITDI Divisions	None	30 Minutes	<i>FOI Focal Person</i> TSD, 2 <sup>nd</sup> Floor, Metrology Building, DOST-ITDI



	For personal visit/walk-in, interview client to determine specific need for services			
2. Request electronic/machine copies of data/information	2. Process the request and provide photocopy/electronic copy of the information requested	None	10 Minutes	<i>FOI Focal Person</i> TSD, 2 <sup>nd</sup> Floor, Metrology Building, DOST-ITDI
3. Accomplish Customer Satisfaction Survey form, (QMS-F2, Issue: April 2023)	3. Provide customer feedback form, and receive accomplished form.	None	5 Minutes	<i>FOI Focal Person</i> TSD, 2 <sup>nd</sup> Floor, Metrology Building, DOST-ITDI
<b>TOTAL:</b>		<b>None</b>	<b>45 Minutes</b>	

## 8. Processing of Study Tour

Study tour is one of the services being offered by DOST-ITDI to all clients particularly the academe and other private sectors to witness and familiarize with the various laboratories and facilities under R&D and Technical Services divisions.

<b>Office or Division:</b>	Technological Services Division (TSD)
<b>Classification:</b>	Simple
<b>Type of Transaction:</b>	G2C – Government to Citizen, G2B – Government to Business, G2G – Government to Government



<b>Who may avail:</b>	General public			
<b>CHECKLIST OF REQUIREMENTS</b>		<b>WHERE TO SECURE</b>		
1) Letter of request for study tour of ITDI Facilities at least one (1) month prior to the intended schedule (1 original copy)		To be provided by the requesting party		
2) Customer Satisfaction Survey form, (QMS-F2, Issue: April 2023) (1 original copy)		ITDI/TSD/IDS/2 <sup>nd</sup> Floor, Metrology Bldg.		
<b>CLIENT STEPS</b>	<b>AGENCY ACTION</b>	<b>FEES TO BE PAID</b>	<b>PROCESSING TIME</b>	<b>PERSON RESPONSIBLE</b>
1. Send letter of request thru email or fax	1.1 Receive and acknowledge letter of request (same day)	None	15 Minutes	SRS I, IDS 2 <sup>nd</sup> Floor, Metrology Building, DOST-ITDI
	1.2 Coordinate with the facility/laboratory to be visited; discuss schedule, requirements, and other details; seek approval	None	1 Day (paused-clock)	SRS I, IDS 2 <sup>nd</sup> Floor, Metrology Building, DOST-ITDI
	1.3 Notify client of approval	None	15 Minutes	SRS I, IDS 2 <sup>nd</sup> Floor, Metrology Building, DOST-ITDI
	1.4 Prepare labs/facilities/personnel for the visit	None	1 Day (paused-clock)	SRS I, IDS Facility to be visited
2. Register upon arrival	2.1 Provide registration	None	5 Minutes	SRS I, IDS Facility to be visited



	logbook/attendance sheet			
	a. Conduct the study tour of facilities		2 Hours	<i>Technical Expert</i> Facility to be visited
3. Accomplish Customer Satisfaction Survey form, (QMS-F2, Issue: April 2023)	3. Provide customer feedback form, and receive accomplished form.	None	15 Minutes	<i>SRS I, IDS</i> Facility/laboratory to be visited
<b>TOTAL:</b>			<b>2 Days, 2 Hours and 50 Minutes</b>	

## 9. Technical Assistance

Any assistance/services being provided to customers/clients (i.e., individuals, industry/business sectors, academe, non-government organizations, other government institutions/agencies) covered by a Memorandum of Agreement (MOA).

<b>Office or Division:</b>	Technological Services Division (TSD) – Business Development Section (BDS)
<b>Classification:</b>	Highly Technical
<b>Type of Transaction:</b>	G2C – Government to Citizen, G2B – Government to Business G2G – Government to Government
<b>Who may avail:</b>	Private, SUCs, NGOs, other government agencies who needs technical assistance
<b>CHECKLIST OF REQUIREMENTS</b>	
<b>WHERE TO SECURE</b>	





1) Letter of request for technical assistance (1 original copy)	To be provided by the client			
2) Technology Needs Assessment (TNA) Report (1 original copy and 1 photocopy)	ITDI/Technological Services Division/Business Development Section/2 <sup>nd</sup> Floor, Metrology Bldg.			
3) Memorandum of agreement (MOA) (4 original copies)	ITDI/TSD/BDS/2 <sup>nd</sup> Floor, Metrology Bldg.			
4) Statement of Account (1 original copy and 1 photocopy)	ITDI/Finance Management Division/Accounting Section/2 <sup>nd</sup> Floor, Metrology Bldg.			
5) Official Receipt (OR) (1 original copy and 1 photocopy)	ITDI/Administrative Division/Cashier Section/2 <sup>nd</sup> Floor, Metrology Bldg.			
6) Customer Satisfaction Survey Form (QMS-F2, Issue: April 2023) (1 original copy)	ITDI/TSD/BDS/2 <sup>nd</sup> Floor, Metrology Bldg.			
CLIENT STEPS	AGENCY ACTION	FEES TO BE PAID	PROCESSING TIME	PERSON RESPONSIBLE
1. Submit a letter of request for technical assistance addressed to the ITDI Director.	1.1 Receive request from the client, and assign BDS to assist the client to the assistance being requested.	None	5 Minutes	<i>Science Aide and Division Chief</i> TSD-Office of the Chief 2 <sup>nd</sup> Floor, Metrology Building, ITDI-DOST
	1.2 Assign a BDS staff to handle the request, and reply the request of client and set a meeting to define the extent of the assistance needed.	None	10 Minutes	<i>Section Head and BDS Coordinator</i> TSD-BDS 2 <sup>nd</sup> Floor, Metrology Building, ITDI-DOST



2. Attend consultation meeting with the TSD-BDS.	2. Conduct a consultation meeting with client. Orientation of possible technology assistance to be rendered.	None	1 Hour	<i>BDS Coordinator</i>  TSD-BDS 2 <sup>nd</sup> Floor, Metrology Building, ITDI-DOST
3. Confirm the date of the Technology Needs Assessment (TNA).	3. Follow up client for the schedule of TNA.	None	5 Minutes	<i>BDS Coordinator</i>  TSD-BDS 2 <sup>nd</sup> Floor, Metrology Building, ITDI-DOST
4. Assist the ITDI Team in the TNA.	4.1 Conduct a Technology Needs Assessment for the client at site.	None	4 Hours (maximum)	<i>Researcher from concerned Division, BDS coordinator, RCTS Regional Coordinator</i>
	4.2 Provide recommendations on the technology suited for the needs of the company, provide next steps.	None	(during TNA)	<i>Researcher from concerned Division</i>
	4.3 Send draft Memorandum of Agreement (MOA) to client for review.	None	5 Minutes	<i>BDS Coordinator</i>  TSD-BDS 2 <sup>nd</sup> Floor, Metrology Building, ITDI-DOST



5. Review and provide comments on the draft MOA.	5. Incorporate the comments, if any, of the client in the MOA. Send out the finalized MOA to the client via email.	None	2 Days (Return to BDS if there are clarifications)	<i>BDS Coordinator</i>  TSD-BDS 2 <sup>nd</sup> Floor, Metrology Building, ITDI-DOST
6. Sign the contract.	6.1 Send out the MOA to the PSTC and/or DOST Regional Office for the officer's signature.	None	5 Days	<i>BDS Division Coordinator</i> <i>Officers to sign:</i> <i>PSTC Director</i> <i>DOST Regional Director</i> <i>ITDI Director</i> <i>Division Chief</i> <i>Witness</i>
	6.2 Notarization of MOA.	None	1 Hour	<i>BDS Coordinator</i>  TSD-BDS 2 <sup>nd</sup> Floor, Metrology Building, ITDI-DOST
	6.3 Provide client with the finalized MOA.	None	5 Minutes	<i>BDS Coordinator</i>  TSD-BDS 2 <sup>nd</sup> Floor, Metrology Building, ITDI-DOST



7. Pay technology assistance fee, if provided in the contract. Pay through the ITDI Cashier's Office. Make sure to secure Official Receipt that will be issued upon payment.	7.1 Prepare the MOA for the FMD-Accounting Section.	None	5 Minutes	<i>BDS Coordinator</i>  TSD-BDS 2 <sup>nd</sup> Floor, Metrology Building, ITDI-DOST
	7.2 Prepare a Statement of account.	None  (depends on the extent of the assistance)	37 Minutes	<i>Finance Management Division-Accounting Section</i> 2 <sup>nd</sup> Floor, Metrology Building, ITDI-DOST
	7.3 Issue Official Receipt (OR).	None	5 Minutes	<i>Cashier Section, Administrative Division</i> 2 <sup>nd</sup> Floor, Metrology Building, ITDI-DOST
8. Fill-out Customer Satisfaction Survey Form (QMS-F2, Issue: April 2023).	8. Provide customer feedback form, and receive accomplished form.	None	5 Minutes	<i>BDS Coordinator</i> TSD-BDS 2 <sup>nd</sup> Floor, Metrology Building, ITDI-DOST
<b>TOTAL:</b>		<b>None</b>	<b>7 Days, 7 Hours and 22 Minutes</b>	



## 10. Technology Adoption

Technology Transfer “refers to the process by which one party systematically transfers to another party the knowledge for the manufacture of a product, the application of a process, or rendering of a service, which may involve the transfer, assignment or licensing of IPRs.” (RA 10055, The Technology Transfer Act of 2009). One of the modes of Technology Transfer is through technology adoption which can be obtained through technology licensing.

The Technological Services Division (TSD) serves as the Technology Transfer and Business Development Office (TTBDO) of the Institute which efficiently managed transactions on licensing of Intellectual Properties to ensure that the technologies generated by the government are fully utilized by and for the Filipino people.

<b>Office or Division:</b>	Technological Services Division (TSD) – Business Development Section (BDS)	
<b>Classification:</b>	Highly Technical	
<b>Type of Transaction:</b>	G2C – Government to Citizen, G2B – Government to Business G2G – Government to Government	
<b>Who may avail:</b>	Interested adopters from the private, SUCs, NGOs, and other government agencies	
<b>CHECKLIST OF REQUIREMENTS</b>		<b>WHERE TO SECURE</b>
1) Letter of Intent (LOI) (1 original copy)		To be provided by the client
2) Letter of reply (1 original copy 1 photocopy)		ITDI/Technological Services Division/Business Development Section/2 <sup>nd</sup> Floor, Metrology Bldg.



3) Non-disclosure Agreement (NDA) (1 original copy)	ITDI/TSD/BDS/2 <sup>nd</sup> Floor, Metrology Bldg.
4) For technology transfer (1 set) <ul style="list-style-type: none"> <li>● Company profile (1 photocopy)</li> <li>● Company SEC registration (1 photocopy)</li> <li>● CDA for cooperatives (1 photocopy)</li> <li>● Three-year financial statement (1 photocopy)</li> <li>● Business plan (1 photocopy)</li> </ul>	To be provided by the client
5) Due diligence report (1 original copy and 1 photocopy)	ITDI/TSD/BDS/2 <sup>nd</sup> Floor, Metrology Bldg.
6) Technology Licensing Agreement (TLA) or Memorandum of Agreement (MOA) (4 original copies)	ITDI/TSD/BDS/2 <sup>nd</sup> Floor, Metrology Bldg.
7) Fairness Opinion Report (FOR) and written recommendation from DOST Secretary (1 original copy and 1 photocopy)	DOST Regional FOB Secretariat (FOR), Concerned DOST-Regional Office  DOST Secretary (written recommendation), DOST Compound, Taguig City
8) Statement of Account (1 original copy and 1 photocopy)	ITDI/Finance Management Division/Accounting Section/2 <sup>nd</sup> Floor, Metrology Bldg.



9) Official Receipt (OR) (1 original copy and 1 photocopy)		ITDI/Administrative Division/Cashier Section/2 <sup>nd</sup> Floor, Metrology Bldg.		
10) Customer Satisfaction Survey Form (QMS-F2, Issue: April 2023) (1 original copy)		ITDI/TSD/BDS/2 <sup>nd</sup> Floor, Metrology Bldg.		
CLIENT STEPS	AGENCY ACTION	FEES TO BE PAID	PROCESSING TIME	PERSON RESPONSIBLE
1. Submit a letter of intent (LOI) addressed to the Director signifying his interest to adopt ITDI technology / technologies.	1.1 Receive request from the client, and assign the BDS to assist the client in the technology adoption being requested.	None	5 Minutes	<i>Science Aide and Division Chief</i> TSD-Office of the Chief 2 <sup>nd</sup> Floor, Metrology Building, ITDI-DOST
	1.2 Assign a BDS staff to coordinate with client.	None	2 Minutes	<i>Section Head</i> TSD-BDS 2 <sup>nd</sup> Floor, Metrology Building, ITDI-DOST
	1.3 Reply the request of client and set a meeting to orient them about the technology transfer process.	None	5 Minutes	<i>BDS Coordinator</i> TSD-BDS 2 <sup>nd</sup> Floor, Metrology Building, ITDI-DOST
2. Attend consultation meeting with TSD-BDS	2. Conduct consultation meeting with client and discuss the technology	None	1 Hour	<i>BDS Coordinator</i> TSD-BDS



	transfer mechanisms and other related info/documents; and confirmation from client on the decision to adopt.			2 <sup>nd</sup> Floor, Metrology Building, ITDI-DOST
3. Submit documentary requirements to TSD-BDS.	3.1 Check if documents submitted are complete.	None	5 Minutes	<i>BDS Coordinator</i> TSD-BDS 2 <sup>nd</sup> Floor, Metrology Building, ITDI-DOST
	3.2 Prepare Due Diligence Report.	None	1 Day	<i>BDS Coordinator</i> TSD-BDS 2 <sup>nd</sup> Floor, Metrology Building, ITDI-DOST
	3.3 Draft Technology Licensing Agreement (TLA)/ Memorandum of Agreement (MOA).	None	2 Hours	<i>BDS Coordinator</i> TSD-BDS 2 <sup>nd</sup> Floor, Metrology Building, ITDI-DOST
4. Review draft of agreement. Give comments and suggestions, e.g. in the terms and conditions,	4. Follow-up and receive comments and suggestions from concerned parties.	None	2 Days	<i>BDS Coordinator</i> TSD-BDS 2 <sup>nd</sup> Floor, Metrology Building, ITDI-DOST





obligations, payment terms.				
5. Wait for the Fairness Opinion Report (FOR) and written recommendation to be issued by the DOST Secretary through the assistance of the Fairness Opinion Board (FOB).	5. Endorse the transaction and documentary requirements to the Regional Office for the convening of Fairness Opinion Board (FOB).  If the transaction is FAIR*, proceed with the technology transfer:	None	40 Days (paused clock)	<i>BDS Coordinator</i> TSD-BDS 2 <sup>nd</sup> Floor, Metrology Building, ITDI-DOST
6. Concurrence to the stipulations of the MOA or TLA.	6. Finalization of the MOA/TLA.	None	4 Hours	<i>BDS Coordinator</i> TSD-BDS 2 <sup>nd</sup> Floor, Metrology Building, ITDI-DOST
7. Sign agreement.	7.1 Send out MOA to the PSTC and/or DOST Regional Office for the officer's signature.	None	10 Days (paused clock)	<i>BDS Coordinator</i> TSD-BDS 2 <sup>nd</sup> Floor, Metrology Building, ITDI-DOST  Officers to sign: PSTC Director, DOST Regional Director,



	7.2 Notarization of MOA.	None	1 Hour	ITDI Director, Division Chief  <i>BDS Coordinator</i> TSD-BDS 2 <sup>nd</sup> Floor, Metrology Building, ITDI-DOST
8. Pay technology fee if provided in the contract. Pay through the ITDI Cashier's office. Make sure to secure Official Receipt that will be issued upon payment.	8.1 Photocopy the MOA for the FMD-Accounting Section.	None	5 Minutes	<i>BDS Coordinator</i> TSD-BDS 2 <sup>nd</sup> Floor, Metrology Building, ITDI-DOST
	8.2 Prepare a Statement of account.	Please refer to Annex A	37 Minutes	<i>Finance Management Division-Accounting Section</i> 2 <sup>nd</sup> Floor, Metrology Building, ITDI-DOST
	8.3 Issue Official Receipt (OR).	None	5 Minutes	<i>Cashier Section, Administrative Division</i> 2 <sup>nd</sup> Floor, Metrology Building, ITDI-DOST
9. Fill-out Customer Satisfaction Survey	9. Provide customer feedback form, and	None	5 Minutes	<i>BDS Coordinator</i> TSD-BDS



Form (QMS-F2, Issue: April 2023).	receive accomplished form.			2 <sup>nd</sup> Floor, Metrology Building, ITDI-DOST
<b>TOTAL:</b>		<b>Please refer to Annex B</b>	<b>54 Days, 1 Hour and 14 Minutes</b>	

Technology Adoption is covered under DOST MC No. 002 s. 2019

\* If the transaction is NOT FAIR, ITDI Technology Transfer and Business Development Office (TTBDO), Director and Researchers will deliberate if transaction with the potential adopter will push through or not.



## REGISTRATION

“First-come, first-served”

Scan QR code or go to the link:  
<https://itdi.com.ph/web/site/trainings>  
to choose and reserve slot/s for your  
desired training/s.

DOST-ITDI will approve reservation and  
payment details will be sent through  
e-mail.

Once payment is done and validated by  
DOST-ITDI, fill out the participant's  
profile form.

Training details and reminders will be  
forwarded days prior to training date.

DOST-ITDI reserves the right to  
postpone or cancel any of its training  
programs at anytime without prior notice  
due to unforeseen circumstances.

## MODE OF DELIVERY



### FACE-TO-FACE

Lecture, workshop, and  
hands-on activities at  
DOST-ITDI facility



### ONLINE TRAINING

Online lecture with  
hands-on and/or workshop

# 2023 DOST-ITDI TRAINING COURSES

*Inspired by Technology, Driven by Innovation*



TECHNOLOGICAL SERVICES DIVISION  
Industrial Technology Development Institute  
Department of Science and Technology  
DOST Complex, Bicutan, Taguig City 1631  
(632) 8683-7750 to 69 loc. 2269  
09178979308

Website: [www.itdi.dost.gov.ph](http://www.itdi.dost.gov.ph)  
Customer Web Portal: <https://itdi.com.ph>  
EMAIL: [tsd\\_training@itdi.dost.gov.ph](mailto:tsd_training@itdi.dost.gov.ph)  
Facebook Page: DOST ITDI Updates  
YouTube Channel: DOST-ITDI

## 2ND QUARTER

**APR 12-13**

Face-to-Face  
₱ 2,800.00

### AWARENESS SEMINAR ON FOOD PACKAGING, LABELING, AND BRANDING

A two-day seminar/training covering packaging, labeling, and branding of food products; graphic design; and evaluation/critiquing of participants' existing products and labels

**APR 18-19**

Face-to-Face  
₱ 3,600.00

### CALIBRATION OF ELECTRONIC NON-AUTOMATIC WEIGHING INSTRUMENTS (NAWI): LABORATORY SCALES

Basic knowledge and skills on calibration of single range, electronic non-automatic weighing instruments in accordance with EURAMET cg-18

**APR 26**

Face-to-Face  
₱ 2,800.00

### FORMULATION OF PERSONAL CARE PRODUCTS

Basic knowledge and skills on formulation and production of personal care products (hand sanitizer & liquid hand soap)

**MAY 3**

Face-to-Face  
₱ 2,500.00

### ESSENTIAL OIL EXTRACTION

Knowledge and skills on different methods of extraction and basic information on the application/ utilization of essential oil

**MAY 9-10**

Face-to-Face  
₱ 4,000.00

### CALIBRATION OF pH METERS

Basic knowledge and skills on calibration and maintenance of pH meters

**MAY 23-24**

Online Training  
₱ 1,500.00

### INTERNAL QUALITY AUDIT FOR PNS ISO/IEC 17025:2017

Knowledge and skills required to perform an internal quality audit of a laboratory quality management system (IQMS) based on PNS ISO/IEC 17025:2017

**MAY 30**

Face-to-Face  
₱ 1,900.00

### FOOD PRODUCT DEVELOPMENT AND SAFE USE OF FOOD ADDITIVES

Basic knowledge and principles on food product development and safe usage of various food additives

**JUN 6-7**

Face-to-Face  
₱ 3,400.00

### CALIBRATION OF VOLUMETRIC WARES BASED ON ISO 4787:2021

Basic knowledge and skills on measurement and calibration of volumetric wares

**JUN 13-15**

Face-to-Face  
₱ 6,000.00

### INTRODUCTION TO SENSORY EVALUATION

Basic information in undertaking sensory evaluation of food products

**JUN 14**

Face-to-Face  
₱ 2,100.00

### INTRODUCTION TO MEASUREMENT UNCERTAINTY

An introductory course on measurement uncertainty which covers the basic concepts and commonly used terminologies in understanding, evaluating and reporting uncertainty according to JCGM 100:2008

**JUN 20-21**

**Face-to-Face**  
₱ 4,500.00

### **3D PRINTING BASICS AND FDM PRINTER HANDS-ON**

Basic knowledge on additive manufacturing or 3D printing which include different 3D printing techniques, design, preparation, and basic 3D printer operations using FDM

**JUL 25-26**

**Face-to-Face**  
₱ 3,800.00

### **CALIBRATION OF DIGITAL MULTIMETERS**

Basic knowledge and skills on calibration of digital multimeters

**JUN 27-28**

**Face-to-Face**  
₱ 4,200.00

### **TORQUE MEASUREMENT AND CALIBRATION**

Basic knowledge and skills on torque measurement and calibration

**AUG 1-3**

**Face-to-Face**  
₱ 3,500.00

### **EMULSIFIED CHICKEN MEAT PRODUCTS PROCESSING**

Basic knowledge, skills, and methods on processing emulsified chicken meat into nuggets, sausages, and burger patties

**JUL 11-12**

**Face-to-Face**  
₱ 4,800.00

### **CALIBRATION OF WEIGHTS BASED ON OIML R 111-1**

Basic knowledge and skills on calibration of OIML weights in accordance with OIML R 111-1

**AUG 15-16**

**Face-to-Face**  
₱ 4,600.00

### **FORMULATION OF HOUSEHOLD CARE PRODUCTS**

Basic knowledge and skills on formulation and production of household care products (dishwashing liquid, fabric conditioner, liquid detergent)

**JUL 18-19**

**Face-to-Face**  
₱ 3,800.00

### **PRESSURE METROLOGY AND CALIBRATION OF PRESSURE GAUGES**

Basic knowledge and skills on measurement and calibration of pressure measuring instruments

## **3RD QUARTER**





**AUG 22-23**  
Face-to-Face  
₱ 4,600.00

**CALIBRATION PISTON-OPERATED VOLUMETRIC APPARATUS (ISO 8655:2022)**

Basic knowledge and skills on calibration of piston-operated pipettes

**SEP 5-7**  
Online Training  
₱ 1,500.00

**INTRODUCTORY COURSE ON VALIDATION OF CHEMICAL METHODS OF ANALYSIS**

Knowledge and guidance in conducting validation of chemical methods of analysis

**SEP 12**  
Face-to-Face  
₱ 1,900.00

**OVERVIEW OF SHELF LIFE TESTING**

Overview of shelf life testing and basic procedures on the conduct of shelf life testing both direct and indirect methods

**SEP 13-14**  
Face-to-Face  
₱ 4,900.00

**CALIBRATION OF FORCE TESTING MACHINE**

Fundamental knowledge and skills on force measurement and calibration of force testing machines based on ISO 7500

**SEP 19-20**  
Face-to-Face  
₱ 3,700.00

**CALIBRATION OF LIQUID-IN-GLASS AND DIGITAL THERMOMETERS**

Basic knowledge and skills on temperature calibration

**4TH QUARTER**

**OCT 10-11**  
Face-to-Face  
₱ 4,300.00

**HUMIDITY MEASUREMENT**

Basic knowledge and skills on temperature and humidity metrology

**OCT 18-19**  
Face-to-Face  
₱ 4,900.00

**CALIBRATION OF FORCE PROVING INSTRUMENTS**

Fundamental knowledge and skills on force measurement and calibration of force proving instruments based on ISO 376



LIST OF TECHNOLOGIES FOR COMMERCIALIZATION FOR 2023

No.	Technology/Product	Brief Description	Technology Readiness Level (TRA)*	Licensing Fee/ Technology Fee (Php) (Subject to royalty fee)
1	Compact Waste Water Treatment System	A low-cost, sustainable, compact wastewater treatment system that can be used to treat food, oil, grease wastewater coming from standalone quick service restaurants (QSR).	7	417,800.00
2	Dual Drum Composter	A small-scale (100kg capacity) motorized dual-drum composter developed for the management of biodegradable solid wastes following a standardized process with compost as end-product.	9	113,600.00
3	Household Tumbling Composter	A unit composed of two 30-L plastic drums and wooden base which allows the conversion of household kitchen waste into compost or soil conditioner.	9	40,000.00
4	Portable Biogas Digester (200L and 1000L)	The ITDI Portable Biogas Digester is an air-tight, oxygen free vessel, fed with organic material where the microbial digestion takes place to produce biogas. The Portable Biogas Digester converts the wastes into two useful products: gas for cooking and sludge as soil conditioner.	9	66,000.00
5	SafeWaters (Mobile Water Disinfection System)	A batch-type chemical treatment system that addresses shortage or unavailability of water in the community.	9	56,000.00
6	Bioreactor (500kg and 1kg)	An equipment for waste management that can transform biodegradable waste into soil enriching compost.	9	Waived
7	Cacao Roasting Equipment (Cacao Roaster)	A locally-designed cacao bean roaster that is LPG-fueled, easy-to-operate with temperature control feature and is made of food-grade stainless steel.	9	171,000.00
8	Cacao Desheller and Winnower	The desheller is an optimally designed to crack the shell of beans without leaving damage to the nibs to avoid some portions of the yield to be considered as losses while winnower is designed to separate the yield from the shells by supplying enough amount of air current to blow the shells away and let the nibs freely fall on a collecting bin.	9	113,000.00
9	Cacao Grinder	A cacao equipment that can grind cacao nibs into finer particles. The equipment has a capacity to grind 10kgs of nibs in an hour.	9	126,000.00
10	Isotonic Drink	Coconut-based shelf stable beverage that contains electrolytes (Na, K, Cl <sup>2</sup> , PO <sup>4</sup> )	8	20,000.00
11	Ready to Drink Tablea	A shelf-stable, smooth and delicious chocolate drink with more of the goodness of real chocolate from selected and single origin fermented cocoa beans.	8	40,000.00
12	Ready to Drink Mungbean and Coconut	This product is made from blended mungbean infused with coconut cream and flavored vanilla.	8	40,000.00



		A good alternative for dairy drinks that is ready-to-drink and shelf stable.		
13	Shelf-stable beef-filled suman	Ready food reserve which can be served as meal/snack, emergency food and military ration.	8	15,000.00
14	Rice Milk Beverage	A good alternative to dairy-based drinks and excellent source of amino acids, protein, fiber, vitamins and minerals. It can be used as an intermediate raw material used to prepare food items such as ice cream, milk teas, coffees and other food products.	8	40,000.00
15	OL Trap (ovicidal/Larvicidal Trap System)	A device used to control the Aedes mosquito population, the dengue-carrying species. The OL Trap's ovicidal and larvicidal effect prevents the next generation of Aedes mosquitoes from reaching adulthood, thus curbing their population.	9	Waived
16	Dietary Fiber Powder from Calamansi Wastes (MMIC)	Production of dietary fiber from calamansi waste that can be used as functional ingredient for food and supplement production for digestion and weight management.	7	47,800.00
17	Salt Iodizing Machine	A continuous screw-type iodizing machine that can be used by small salt processors and help them comply with ASIN LAW or RA 1872.	9	40,000.00
18	Salt Washer Machine	A continuous screw-type machine designed to increase the purity of salt to at least 97% as required by RA. 8172.	9	55,000.00
19	Salt Spin Dryer	An equipment that reduces the moisture content of the salt.	9	65,000.00
20	Salt Evaporating Set up	The ITDI-improved evaporating set-up has a capacity of 300L/batch which allow processors to produce finer salt with higher quality. It is composed of an evaporating pan and a furnace covered with red bricks which lowers heat losses resulting in lesser solid fuel consumption and shorter cooking time.	9	57,000.00
21	Salt Harvester	Designed to mechanize the process of crushing, washing and harvesting salt in deep crystallizer saltern.	7	No available computation
22	Gourmet salt (Seaweed, Shiitake, Shrimp Head)	Salt infused with umami tastant (savory flavor) from seaweed, shrimp and mushroom. Conforms to specification of food grade salt. Low in sodium and contains essential minerals.	8	Seaweed - 20,770.00 Shrimp - 21,310.00 Mushroom - 20,647
23	Smoked Salts (Guava, Mango and Tamarind)	Salt smoked with dry young leaves of mango, guava and tamarind. Conforms to specification of food grade salt. Low in sodium and contains essential minerals.	8	Mango Leaves - 21,163.00 Guava - 21,163.00 Tamarind - 21,805.00
24	Power Back-up System for Small and Large Equipment	The power back-up system is an independent device that can be installed in an equipment to provide back-up power in case of power interruption. The device, compared to commercially available UPS, does not solely rely on	8	40,000.00

		<p>battery charger to charge to the battery. Instead, the batteries can be charge using renewables such as solar and wind.</p> <p>Abaca fibers combined with resin to form composites take advantage of abaca's low density aand insulating properties to create a material that is lightweight and environment-friendly which can be used as an eco-friendly, lightweight material for roofs and even vehicles.</p>		
25	Abaca-reinforced Composite Production Technology (for tricycle driver's roof, boat)		8	87,800.00
26	Nanoclay Production Technology from Local Bentonite Ore (as an additive in polymer clay nanocomposite system)	Method of manufacturing nanocomposites with several property enhancements for use in various industrial applications, such as in automative, construction, electronics, and packaging.	8	460,000.00
27	Nano-Precipitated Calcium Carbonate	A method of production of nano precipitated calcium carbonate fom local limestone deposits having an average particle size ranging from 35-45 nm and whiteness value of more than 95% for various (food, industrial, and pharmaceutical grade) applications, such as in the manufacture of paper, rubber, plastics, plants, medicines, and food.	5	313,800.00
28	Modular Rainwater Collection System	This modified modular rainwater collection system, can collect and store rainwater up to one cubic meter for non-potable domestic use, easy to install and deploy, easy to store when not in use (foldable) and can fit into individual homes. A nano composite liner was developed from locally available raw materials by compounding high density polyethylene (HDPE) with nano precipitated calcium carbonate (NPCC) for better mechanical properties.	9	No available computation
29	Biodegradable Polymers Production Technology (Thermoplastic Starch Nanoclay Pellets)	The main purpose of this technology is for the production of biodegradable pellets that can be used for the production of disposable plastic cups, straws, spoons and forks. This technology minimizes the need to import raw materials because starch is widely available in the country. It will not involve too much additional investments because the cost of biodegradable pellets are comparable to conventional plastic pellets. It also provides a process of producing a biodegradable composition comprising a thermoplastic starch.	5	275,000.00
30	Modified Nano Ceramic Filter	The modified nanoceramic filter is a household water filtration system which removes microorganisms and heavy metal contaminants from the water.	9	No available computation
31	Nanozeolite	Nanozeolite pellets as Carbon Dioxide Absorbent provided an environment friendly cost-effective alternative sorbent for CO2 capture in diesel-fired boiler system.	4	350,000.00
		Nanozeolite powder were used as carrier for the formulation of fertilizer.		

32	Halal Cosmetics and Toiletries: Lipstick	Made up of shea-butter, enriched and enhanced with the hydrating properties of virgin coconut oil. Comes in shades of red and red-orange that leaves skin smooth and glossy.	9	135,000.00
33	Halal Cosmetics and Toiletries: Shampoo	Formulated with wheatgerm, rosemary and lemongrass oil for strengthening and promoting formation of new tissues inducing hair growth in terms of length and volume.	9	110,000.00
34	Halal Cosmetics and Toiletries: Soap	Formula is also enriched with cucumber and lemon extracts for a natural skin-lightening effect. Provides luxurious and well-conditioning properties for dry skin.	9	120,000.00
35	Halal Cosmetics and Toiletries: Lip balm	Provides moisturizing and cooling properties to soothe and prevent chapped, peeling, and cracked lips.	9	No available computation
36	Halal Cosmetics and Toiletries: Whitening Toothpaste	A herbal toothpaste with the antimicrobial properties of neem oil, virgin coconut oil, papaya, and guava extracts. Formulated to keep mouth fresh, whiten teeth and prevent tooth decay from bacteria.	9	94,000.00
37	RTE Smoked Fish Meal	Ready-to-eat (RTE) smoked fish rice meal can be consumed without any aid of utensils, etc. Products are suitable for disaster/relief purposes as it can meet DSWD's shelf life requirement of more than six (6) months.	8	130,000.00
38	Ready-to-Eat Chicken Arroz Caldo	The retort pouch packaging technology was applied to Chicken Arroz Caldo to make it shelf stable for at least one (1) year. The product was developed as a disaster mitigation / relief food to address immediate hunger of disaster victims.	9	180,000.00
39	RTE Sweet potato	Arroz caldo is categorized as ready-to-eat disaster food without preparation and without drinkables. The packaging structure is lightweight and very handy. a Sweet potato known as staple food to Filipinos, is applied with high barrier and retort pouch packaging technology to extend product shelf life to more that one year at ambient condition.	8	100,000.00
40	RTE Cassava in Syrup	Cassava, known as staple food to Filipinos, is applied with high barrier and retort pouch packaging technology to extend product shelf life to more that one year at ambient condition.	8	100,000.00
41	RTE chicken egg	A convenient, shelf-stable and preservative free ready-to-eat eggs packed in an easy to open retort pouch. The product is a good source of protein and carbohydrates, does not require any cooking preparation and has a shelf life of 3 months even without refrigeration.	8	27,400.00
42	Collapsible Toilet Bowl for Emergency/Disaster Operation	A technology made available to evacuation centers which provides safe sanitation to evacuees and prevent potential hazards to such as outbreak of diseases caused by inadequate hygiene and improper waste management.	8	No available computation

43	RTE Chicken Corn Soup	A ready-to-eat chicken corn soup in retort pouch was developed to have plant-based disaster response diet for vulnerable groups (elderly and children). This product was formulated using corn from Isabela among the basic ingredients, and processed in such a way that it can be commercially produced and readily available during disaster. This product can be stockpiled** for a year or more due to the application of retort pouch packaging technology.	8	No available computation
44	RTE Ginisang Munggo	Another plant-based disaster relief food profiled based on the needs of elderly and children. RTE ginisang munggo was formulated using mung beans also from Isabela, and with less sodium content. The RTE ginisang munggo was also applied with retort pouch packaging technology and can be stockpiled** for a year or more.	8	No available computation
45	RTE Potato Carrot Soup	Source of potato used in the product is from Benguet. For carrots, the variety established for the study was from Dizon Farms but it is widely available in the market. The product was profiled to have smooth consistency of pureed potato and soft texture of carrots in cubes for easy chewing of elderly and children. Similar with 2 products, this was also applied with retort pouch packaging technology. Retort pouch has also easy to tear feature, and product can be directly eaten from the pouch.	8	No available computation
46	RTE Mixed Veggies	This ready to eat product was developed as food ration for men in uniform who are exposed to combat and high-risk operations. It is designed to provide the daily dietary requirements of a soldier in combat operations. It is packed in a stand-up retort pouch and has a shelf life of six (6) months.	8	70,000.00
47	RTE White Rice	This ready to eat product was developed as food ration for men in uniform who are exposed to combat and high-risk operations. It is designed to provide the daily dietary requirements of a soldier in combat operations. It is packed in a stand-up retort pouch and has a shelf life of six (6) months.	8	70,000.00
48	RTE Beef Curry	This ready to eat product was developed as food ration for men in uniform who are exposed to combat and high-risk operations. It is designed to provide the daily dietary requirements of a soldier in combat operations. It is packed in a stand-up retort pouch and has a shelf life of six (6) months.	8	110,000.00
49	RTE Chicken Adobo	This ready to eat product was developed as food ration for men in uniform who are exposed to combat and high-risk operations. It is designed to provide the daily dietary requirements of a soldier in combat operations. It is packed in a stand-up retort pouch and has a shelf life of six (6) months.	8	110,000.00
50	RTE Bangus Sisig	This ready to eat product was developed as food ration for men in uniform who are exposed to combat and	8	100,000.00

high-risk operations. It is designed to provide the daily dietary requirements of a soldier in combat operations. It is packed in a stand-up retort pouch and has a shelf life of six (6) months.

51	RTE Chicken Afritada	This ready to eat product was developed as food ration for men in uniform who are exposed to combat and high-risk operations. It is designed to provide the daily dietary requirements of a soldier in combat operations. It is packed in a stand-up retort pouch and has a shelf life of six (6) months.	8	110,000.00
----	----------------------	---	---	------------



## Internal Services

### 1. CADD (Computer Aided Design & Drafting) Drawings for ITDI Technologies

The institute recognizes that accurate documentation is a vital component for efficient and effective knowledge management and technology transfer. CADD drawing is an ESS service provided to ITDI R&D divisions to assist researchers/ experts in documenting designs they have developed for parts/components, equipment assembly, and facilities (plant layout).

Any modification/ revision to the original request after completion of the CADD Drawing shall be considered as a new service request.

<b>Office or Division:</b>	Technological Services Division (TSD) – Engineering Services Section (ESS)	
<b>Classification:</b>	Highly Technical	
<b>Type of Transaction:</b>	G2G – Government to Government	
<b>Who may avail:</b>	Any ITDI employee-researcher	
	<b>CHECKLIST OF REQUIREMENTS</b>	<b>WHERE TO SECURE</b>
	1) ESS Job Request Form (1 original copy)	Office of the Chief of Requesting Party's Division, or ITDI/Technological Services Division, Engineering Services Section/2 <sup>nd</sup> Floor, Metrology Bldg.
	2) Initial/Draft drawing with complete specifications, i.e., dimensions, technical description (1 copy)	To be provided by the requesting party
	3) CADD drawing (printed or e-copy)	ITDI/TSD-ESS/2 <sup>nd</sup> Floor, Metrology Bldg.
	4) Internal Customer Satisfaction Survey Form (QMS- F2, Issue: April 2023) (1 original copy)	ITDI/TSD-ESS/2 <sup>nd</sup> Floor, Metrology Bldg.



CLIENT STEPS	AGENCY ACTION	FEES TO BE PAID	PROCESSING TIME	PERSON RESPONSIBLE
1. Submit a filled out ESS Job Request Form, attached with initial drawings and complete specifications.	1.1 Receive the required documents and check for completeness.	None	20 Minutes (paused clock)	<i>Science Research Analyst (Job Request Database Manager)</i> TSD-ESS 2 <sup>nd</sup> Floor, Metrology Building, ITDI-DOST
	1.2 Approval of request.	None	5 Minutes (paused clock)	<i>ESS Section Head and TSD Division Chief</i> TSD, 2 <sup>nd</sup> Floor, Metrology Building, ITDI-DOST
	1.3 Assign the ESS staff for the job request.	None	5 Minutes (paused clock)	<i>SR Analyst or Section Head</i> TSD-ESS 2 <sup>nd</sup> Floor, Metrology Building, ITDI-DOST
	1.4 Prepare the CADD Drawing.	None	18 Days	<i>Sr SRS, SRT IV, SRSII, SR Analyst or SR Assistant</i> TSD-ESS 2 <sup>nd</sup> Floor, Metrology Building, ITDI-DOST
2. Acknowledge receipt of the CADD drawing (printed or e-copy).	2.1 Provide the requesting party with a print or electronic copy (based on client request).	None	20 Minutes	<i>Sr SRS, SRT IV, SRSII, SR Analyst or SR Assistant</i> TSD-ESS



				2 <sup>nd</sup> Floor, Metrology Building, ITDI-DOST
3. Fill-out the Internal Customer Satisfaction Survey Form (QMS-F2, Issue: April 2023).	3.1 Request requesting party to fill-out the Internal Customer Satisfaction Survey Form, and receive duly accomplished form.	None	10 Minutes	<i>SR Analyst (Job Request Database Manager) TSD-ESS 2<sup>nd</sup> Floor, Metrology Building, ITDI-DOST</i>
<b>TOTAL:</b>		<b>None</b>	<b>18 Days and 1 Hour</b>	





## 2. Computation of Technology Fees (Development Cost and Technology Fee)

The computation for the technology fees which is based on the Development Cost\* of the technology is an internal service provided by the Technological Services Division (TSD) to the R&D Divisions of ITDI. It is a simple approach in identifying the technology fees for ITDI generated technologies which are identified to have potential commercialization.

\**Development cost* is the total amount of resources used in the development of a technology. It includes all financial (project budget allocation), human (actual man-Hours spent) and capital/ physical resources (space, utilities, equipment, raw materials), expressed in monetary terms.

<b>Office or Division:</b>	Technological Services Division (TSD) – Business Development Section (BDS)	
<b>Classification:</b>	Highly Technical	
<b>Type of Transaction:</b>	G2G – Government to Government	
<b>Who may avail:</b>	All Divisions of ITDI	
	<b>CHECKLIST OF REQUIREMENTS</b>	<b>WHERE TO SECURE</b>
	1) Letter of request to TSD Chief (1 original copy)	To be provided by the requesting party
	2) Secondary data and interview	To be provided by the requesting party
	3) Computed technology fee and development cost (e-copy)	ITDI/Technological Services Division/Business Development Section/2 <sup>nd</sup> Floor, Metrology Bldg.



4) Internal Customer Satisfaction Survey Form (QMS-F2, Issue: April 2023) (1 original copy)		ITDI/TSD-BDS/2 <sup>nd</sup> Floor, Metrology Bldg.		
CLIENT STEPS	AGENCY ACTION	FEES TO BE PAID	PROCESSING TIME	PERSON RESPONSIBLE
1. Submit letter of request to TSD for computation of Development Cost and Technology Fee through letter of request or e-mail.	1.1 Receive request from the division concerned.	None	5 Minutes	<i>Science Aide</i> TSD-Office of the Chief 2 <sup>nd</sup> Floor, Metrology Building, ITDI-DOST
	1.2 Assign the Business Development Section (BDS) to compute for the Development Cost and Technology Fee.	None	5 Minutes	<i>Division Chief, TSD-Office of the Chief</i> 2 <sup>nd</sup> Floor, Metrology Building, ITDI-DOST
	1.3 Assign a BDS staff to conduct the computation of the development cost and the technology fee.	None	5 Minutes	<i>Section Head</i> TSD-BDS 2 <sup>nd</sup> Floor, Metrology Building, ITDI-DOST
	1.4 Inform requesting party for the lead time of the request.	None	5 Minutes	<i>BDS Valuation Team</i> TSD-BDS 2 <sup>nd</sup> Floor, Metrology Building, ITDI-DOST



2. Provide necessary information to TSD with regards to the data needed for the computation of development cost and technology fee.	2.1 Gather secondary data and conduct an interview with the researchers involved in the project where the technology (development) cost will be derived.	None	2 Days	<i>BDS Valuation Team</i> TSD-BDS 2 <sup>nd</sup> Floor, Metrology Building, ITDI-DOST
	2.2 Compute for the development cost of the technology based on the data gathered, interview, and market research.	None	2 Days	<i>BDS Valuation Team</i> TSD-BDS 2 <sup>nd</sup> Floor, Metrology Building, ITDI-DOST
	2.3 Peer-to-peer evaluation of the computed Development Cost and decide on the appropriate technology fee based on the computed development cost.	None	1 Day	<i>BDS Valuation Team and Section Head</i> TSD-BDS 2 <sup>nd</sup> Floor, Metrology Building, ITDI-DOST  BDS staff tasked to evaluate his/her colleagues computation and Sup. SRS
	2.4 Discuss the computed technology fee and development cost to the	None	1 Day	<i>BDS Valuation Team</i> TSD-BDS 2 <sup>nd</sup> Floor, Metrology Building, ITDI-DOST



	concerned researcher for the latter's approval.			and Concerned Researcher
	2.5 Final approval of the computed technology fee after the concurrence of the concerned researcher.	None	1 Day	<i>Section Head</i> TSD-BDS 2 <sup>nd</sup> Floor, Metrology Building, ITDI-DOST
3. Wait for the issuance of the computation of development cost and technology fee of the technology.	3. Issue approved profitability to the requesting party.	None	5 Minutes	<i>BDS Valuation Team</i> TSD-BDS 2 <sup>nd</sup> Floor, Metrology Building, ITDI-DOST
4. Fill-out the Internal Customer Satisfaction Survey Form (QMS-F2, Issue: April 2023)	4. Request requesting party to fill-out the Internal Customer Satisfaction Survey Form, and receive accomplished form.	None	10 Minutes	<i>BDS Valuation Team</i> TSD-BDS 2 <sup>nd</sup> Floor, Metrology Building, ITDI-DOST
<b>TOTAL:</b>		<b>None</b>	<b>7 Days and 35 Minutes</b>	



### 3. Computation of Tech Services Fees (LIB Preparation)

Technical Services include testing and analytical service, use of facilities and equipment, product/process development and improvement, design/fabrication of equipment and facilities, consultancy, and specialized training. The Technological Services Division (TSD) through the Business Development Section (BDS) provides internal support to all ITDI divisions by providing services such as computation fees in order to guide the divisions on the proper identification of tech fees.

<b>Office or Division:</b>	Technological Services Division (TSD) – Business Development Section (BDS)			
<b>Classification:</b>	Simple			
<b>Type of Transaction:</b>	G2G – Government to Government (Internal)			
<b>Who may avail:</b>	All ITDI Divisions			
<b>CHECKLIST OF REQUIREMENTS</b>		<b>WHERE TO SECURE</b>		
1) Letter of request to TSD Chief (1 original copy)		To be provided by the requesting party		
2) Secondary data (hard or soft copy)		To be provided by the requesting party		
3) Data/information thru Interview (if necessary)		To be provided by the requesting party		
4) Computed LIB (1 original copy and 1 photocopy)		ITDI/Technological Services Division/Business Development Section/2 <sup>nd</sup> Floor, Metrology Bldg.		
5) Internal Customer Satisfaction Survey Form QMS-F2, Issue: April 2023) (1 original copy)		ITDI/TSD-BDS/2 <sup>nd</sup> Floor, Metrology Bldg.		
<b>CLIENT STEPS</b>	<b>AGENCY ACTION</b>	<b>FEES TO BE PAID</b>	<b>PROCESSING TIME</b>	<b>PERSON RESPONSIBLE</b>
1. Send request to TSD for computation of tech services fees thru letter or e-mail.	1.1 Receive request from the concerned division.	None	5 Minutes	<i>Science Aide</i> TSD-Office of the Chief



				2 <sup>nd</sup> Floor, Metrology Building, ITDI-DOST
	1.2 Assign the Business Development Section (BDS) to compute for the tech service fee being requested.	None	5 Minutes	<i>Division Chief, TSD-Office of the Chief</i> 2 <sup>nd</sup> Floor, Metrology Building, ITDI-DOST
	1.3 Assign a BDS staff to compute for the said tech service fee.	None	5 Minutes	<i>Section Head TSD-BDS</i> 2 <sup>nd</sup> Floor, Metrology Building, ITDI-DOST
	1.4 Inform requesting party for the lead time of request.	None	5 Minutes	<i>BDS Valuation Team TSD-BDS</i> 2 <sup>nd</sup> Floor, Metrology Building, ITDI-DOST
2. Provide necessary information to BDS staff with regard to the data needed for the computation of fees.	2.1 Gather secondary data and conduct an interview (if necessary) with the researchers involved in the project where the tech service was derived.	None	1 Day	<i>BDS Valuation Team TSD-BDS</i> 2 <sup>nd</sup> Floor, Metrology Building, ITDI-DOST
	2.2 Compute for the tech service fee based on the data and interview gathered from the	None	1 Day	<i>BDS Valuation Team TSD-BDS</i>



	researcher from the concerned division.			2 <sup>nd</sup> Floor, Metrology Building, ITDI-DOST
	2.3 Review and approval of the computed LIB.	None	2 Hours	<i>Section Head</i> TSD-BDS 2 <sup>nd</sup> Floor, Metrology Building, ITDI-DOST
3. Claim the approved tech service fee.	3.1 Issue the approved LIB to the requesting party.	None	5 Minutes	<i>BDS Valuation Team</i> TSD-BDS 2 <sup>nd</sup> Floor, Metrology Building, ITDI-DOST
4. Fill-out the Internal Customer Satisfaction Survey Form (QMS-F2, Issue: April 2023).	4.1 Request requesting party to fill-out the Internal Customer Satisfaction Survey Form, and receive accomplished form.	None	10 Minutes	<i>BDS Valuation Team</i> TSD-BDS 2 <sup>nd</sup> Floor, Metrology Building, ITDI-DOST
<b>TOTAL:</b>		<b>None</b>	<b>2 Days, 2 Hours, and 35 Minutes</b>	



## 4. Desktop Publishing (DTP)

TSD-IDS offers desktop publishing service in creation of documents, print publications, and various forms of online content using page layout software. ITDI's Divisions may avail of this service.

<b>Office or Division:</b>	Technological Services Division (TSD) – Information and Documentation Section (IDS)			
<b>Classification:</b>	Complex			
<b>Type of Transaction:</b>	G2G – Government to Government			
<b>Who may avail:</b>	ITDI Divisions			
<b>CHECKLIST OF REQUIREMENTS</b>		<b>WHERE TO SECURE</b>		
1) Letter of request specifying type of print material to be published (1 original copy)		To be provided by the requesting division		
2) Digital, high-resolution copy of photographs and other materials, if needed		To be provided by the requesting division		
3) Documents, print publications, and various forms of online content using page layout software for client (AR-1 hard copy; Tech-Bulletin-1 hard copy)		ITDI/Technological Services Division/Information Documentation Section/2 <sup>nd</sup> Floor, Metrology Bldg.		
4) Internal Customer Satisfaction Survey Form (QMS-F2, Issue: April 2023) (1 original copy)		ITDI/TSD/IDS/2 <sup>nd</sup> Floor, Metrology Bldg.		
<b>CLIENT STEPS</b>	<b>AGENCY ACTION</b>	<b>FEES TO BE PAID</b>	<b>PROCESSING TIME</b>	<b>PERSON/S RESPONSIBLE</b>





1. Submit request for DTP either through letter or email.	1.1 Receive request; and discuss details of request.	None	1 Hour	<i>Creative Arts Specialist II</i> TSD-IDS 2 <sup>nd</sup> Floor, Metrology Building, ITDI-DOST
	1.2 Work on DTP request; and forward draft of material to client.	None	3 Days	<i>Creative Arts Specialist II and SRS II</i> TSD-IDS 2 <sup>nd</sup> Floor, Metrology Building, ITDI-DOST
2. Receive draft of material for approval/ production.	2. If no further instructions received from client after three Days, material is considered good for production.	None	3 Days	<i>SRS II</i> TSD-IDS 2 <sup>nd</sup> Floor, Metrology Building, ITDI-DOST
3. Fill-out the Internal Customer Satisfaction Survey Form (QMS-F2, Issue: April 2023).	3. Request requesting party to fill-out the Internal Customer Satisfaction Survey Form, and receive accomplished form.	None	10 Minutes	<i>SRS II</i> TSD-IDS 2 <sup>nd</sup> Floor, Metrology Building, ITDI-DOST
<b>TOTAL:</b>		<b>None</b>	<b>6 Days, 1 Hour and 10 Minutes</b>	



## 5. Infrastructure Document Assistance for ITDI Facilities

This service aims to provide infra project leaders: assistance in aligning financial objectives by efficient resource allocation, preparation of bidding documents, regulatory compliance and accuracy.

Any modification/ revision to the original request after completion shall be considered as a new service request.

<b>Office or Division:</b>	Technological Services Division (TSD) – Engineering Services Section (ESS)	
<b>Classification:</b>	Highly Technical	
<b>Type of Transaction:</b>	G2G – Government to Government	
<b>Who may avail:</b>	Any ITDI employee-researcher	
	<b>CHECKLIST OF REQUIREMENTS</b>	<b>WHERE TO SECURE</b>
	1) ESS Job Request Form (1 original copy)	Office of the Chief of Requesting Party’s Division, or ITDI/Technological Services Division/Engineering Services Section/2 <sup>nd</sup> Floor, Metrology Bldg.
	2) Initial/Draft layout, and project scope of works	To be provided by the Requesting party
	3) Bidding Documents (as requested): BOQ, TOR, CADD drawings (printed or e-copy)	ITDI/Technological Services Division/Engineering Services Section/2 <sup>nd</sup> Floor, Metrology Bldg.
	4) Internal Customer Satisfaction Survey Form (QMS- F2, Issue: April 2023) (1 original copy for assigned staff)	ITDI/Technological Services Division/Engineering Services Section/2 <sup>nd</sup> Floor, Metrology Bldg.



CLIENT STEPS	AGENCY ACTION	FEES TO BE PAID	PROCESSING TIME	PERSON/S RESPONSIBLE
1. Submit a filled out ESS Job Request Form, attached with initial drawings and scope of work	1.1 Receive the required documents and check for completeness.	None	20 minutes	<i>Science Research Technician IV (Job Request Database Manager) TSD-ESS 2<sup>nd</sup> Floor, Metrology Building, ITDI-DOST</i>
	1.2 Approval of request	None	5 minutes	<i>ESS Section Head and TSD Division Chief TSD, 2<sup>nd</sup> Floor, Metrology Building, ITDI-DOST</i>
	1.3 Assign the ESS staff for the job request.	None	5 minutes	<i>SRT IV or Section Head TSD-ESS 2<sup>nd</sup> Floor, Metrology Building, ITDI-DOST</i>
	1.4 Site visit, ocular inspection, meeting with client	None	9 days	<i>Sr SRS, SRT IV, SRSII, SR Analyst or SR Assistant TSD-ESS 2<sup>nd</sup> Floor, Metrology Building, ITDI-DOST</i>
	1.5 Preparation and submission of documents to client	None	8 days (paused clock)	<i>Sr SRS, SRT IV, SRSII, SR Analyst or SR Assistant TSD-ESS</i>



				2 <sup>nd</sup> Floor, Metrology Building, ITDI-DOST
2. Acknowledge receipt of the requested Infrastructure Documents (printed or e-copy)	2. Provide the requesting party with a print or electronic copy (based on client request).	None	20 minutes	<i>Sr SRS, SRT IV, SRSII, SRAnalyst or SR Assistant</i> TSD-ESS 2 <sup>nd</sup> Floor, Metrology Building, ITDI-DOST
3. Fill-out the Internal Customer Satisfaction Survey Form (QMS-F2, Issue: April 2023)	3. Request requesting party to fill-out the Internal Customer Satisfaction Survey Form, and receive duly accomplished form.	None	10 minutes	<i>SRT IV</i> <i>(Job Request Database Manager)</i> TSD-ESS 2 <sup>nd</sup> Floor, Metrology Building, ITDI-DOST
<b>TOTAL:</b>		<b>None</b>	<b>17 Days and 1 Hour</b>	

## 6. Intellectual Property (IP) Application

Intellectual Property are a work or invention that is the result of creativity, such as a manuscript or a design, to which one has rights and for which one may apply for a patent, copyright, trademark, etc<sup>1</sup>. The DOST-ITDI recognizes the relevance of filing for Intellectual Property Rights Protection to secure the works or inventions of its researchers from infringement or inventions without proper legal authorization from the technology developers. Through the assistance of the program titled “*Support to the Commercialization of 500 DOST- Generated Technologies: Strengthening the Intellectual Property and Technology Portfolios of the DOST*” of the Technology Application and Promotion Institute (DOST-TAPI), DOST has generated sixty-two (62) granted IPRs as of 2019.



<b>Office or Division:</b>	Technological Services Division (TSD) – Business Development Section (BDS)			
<b>Classification:</b>	Complex			
<b>Type of Transaction:</b>	G2G – Government to Government			
<b>Who may avail:</b>	All ITDI Divisions			
<b>CHECKLIST OF REQUIREMENTS</b>		<b>WHERE TO SECURE</b>		
1) Letter/E-mail of request to TSD Chief (1 original copy)		To be provided by the requesting party		
2) DOST-TAPI disclosure form, properly and completely accomplished and signed by all inventors/makers (1 original copy)		ITDI/Technological Services Division/Business Development Section/2 <sup>nd</sup> Floor, Metrology Bldg.		
3) Utility/Invention Application Form properly accomplished (1 original copy)		ITDI/TSD-BDS/2 <sup>nd</sup> Floor, Metrology Bldg.		
4) Terminal Report (1 photocopy copy)		ITDI/Planning and Management Information Systems Division/2 <sup>nd</sup> Floor, Metrology Bldg.		
5) Endorsement Letter to TAPI, signed by DOST-ITDI Director (cleared by TSD Chief and Chief of the R&D division concerned) (1 original copy and 1 photocopy)		ITDI/TSD-BDS/2 <sup>nd</sup> Floor, Metrology Bldg.		
6) Internal Customer Satisfaction Survey Form (QMS-F2, Issue: April 2023) (1 original copy)		ITDI/TSD-BDS/2 <sup>nd</sup> Floor, Metrology Bldg.		
<b>CLIENT STEPS</b>	<b>AGENCY ACTION</b>	<b>FEES TO BE PAID</b>	<b>PROCESSING TIME</b>	<b>PERSON RESPONSIBLE</b>
1. Send request to TSD Chief for assistance on	1.1 Receive request from the division concerned.	None	5 Minutes	<i>Science Aide</i> TSD-Office of the Chief 2 <sup>nd</sup> Floor, Metrology Building, ITDI-DOST



IPR Application thru letter or e-mail.	1.2 Assign BDS to assist the client in the technology adoption being requested.	None	5 Minutes	<i>Division Chief, TSD- Office of the Chief 2<sup>nd</sup> Floor, Metrology Building, ITDI-DOST</i>
	1.3 Assign a BDS staff to coordinate with client.	None	5 Minutes	<i>Section Head TSD-BDS 2<sup>nd</sup> Floor, Metrology Building, ITDI-DOST</i>
	1.4 Provide the division concerned with templates on the requirement to be submitted.	None	5 Minutes	<i>BDS IP Management Team TSD-BDS 2<sup>nd</sup> Floor, Metrology Building, ITDI-DOST</i>
2. Prepare and submit the following requirements to TSD- BDS. - TAPI disclosure Form (filled-out) - Invention/Utility Model/Trademark/Copy right	2.1 Receive requirements from clients.	None	5 Minutes	<i>BDS IP Management Team TSD-BDS 2<sup>nd</sup> Floor, Metrology Building, ITDI-DOST</i>
	2.2 Evaluate completeness of documents submitted.	None	15 Minutes	<i>BDS IP Management Team TSD-BDS 2<sup>nd</sup> Floor, Metrology Building, ITDI-DOST</i>
	2.3 If documents are complete, prepare endorsement letter to the DOST-Technology	None	5 Minutes	<i>BDS IP Management Team TSD-BDS</i>



	Application and Promotion Institute (TAPI).			2 <sup>nd</sup> Floor, Metrology Building, ITDI-DOST
3. Fill-out the Internal Customer Satisfaction Survey Form (QMS-F2, Issue: April 2023)	3. Request requesting party to fill-out the Internal Customer Satisfaction Survey Form, and receive accomplished form.	None	10 Minutes	<i>BDS IP Management Team</i> TSD-BDS 2 <sup>nd</sup> Floor, Metrology Building, ITDI-DOST
4. Wait for the confirmation of DOST-TAPI with regard to the application	4. Follow up from TAPI the Conforme Letters to be issued to researchers, Authorization and Appointment of Agent (AAA) and Data Privacy Form.	None	5 Days	<i>BDS IP Management Team</i> TSD-BDS 2 <sup>nd</sup> Floor, Metrology Building, ITDI-DOST
<b>TOTAL:</b>		<b>None</b>	<b>5 Days and 55 Minutes</b>	



## 7. Media Coverage of Event

IDS-TSD offers coverage service of an event organized/conducted by ITDI for the purpose of media publicity. Events may center on a news announcement, an anniversary, a news conference, or other planned events. ITDI's Divisions may avail of this service.

<b>Office or Division:</b>	Technological Services Division (TSD) – Information and Documentation Section (IDS)	
<b>Classification:</b>	Complex	
<b>Type of Transaction:</b>	G2G – Government to Government	
<b>Who may avail:</b>	ITDI Divisions	
	<b>CHECKLIST OF REQUIREMENTS</b>	<b>WHERE TO SECURE</b>
	1) Letter of request specifying following (1 original copy): <ul style="list-style-type: none"> <li>● Type of event to be covered by which group, e.g., IDS-TSD, media affiliates, and or DOST-STII</li> <li>● Type of coverage, e.g., video, still photo, write-up</li> <li>● Type of audience of event</li> <li>● Date of event</li> </ul>	To be provided by the requesting Division
	2) Copy of photos/videos for event coverage (1 soft copy)	ITDI/Technological Services Division/Information and Documentation Section/2 <sup>nd</sup> Floor, Metrology Bldg.
	3) Internal Customer Satisfaction Survey Form (QMS-F2, Issue: April 2023) (1 original copy)	ITDI/TSD/IDS/2 <sup>nd</sup> Floor, Metrology Bldg.





CLIENT STEPS	AGENCY ACTION	FEES TO BE PAID	PROCESSING TIME	PERSON/S RESPONSIBLE
1. Submit request for event coverage either through letter or email.	1.1 Receive request; and discuss details of request.	None	1 Hour	<i>Science Research Specialist II</i> TSD-IDS 2 <sup>nd</sup> Floor, Metrology Building ITDI-DOST
	1.2 Cover event; and provide copy of coverage two Days after event.	None	3 Days	<i>Science Research Specialist II</i> <i>Science Research Specialist I</i> <i>Science Research Analyst</i> <i>Science Research Assistant</i> TSD-IDS 2 <sup>nd</sup> Floor, Metrology Building ITDI-DOST
2. Fill-out the Internal Customer Satisfaction Survey Form (QMS-F2, Issue: April 2023).	2.1 Request requesting party to fill-out the Internal Customer Satisfaction Survey Form, and receive accomplished form.	None	10 Minutes	<i>Science Research Specialist II</i> TSD-IDS 2 <sup>nd</sup> Floor, Metrology Building ITDI-DOST
<b>TOTAL:</b>		<b>None</b>	<b>3 Days, 1 Hour and 10 Minutes</b>	



## 8. Preventive or Corrective Maintenance of ITDI Facilities (Buildings or Equipment)

TSD-ESS assists the various ITDI divisions in conduct of preventive and/or corrective maintenance tasks of the institute's facility. Tasks within the capability of the ESS resources (manpower and facility) are addressed while tasks beyond the current ESS capability are assessed and recommended for outsourcing. Procurement of supplies/ materials or outsourcing of services is handled by the requesting party/division.

<b>Office or Division:</b>	Technological Services Division (TSD) – Engineering Services Section (ESS)			
<b>Classification:</b>	Highly Technical			
<b>Type of Transaction:</b>	G2G – Government to Government			
<b>Who may avail:</b>	Any ITDI employee-researcher			
<b>CHECKLIST OF REQUIREMENTS</b>		<b>WHERE TO SECURE</b>		
1) ESS Job Request Form (1 original copy)		Office of the Chief of Requesting Party's Division, or ITDI/Technological Services Division, Engineering Services Section/2 <sup>nd</sup> Floor, Metrology Bldg.		
2) Report on findings and recommendations (1 original copy and 1 photocopy)		ITDI/TSD-ESS/2 <sup>nd</sup> Floor, Metrology Bldg.		
3) Supplies and materials (based on evaluation)		To be provided by the requesting party		
4) Internal Customer Satisfaction Survey Form (QMS-F2, Issue: April 2023) (1 original copy)		ITDI/TSD-ESS/2 <sup>nd</sup> Floor, Metrology Bldg.		
<b>CLIENT STEPS</b>	<b>AGENCY ACTION</b>	<b>FEES TO BE PAID</b>	<b>PROCESSING TIME</b>	<b>PERSON RESPONSIBLE</b>



1. Submit a filled out ESS Job Request Form.	1.1 Receive the required documents and assess if within ESS capability.	None	40 Minutes (paused clock)	<i>SR Analyst (Job Request Database Manager)</i> TSD-ESS 2 <sup>nd</sup> Floor, Metrology Building, ITDI-DOST
	1.2 Approval of request.	None	5 Minutes (paused clock)	<i>ESS Section Head and TSD Division Chief, TSD</i> 2 <sup>nd</sup> Floor, Metrology Bldg, ITDI-DOST
	1.3 Assign the ESS staff for the job request.	None	5 Minutes (paused clock)	<i>SR Analyst or Section Head</i> TSD-ESS 2 <sup>nd</sup> Floor, Metrology Building, ITDI-DOST
	1.4 Visit and conduct assessment or preventive/corrective maintenance task.	None	10 Days	<i>SRT IV, SRS II, SR Analyst or SR Assistant</i> TSD-ESS 2 <sup>nd</sup> Floor, Metrology Building, ITDI-DOST
2. Acknowledge receipt of the ESS report on findings and recommendations.	2. Forward findings and recommendations.	None	30 Minutes (paused clock)	<i>SRT IV, SRS II, SR Analyst or SR Assistant</i> TSD-ESS 2 <sup>nd</sup> Floor, Metrology Building, ITDI-DOST
3. Procure/provide ESS with the required materials.	3. Conduct preventive / corrective maintenance task.	None	5 Days	<i>SRT IV, SRSII, SR Analyst or SR Assistant</i> TSD-ESS



				2 <sup>nd</sup> Floor, Metrology Building, ITDI-DOST
4. Fill-out the Internal Customer Satisfaction Survey Form (QMS-F2, Issue: April 2023)	4. Request requesting party to fill-out the Internal Customer Satisfaction Survey Form, and receive duly accomplished form.	None	10 Minutes	SR Analyst (Job Request Database Manager) TSD-ESS 2 <sup>nd</sup> Floor, Metrology Building, ITDI-DOST
<b>TOTAL:</b>		<b>None</b>	<b>15 Days, 1 Hour and 30 Minutes</b>	

## 9. Profitability Analysis

A financial assessment taken from the enterprise/business point of view and evaluates and forecasts the sustainability of commercializing an ITDI technology. This service is provided to all divisions of ITDI with technologies that can be potentially commercialized and/or diffused through training, technology adoption and tech services.

<b>Office or Division:</b>	Technological Services Division (TSD) – Business Development Section (BDS)
<b>Classification:</b>	Highly Technical
<b>Type of Transaction:</b>	G2G – Government to Government



<b>Who may avail:</b>	All ITDI Divisions			
<b>CHECKLIST OF REQUIREMENTS</b>		<b>WHERE TO SECURE</b>		
1) Letter/E-mail of request to TSD Chief		To be provided by the requesting party		
2) Secondary data and interview (hard or soft copy)		To be provided by the requesting party		
3) Profitability Analysis (1 original copy and 1 photocopy)		ITDI/Technological Services Division/Business Development Section/2 <sup>nd</sup> Floor, Metrology Bldg.		
4) Internal Customer Satisfaction Survey Form (QMS-F2, Issue: April 2023) (1 original copy)		ITDI/TSD-BDS/2 <sup>nd</sup> Floor, Metrology Bldg.		
<b>CLIENT STEPS</b>	<b>AGENCY ACTION</b>	<b>FEES TO BE PAID</b>	<b>PROCESSING TIME</b>	<b>PERSON RESPONSIBLE</b>
1. Send request to TSD for profitability analysis of a certain technology thru letter or e-mail.	1.1 Receive request from the division concerned.	None	5 Minutes	<i>Science Aide</i> TSD-Office of the Chief 2 <sup>nd</sup> Floor, Metrology Building, ITDI-DOST
	1.2 Assign Business Development Section (BDS) to compute for the profitability of the technology being requested.	None	5 Minutes	<i>Division Chief, TSD-</i> Office of the Chief 2 <sup>nd</sup> Floor, Metrology Building, ITDI-DOST
	1.3 Assign a BDS staff to perform profitability analysis.	None	5 Minutes	<i>Section Head</i> TSD-BDS 2 <sup>nd</sup> Floor, Metrology Building, ITDI-DOST



	1.4 Inform the requesting party for the lead time of the request.	None	5 Minutes	<i>BDS Valuation Team</i> TSD-BDS 2 <sup>nd</sup> Floor, Metrology Building, ITDI-DOST
2. Provide necessary information to TSD-BDS with regards to the data needed for the profitability analysis.	2.1 Gather secondary data and conduct an interview with the researchers involved in the project.	None	2 Days	<i>BDS Valuation Team</i> TSD-BDS 2 <sup>nd</sup> Floor, Metrology Building, ITDI-DOST
	2.2 Conduct market research to compare ITDI technology with the existing comparable technologies.	None	2 Days	<i>BDS Valuation Team</i> TSD-BDS 2 <sup>nd</sup> Floor, Metrology Building, ITDI-DOST
	2.3 Compute for the profitability of the technology based on the data gathered, interview, and market research.	None	2 Days	<i>BDS Valuation Team</i> TSD-BDS 2 <sup>nd</sup> Floor, Metrology Building, ITDI-DOST  Alternate staff (will come from the Valuation Team of BDS)



	2.4 Peer-to-peer evaluation of the profitability analysis.	None	1 Day	<i>BDS Valuation Team</i> TSD-BDS 2 <sup>nd</sup> Floor, Metrology Building, ITDI-DOST
	2.5 Review/ approval of the profitability analysis	None	15 Minutes	<i>Section Head</i> TSD-BDS 2 <sup>nd</sup> Floor, Metrology Building, ITDI-DOST
	2.6 Discuss the profitability analysis to the researcher.	None	45 Minutes	<i>BDS Valuation Team</i> TSD-BDS 2 <sup>nd</sup> Floor, Metrology Building, ITDI-DOST
3. Wait for the issuance of the profitability analysis.	3. Issue approved profitability to the requesting party.	None	5 Minutes	<i>BDS Valuation Team</i> TSD-BDS 2 <sup>nd</sup> Floor, Metrology Building, ITDI-DOST
4. Fill-out the Internal Customer Satisfaction Survey Form (QMS-F2, Issue: April 2023)	4. Request requesting party to fill-out the Internal Customer Satisfaction Survey Form, and receive accomplished form.	None	10 Minutes	<i>BDS Valuation Team</i> TSD-BDS 2 <sup>nd</sup> Floor, Metrology Building, ITDI-DOST
<b>TOTAL:</b>		<b>None</b>		



		<b>7 Days, 1 Hour, and 35 Minutes</b>	
--	--	---------------------------------------	--

## 10. Speech Writing

IDS-TSD offers the service of writing speeches, usually for delivery by executive officials of ITDI during local and other events. ITDI's Divisions may avail of this service.

<b>Office or Division:</b>	Technological Services Division (TSD) – Information and Documentation Section (IDS)		
<b>Classification:</b>	Complex		
<b>Type of Transaction:</b>	G2G – Government to Government		
<b>Who may avail:</b>	ITDI Divisions		
<b>CHECKLIST OF REQUIREMENTS</b>		<b>WHERE TO SECURE</b>	
1) Letter of request specifying following (1 original copy): <ul style="list-style-type: none"> <li>Type of speech to be written, e.g., Welcome Remarks, Opening/ Closing Remarks, Message, Keynote Speech, Introduction of Guest/Keynote Speaker</li> </ul>		To be provided by the requesting division	





<ul style="list-style-type: none"> <li>Type of audience of event where speech will be delivered</li> <li>Date of event</li> </ul>				
2) Written speech/es for client (1 hard copy)		ITDI/Technological Services Division/Information and Documentation Section/2 <sup>nd</sup> Floor, Metrology Bldg.		
3) Internal Customer Satisfaction Survey Form (QMS-F2, Issue: April 2023) (1 original copy)		ITDI/TSD/IDS/2 <sup>nd</sup> Floor, Metrology Bldg.		
CLIENT STEPS	AGENCY ACTION	FEES TO BE PAID	PROCESSING TIME	PERSON/S RESPONSIBLE
1. Submit request for written speech either through letter or Email.	1.1 Receive request; and discuss details of request.	None	1 Hour	<i>Section Head TSD-IDS 2<sup>nd</sup> Floor, Metrology Building, ITDI-DOST</i>
	1.2 Work on speech request; and forward draft to client.	None	3 Days	<i>Senior Science Research Specialist or Science Research Specialist II TSD-IDS 2<sup>nd</sup> Floor, Metrology Building, ITDI-DOST</i>



2. Receive draft of speech for approval/printing.	2. If no further instructions received from client after three Days, speech material is considered approved.	None	3 Days	<i>Senior Science Research Specialist or Science Research Specialist II TSD-IDS 2<sup>nd</sup> Floor, Metrology Building ITDI-DOST</i>
3. Fill-out the Internal Customer Satisfaction Survey Form (QMS-F2, Issue: April 2023).	3. Request requesting party to fill-out the Internal Customer Satisfaction Survey Form, and receive accomplished form.	None	10 Minutes	<i>Science Research Specialist II TSD-IDS 2<sup>nd</sup> Floor, Metrology Building ITDI-DOST</i>
<b>TOTAL:</b>		<b>None</b>	<b>6 Days, 1 Hour and 10 Minutes</b>	

## 11. Technology, Services, and Events Promotion through Social Media

TSD-IDS offers promotion service, through ITDI’s social media accounts, of technologies, services, or events organized/conducted by ITDI. Events may center on a news announcement, an anniversary, a news conference, or other planned events. Materials for promotion may be client-generated, such as text posts, digital photos or videos, and data. ITDI’s Divisions may avail of this service.



<b>Office or Division:</b>	Technological Services Division (TSD) – Information and Documentation Section (IDS)			
<b>Classification:</b>	Highly Technical			
<b>Type of Transaction:</b>	G2G – Government to Government			
<b>Who may avail:</b>	ITDI Divisions			
<b>CHECKLIST OF REQUIREMENTS</b>		<b>WHERE TO SECURE</b>		
1) Letter of request specifying following (1 original copy): <ul style="list-style-type: none"><li>• Technology, service, event to be promoted</li><li>• Type of social media where material may be promoted, e.g. Facebook, YouTube, Instagram, and Twitter</li></ul>		To be provided by the requesting division		
2) Materials for promotion (1 softcopy, uploaded on FB page)		ITDI/Information and Documentation Section/ 2 <sup>nd</sup> Floor, Metrology Bldg.		
3) Internal Customer Satisfaction Survey Form (QMS-F2, Issue: April 2023) (1 original copy)		ITDI/TSD/IDS/2 <sup>nd</sup> Floor, Metrology Bldg.		
<b>CLIENT STEPS</b>	<b>AGENCY ACTION</b>	<b>FEES TO BE PAID</b>	<b>PROCESSING TIME</b>	<b>PERSON/S RESPONSIBLE</b>



1. Submit request for promotion either through letter or email.	1.1 Receive request; and discuss details of request.	None	1 Hour	<i>Section Head</i> TSD-IDS 2 <sup>nd</sup> Floor, Metrology Building ITDI-DOST
	1.2 Work on request; and provide copy of material to client for approval.	None	3 Days	<i>Science Research Specialist II</i> <i>Science Research Specialist I</i> <i>Science Research Analyst</i> <i>Science Research Assistant</i> TSD-IDS, 2 <sup>nd</sup> Floor, Metrology Building ITDI-DOST
2. Receive draft of material for approval.	2. If no further instructions receive from client after one Day, material for promotion is considered approved for uploading.	None	1 Day	<i>Science Research Specialist II</i> <i>Science Research Specialist I</i> TSD-IDS 2 <sup>nd</sup> Floor, Metrology Building ITDI-DOST
3. Fill-out the Internal Customer Satisfaction Survey Form (QMS-F2, Issue: April 2023)	3. Request requesting party to fill-out the Internal Customer Satisfaction Survey	None	10 Minutes	<i>Science Research Specialist II</i> TSD-IDS



	Form, and receive accomplished form.			2 <sup>nd</sup> Floor, Metrology Building ITDI-DOST
<b>TOTAL:</b>		<b>None</b>	<b>4 Days, 1 Hour and 10 Minutes</b>	

## 12. Video Production

TSD-IDS offers video production service or the process of producing video content. ITDI's Divisions may avail of this service.

<b>Office or Division:</b>	Technological Services Division (TSD) – Information and Documentation Section (IDS)		
<b>Classification:</b>	Highly Technical		
<b>Type of Transaction:</b>	G2G – Government to Government		
<b>Who may avail:</b>	ITDI Divisions		
<b>CHECKLIST OF REQUIREMENTS</b>		<b>WHERE TO SECURE</b>	
1) Letter of request specifying following (1 original copy): <ul style="list-style-type: none"> <li>● Subject of video content</li> </ul>		Requesting Division	



<ul style="list-style-type: none"> <li>Type of desired video presentation, e.g., sales video presentation, investor pitch, employee training, informational video presentation, entertainment video presentation, or educational video presentation</li> <li>Deadline</li> </ul>				
2) Storyboard (1 soft copy, 1 printed copy) and video presentation for client (1 soft copy)		ITDI/Technological Services Division/Information and Documentation Section/2 <sup>nd</sup> Floor, Metrology Bldg.		
3) Internal Customer Satisfaction Survey Form (QMS-F2, Issue: April 2023) (1 original copy)		ITDI/TSD/IDS/2 <sup>nd</sup> Floor, Metrology Bldg.		
CLIENT STEPS	AGENCY ACTION	FEES TO BE PAID	PROCESSING TIME	PERSON/S RESPONSIBLE
1. Submit request either through letter or email.	1.1 Receive request; and discuss details of request.	None	1 Hour	Science Research Specialist II TSD-IDS 2 <sup>nd</sup> Floor, Metrology Building
	1.2 Work on storyboard and video script; and forward draft of storyboard and video script to client.	None	7 Days	ITDI-DOST Science Research Specialist II Science Research Specialist I TSD-IDS 2 <sup>nd</sup> Floor, Metrology Building



				ITDI-DOST
2. Receive draft of storyboard for approval/production.	2.1 If no further instructions receive from client after three Days, material/ storyboard is considered approved for production.	None	2 Days	<i>Science Research Specialist II</i> <i>Science Research Specialist I</i> TSD-IDS 2 <sup>nd</sup> Floor, Metrology Building ITDI-DOST
	2.2 Start production shoot; and submit first draft of video presentation.	None	7 Days	<i>Science Research Specialist II</i> <i>Science Research Specialist I</i> <i>Science Research Analyst</i> <i>Science Research Assistant</i> TSD-IDS 2 <sup>nd</sup> Floor, Metrology Building ITDI-DOST
3. Receive draft of video presentation for approval.	3.1 If no further instructions receive from client after three Days, video presentation is considered approved for release.	None	3 Days	<i>Section Head</i> TSD-IDS 2 <sup>nd</sup> Floor, Metrology Building ITDI-DOST



4. Fill-out the Internal Customer Satisfaction Survey Form (QMS-F2, Issue: April 2023).	4.1 Request requesting party to fill-out the Internal Customer Satisfaction Survey Form, and receive accomplished form.	None	10 Minutes	<i>Science Research Specialist II</i> TSD-IDS 2 <sup>nd</sup> Floor, Metrology Building ITDI-DOST
<b>TOTAL:</b>		<b>None</b>	<b>19 Days, 1 Hour and 10 Minutes</b>	





## **V. List of Services**

### **A. CHEMICALS AND ENERGY DIVISION**

#### **External and Internal Services**



## External Services

### 1. Provision of Energy Audit/Assessment (EA) Service

Detailed evaluation of an energy consuming facility/equipment; a tool for productivity improvement in industry and their competitiveness as well as environmental protection.

<b>Office or Division:</b>	Chemicals and Energy Division (CED) – Industrial Technology Development Institute	
<b>Classification:</b>	Highly Technical	
<b>Type of Transaction:</b>	G2G - Government to Government	
<b>Who may avail:</b>	NGAs, SUCs, GOCCs, LGUs and other government entities	
	<b>CHECKLIST OF REQUIREMENTS</b>	<b>WHERE TO SECURE</b>
	1. Letter of request (1 original)	Client
	2. Reply / Conforme letter (1 original)	Industrial Technology Development Institute (ITDI) / Chemicals and Energy Division (CED) / Energy Section (ES) and/or Technological Services Division (TSD) / Business Development Section (BDS)



<ul style="list-style-type: none"> <li>○ 3-in-1 Thermo Hygrometer</li> <li>○ Metal Vane Thermo Anemometer</li> <li>○ Sling Psychrometer</li> <li>○ Electric Datalogger with Harmonics</li> <li>○ Infrared Camera</li> <li>○ Lightmeter, Nanostar</li> <li>○ Laser Distance Meter</li> </ul>	Industrial Technology Development Institute (ITDI) / Chemicals and Energy Division (CED) / Energy Section (ES)			
3. Energy audit/assessment report (1 original and 1 electronic)				
4. CED Client Satisfaction Measurement (CSM) Form (QMS-F2) (1 original)				
CLIENT STEPS	AGENCY ACTION	FEES TO BE PAID	PROCESSING TIME	PERSON RESPONSIBLE
1. Prepare a letter of request addressed to the ITDI Director.	1.1 Receive letter of request and forward to the Chemicals and Energy Division.	None	20 Minutes	<i>Director Metrology Bldg.</i>
	1.2 Receive letter of request and forward to the Energy Section.	None	20 Minutes	<i>OIC/Division Chief CED</i>
	1.3 Prepare reply letter with terms and scope of EA.	None	30 Minutes	<i>Supervising Science Research Specialist Or Senior Science Research Specialist And/Or</i>



				<i>Science Research Specialist II And/Or Science Research Specialist I ES, CED</i>
<p>2. Check terms and scope of the EA.</p> <p>2.1 If terms and scope is acceptable to the client.</p> <p>2.2 If terms and scope are not acceptable to the client.</p>	<p>2.1 Conforms to request via letter or email.</p> <p>2.2 Revise reply letter with terms and scope of the EA.</p>	<p>None</p> <p>None</p>	<p>2 Days (paused clock)</p> <p>1 Day</p>	<p><i>Supervising Science Research Specialist Or Senior Science Research Specialist Or Science Research Specialist II Or Science Research Specialist I ES, CED Or Science Research Specialist I BDS, TSD Metrology Bldg.</i></p>
<p>3.1 No activity.</p>	<p>3.1 FMD staff will prepare order of payment.</p>	<p>None</p>	<p>30 Minutes</p>	<p><i>Administrative Assistant V Accounting, FMD Metrology Bldg.</i></p>



<p>3.2 Proceed to the ITDI Cashier for full payment of fees.</p> <p>Option 1: Pay to the Cashier</p> <p>Option 2: E-payment</p>	<p>3.2 ITDI Cashier will prepare and issue official receipt.</p>	<p>Fees vary depending on the scope of works and agreed upon. Refer to 'CED Schedule of Fees and Charges as of December 2021' after the service specification table.</p>	<p>1 Hour</p>	<p><i>Administrative Officer V Cashier, ADM Metrology Bldg.</i></p>
<p>4.1 Provide support during detailed EA.</p>	<p>4.1 Conduct detailed EA.</p> <p>4.2 Prepare the EA report.</p>	<p>None</p> <p>None</p>	<p>6 Days including travel time (paused-clock)</p> <p>66 Days (paused-clock)</p>	<p><i>Supervising Science Research Specialist And/Or Senior Science Research Specialist And/Or Science Research Specialist II And/Or Science Research Specialist I Client's Address</i></p>
<p>5.1 Fill-out the CED Client Satisfaction Measurement (CSM) Form (QMS-F2) and give to the assigned Researcher.</p>	<p>5.1 Give a copy of QMS-F2 and receive the duly accomplished form.</p> <p>5.2 Send hard copy (thru courier service)</p>	<p>None</p> <p>None</p>	<p>10 Minutes</p> <p>1 Day</p>	<p><i>Supervising Science Research Specialist Or Senior Science Research Specialist Or Science Research Specialist II Or</i></p>



	and pdf file (thru email) of the EA Report to the client.			<i>Science Research Specialist</i> <i>/</i> <i>Or</i> <i>Science Research Analyst</i> <i>Or</i> <i>Science Aide</i> <i>ES, CED</i>
<b>TOTAL:</b>		<b>None</b>	<b>76 Days, 2 Hours, 50 Minutes</b>	

**Provision of Energy Audit/Assessment (EA) Service qualified for multi-stage processing.**

**Provision of Energy Audit/Assessment (EA) Service for G2G only is covered under Letter dated 03 January 2023 with Subject Certification as Energy Auditor (DOE-CEA-221200023, DOE-CEA-221200022, DOE-CEA-221200021, DOE-CEA-221200020).**



	<b>CED SCHEDULE OF FEES AND CHARGES</b> <b>As of December 2022</b>	<b>Fee (PHP)</b>
<b>1</b>	<b>Energy Audit/Assessment (EA) Service</b>	<p>Depends on the scope of works agreed upon</p> <p>PS per staff = rate per hour based on the position (including SALA and HP) x hrs. needed in conduct of service</p> <p>MOOE</p> <p>Indirect</p> <p>1. Depreciation Cost = Acquisition Cost ÷ # of yrs. (Estimated life span of the equipment) ÷ # of mo./yr ÷ # of days/mo. ÷ hrs/day x # of hrs. used</p> <p>2. Maintenance Cost = Acquisition Cost x Power Consumption (kW/hr) ÷ # of mo./yr ÷ # of days/mo. ÷ hrs/day x # of hrs. used</p> <p>3. Supplies = Actual Cost of supplies such as batteries, etc.</p> <p>MOOE Sub-total (Client Direct Cost, CDC) = (1+2+3)</p> <p>Direct = 15% x CDC</p> <p>ITDI Remittances = 12.5% x (CDC+ total PS)</p> <p>Total Cost = Sub- total MOOE+ITDI Remittances</p>



## 2. Provision of R&D Technical Services thru Memorandum of Agreement (MOA)

Any assistance/services being provided to customer (i.e., individuals, industry/ business sectors, academe, non-government organizations, other government institutions/agencies covered by a Memorandum of Agreement - MOA). These include testing and analytical service, use of facilities and equipment, product/ process development and improvement, design/fabrication of equipment and facilities, consultancy, specialized training. These services are made available to provide technical support to different industry sectors, namely, food processing, packaging design, chemicals, energy, material science, environment and biotechnology.

<b>Office or Division:</b>	Chemicals and Energy Division (CED) – Industrial Technology Development Institute	
<b>Classification:</b>	Highly Technical	
<b>Type of Transaction:</b>	G2C - Government to Citizen, G2B - Government to Business, G2G - Government to Government	
<b>Who may avail:</b>	All	
	<b>CHECKLIST OF REQUIREMENTS</b>	<b>WHERE TO SECURE</b>
	1. Letter of intent (1 original)	Client
	2. MOA (6 original)	ITDI/Planning and Management Information System Division (PMISD)
	3. Order of payment (1 original)	Industrial Technology Development Institute / National Metrology Division / Financial Management Division (FMD) / Accounting Section
	4. Official Receipt (1 original)	Industrial Technology Development Institute / Administrative Division / Cashier's Office





Accomplishment report/Terminal Report (1 original for client, 2 photocopies for Researcher/Section and Division concerned)		Industrial Technology Development Institute (ITDI) / Chemicals and Energy Division (CED)		
CED Customer Satisfaction Feedback Form QMS-CED-F2 (1 original)				
CLIENT STEPS	AGENCY ACTION	FEES TO BE PAID	PROCESSING TIME	PERSON RESPONSIBLE
1. Prepare letter of intent addressed to the ITDI Director.	1.1 Forward to concerned Division (R&D and PMISD).	None	20 Minutes	<i>Director Metrology Bldg.</i>
	1.2 Forward to concerned Section Head and staff	None	20 Minutes	<i>OIC/Division Chief CED</i>
	1.3 Schedule meeting.	None	20 minutes	<i>Supervising Science Research Specialist And/Or Senior Science Research Specialist And/Or Science Research Specialist II And/Or Science Research Specialist I And/Or Science Research Analyst CED And Senior Science Research Specialist</i>



				<i>And/Or Science Research Specialist II And/Or Science Research Specialist I PMISD And/Or Science Research Specialist I BDS, TSD Metrology Bldg.</i>
2. Attend meeting.	2.1 Discuss terms and scope of research.  2.2 Prepare proposal client for an alternative date.	None  None	2 Hours per meeting (3 meetings) (paused-clock)  10 Days (paused-clock)	<i>Supervising Science Research Specialist And/Or Senior Science Research Specialist And/Or Science Research Specialist II And/Or Science Research Specialist I And/Or Science Research Analyst CED And Senior Science Research Specialist And/Or Science Research Specialist II And/Or Science Research Specialist I</i>



				PMISD And/Or Science Research Specialist I BDS, TSD Metrology Bldg. And Client
3.1 Check proposal.	3.1 Prepare MOA.	None	5 Days (paused-clock)	Supervising Science Research Specialist And/Or
3.2 If proposal is acceptable to client.	3.2 Review MOA.	None	3 Days (paused-clock)	Senior Science Research Specialist And/Or
3.3 If proposal not acceptable to client.	3.3 Revise proposal.	None	5 Days (paused-clock)	Science Research Specialist II And/Or Science Research Specialist I And/Or Science Research Analyst CED And Senior Science Research Specialist II And/Or Science Research Specialist II And/Or Science Research Specialist I PMISD Metrology Bldg.
4. Sign MOA.	4.1 Sign MOA.	None	2 Hours	Director Office of the Director Metrology Bldg.



				<i>And            Division Chief/OIC            And            Supervising Science            Research Specialist            And/Or            Senior Science Research            Specialist            And/Or            Science Research Specialist            II            And/Or            Science Research Specialist            I            And/Or            Science Research Analyst            CED            And            Division Chief/OIC            Senior Science Research            Specialist            And/Or            Science Research Specialist            II            And/Or            Science Research Specialist            I            PMISD            Metrology Bldg.</i>
5.1 No activity.	5.1 FMD staff will prepare order of payment.	None	30 Minutes	<i>Administrative Assistant V            Accounting, FMD            Metrology Bldg.</i>
5.2 Pay the required fees.				<i>Administrative Officer V</i>



<p>Option 1: Pay to the Cashier Option 2: E-payment</p>	<p>5.2 ITDI Cashier will prepare and issue official receipt (OR).</p> <p>5.3 Notarize MOA.</p>	<p>Fees vary depending on the scope of works and agreed MOA. Refer to 'CED Schedule of Fees and Charges as of December 2023' after the service specification table</p> <p>None</p>	<p>1 Hour</p> <p>1 Day</p>	<p>Cashier, ADM Metrology Bldg.</p> <p><i>Administrative Aide II</i> Or <i>Administrative Aide I</i> Records, ADM Metrology Bldg.</p>
<p>6. Provide support during conduct of MOA.</p>	<p>6.1 Concerned researcher conduct the service and write the accomplishment / terminal report.</p>	<p>None</p>	<p>132 Days (paused-clock)</p>	<p><i>Supervising Science Research Specialist</i> Or <i>Senior Science Research Specialist</i> Or <i>Science Research Specialist II</i> Or <i>Science Research Specialist I</i> Or <i>Science Research Analyst</i> Or <i>Science Aide</i> CED</p>



<p>7. Return to Researcher concerned for the release of accomplishment/terminal report and product (if there is a product produced).</p>	<p>7.1 Issue accomplishment / terminal report and product (if there is a product produced).</p>	<p>None</p>	<p>30 Minutes</p>	<p><i>Supervising Science Research Specialist</i> Or <i>Senior Science Research Specialist</i> Or <i>Science Research Specialist II</i> Or <i>Science Research Specialist I</i> Or <i>Science Research Analyst</i> Or <i>Science Aide</i> CED</p>
<p>8. Fill-out the CED Client Satisfaction Measurement (CSM) Form (QMS-F2) and give to the assigned Researcher.  Depart the premises of ITDI.</p>	<p>5.1 Give a copy and receive the duly accomplished CED Client Satisfaction Measurement (CSM) Form (QMS-F2).</p>	<p>None</p>	<p>20 Minutes</p>	<p><i>Supervising Science Research Specialist</i> Or <i>Senior Science Research Specialist</i> Or <i>Science Research Specialist II</i> Or <i>Science Research Specialist I</i> Or <i>Science Research Analyst</i> Or <i>Science Aide</i> CED</p>
<p><b>TOTAL:</b></p>		<p><b>Fees vary depending on the</b></p>	<p><b>155 Days, 3 Hours,</b></p>	



	<b>scope of works and agreed MOA. Refer to 'CED Schedule of Fees and Charges as of December 2023' after the service specification table.</b>	<b>20 Minutes</b>	
--	--	-------------------	--

**Provision of R&D technical services thru Memorandum of Agreement (MOA) qualified for multi-stage processing.**

**Provision of R&D technical services thru Memorandum of Agreement (MOA) is covered under Malacañan Palace AO No. 31 S 2012 and ITDI AO No. 003 S 2015.**



## CED SCHEDULE OF FEES AND CHARGES

As of December 2023

	Fee (PHP)
<p><b>R&amp;D technical services thru Memorandum of Agreement (MOA)</b></p>	<p>Depends on the scope of works agreed upon</p> <p>PS per staff = rate per hour based on the position (including SALA and HP) x hrs. needed in conduct of service</p> <p>MOOE Indirect</p> <p>1. Depreciation Cost = Acquisition Cost ÷ # of yrs. (Estimated life span of the equipment) ÷ # of mo./yr ÷ # of days/mo. ÷ hrs/day x # of hrs. used</p> <p>2. Maintenance Cost = Acquisition Cost x Power Consumption (kW/hr) ÷ # of mo./yr ÷ # of days/mo. ÷ hrs/day x # of hrs. used</p> <p>3. Utilities = kW x hrs. used x consumption rate per kw/hr (charged from Meralco)</p> <p>4. Supplies = Actual Cost of supplies such as batteries, etc.</p> <p>MOOE Sub-total (Client Direct Cost, CDC) = (1+2+3+4)</p> <p>Direct = 15% x CDC</p> <p>ITDI Remittances = 12.5% x (CDC+ total PS)</p> <p>Total Cost = Sub-total MOOE+ ITDI Remittances</p>





### 3. Provision of R&D Technical Services thru Standardized Fees

Any assistance/services being provided to customer (i.e., individuals, industry/ business sectors, academe, non-government organizations, other government institutions/agencies). These include testing and analytical service, use of facilities and equipment, product/process development and improvement, design/fabrication of equipment and facilities, consultancy, specialized training. These services are made available to provide technical support to different industry sectors, namely, food processing, packaging design, chemicals, energy, material science, environment and biotechnology.

<b>Office or Division:</b>	Chemicals and Energy Division (CED) – Industrial Technology Development Institute	
<b>Classification:</b>	Highly Technical	
<b>Type of Transaction:</b>	G2C - Government to Citizen, G2B - Government to Business, G2G - Government to Government	
<b>Who may avail:</b>	All	
	<b>CHECKLIST OF REQUIREMENTS</b>	<b>WHERE TO SECURE</b>
	1. Letter of request / Email (1 original / electronic copy)	Client



**Amount of Sample Requirements:**

- **Use of Hammermill Crusher**
  - **Sample, 80kg**
- **Use of furnace for Carbonization, Calcination or Ashing**
  - **Sample, 1kg**
- **Transesterification of Fixed Oil**
  - **Oil Sample, 1L**
- **UV-Vis Analysis**
  - **Sample, 50mL**
- **High grade silica from plant material**
  - **Sample plant material, 500g**
- **Preparation of activated carbon from plant material**
  - **Sample plant material, 500g**
- **Solvent extraction of fixed oil**
  - **Dried Sample, 1.0kg**
- **Preparation and grinding of plant material**
  - **Plant material, 3.0kg**
- **Preparation of concentrated crude plant extract**
  - ***Plant sample: fresh, 1.0 kg / dried, 300 g***
- **Extraction of essential oil**
  - **Plant material, fresh, 3.0kg**
- **Extraction of essential oil from elemi gum**
  - **elemi gum, 500g**
- **Agglomerator**
  - **Sample, 500grams**
- **Blast Freezer V5 (small)**



- Sample, 11kg
- **Blast Freezer V10 (medium)**
  - Sample, 20kg
- **Cabinet Dryer**
  - Sample, 60 to 70kg
- **Colloid Mill**
  - Sample, 70 to 80kg
- **Grater**
  - Sample, 120nuts (coconut)
- **Hammer Mill**
  - Sample, 75 to 80kg
- **Homogenizer**
  - Sample, 50 to 80kg
- **Hydraulic press, manual**
  - Sample, 2-3kg
- **Jacketed Kettle**
  - Sample, 75 to 80Liters
- **Moisture Analyzer**
  - Sample, 30g
- **Oil Expeller**
  - Sample, 20 to 40kg
- **Pressure Filter**
  - Sample, 20 to 30Liters
- **Ram Press**
  - Sample, 500grams to 1kg
- **Retort**
  - Sample, 279pouches
- **Ribbon Mixer**



<ul style="list-style-type: none"> <li>○ Sample, 75 to 80kg</li> <li>● Screw Press               <ul style="list-style-type: none"> <li>○ Sample, 75 to 80kg</li> </ul> </li> <li>● Slicer               <ul style="list-style-type: none"> <li>○ Sample, 20 to 30kg (coconut meat pieces)</li> </ul> </li> <li>● Tableting Machine               <ul style="list-style-type: none"> <li>○ Sample, 1.8kg (for 500mg tablets)</li> </ul> </li> <li>● V-Blender               <ul style="list-style-type: none"> <li>○ Sample, 75 to 80kg</li> </ul> </li> <li>● Vacuum Dryer               <ul style="list-style-type: none"> <li>○ Sample, 20Liters</li> </ul> </li> </ul>				
2. Request for Technical Service Form, ITDI-F2 (4 original)	Industrial Technology Development Institute (ITDI) / Chemicals and Energy Division (CED)			
3. Order of Payment (1 original), if necessary	Industrial Technology Development Institute / National Metrology Division / Financial Management Division (FMD) / Accounting Section			
4. Official Receipt (1 original), if necessary	Industrial Technology Development Institute / Administrative Division / Cashier's Office			
5. Technical Service Report (1 original for client, 2 photocopies for Researcher / Section and Division concerned)	Industrial Technology Development Institute (ITDI) / Chemicals and Energy Division (CED)			
6. CED Client Satisfaction Measurement (CSM) Form (QMS-F2) (1 original)	Industrial Technology Development Institute (ITDI) / Chemicals and Energy Division (CED)			
CLIENT STEPS	AGENCY ACTION	FEES TO BE PAID	PROCESSING TIME	PERSON RESPONSIBLE



1. Inquire and fill-out information in Technical Service Information System.	1.1 Assist client on their inquiry and filling out the information in the Technical Service Information System.	None	30 Minutes	<i>Chief Science Research Specialist / Officer in Charge</i> Or <i>Supervising Science Research Specialist</i> Or <i>Senior Science Research Specialist</i>
	1.2 Review entry, fill-out additional information in Technical Service Information System and print Technical Service Request Form, ITDI-F2.	None	10 Minutes	<i>Science Research Specialist II</i> Or <i>Science Research Specialist I</i> Or <i>Science Research Analyst</i> Or <i>Science Aide</i>
	3.2 Researcher concerned will sign the Technical Service Request Form, ITDI-F2.	None	5 Minutes	<i>Chemicals and Energy Division-Office of the Chief (CED-OC)</i>
	3.3 Division Chief / OIC / Section Head will sign the Technical Service Request Form, ITDI-F2.	None	5 Minutes	
2.1 No activity.	2.1 FMD staff will prepare order of payment.	None	5 Minutes	<i>Administrative Assistant V</i> Financial Management Division, Metrology Building



<p>2.2.1 Pay the required fees.</p> <p>Option 1: Pay to the Cashier Option 2: E-payment</p>	<p>2.2 ITDI Cashier will validate the TSR form, take a copy and issue an official receipt (OR).</p>	<p>Fees vary depending on the Technical Service availed. Refer to 'CED Schedule of Fees and Charges as of December 2023' after the service specification table and <a href="https://itdi.dost.gov.ph/index.php/technical-services-fees">https://itdi.dost.gov.ph/index.php/technical-services-fees</a>.</p>	<p>5 Minutes</p>	<p><i>Administrative Officer V, Cashier's Office, Metrology Building</i></p>
<p>3. Depart the premises of ITDI.</p>	<p>3.1 CED Staff will retrieve the Technical Service Request Form, ITDI-F2, from the Cashier; conduct the Technical Service and write the Technical Service Report.</p>	<p>None</p>	<p>10 Days (paused clock)</p>	<p><i>Supervising Science Research Specialist Or Senior Science Research Specialist Or Science Research Specialist II Or Science Research Specialist I Or Science Research Analyst Or Science Research Assistant</i></p>



				<p><i>Or</i>  <i>Science Aide</i>            Chemicals and Energy            Division (CED)</p>
<p>4. Return to Researcher concerned for the release of Technical Service Report. and product (if there is a product produced).</p>	<p>4.1 Issue Technical Service Report. and product (if there is a product produced).</p>	<p>None</p>	<p>5 Minutes</p>	<p><i>Supervising Science Research Specialist</i>  <i>Or</i>  <i>Senior Science Research Specialist</i>  <i>Or</i>  <i>Science Research Specialist II</i>  <i>Or</i>  <i>Science Research Specialist I</i>  <i>Or</i>  <i>Science Research Analyst</i>  <i>Or</i>  <i>Science Aide</i>            Chemicals and Energy            Division-Office of the Chief            (CED-OC)</p>
<p>5. Fill-out the CED Client Satisfaction Measurement (CSM) Form (QMS-F2) and give to assign Researcher.             Depart the premises of ITDI.</p>	<p>5.1 Give a copy and receive the duly accomplished CED Client Satisfaction Measurement (CSM) Form (QMS-F2).</p>	<p>None</p>	<p>5 Minutes</p>	<p><i>Supervising Science Research Specialist</i>  <i>Or</i>  <i>Senior Science Research Specialist</i>  <i>Or</i>  <i>Science Research Specialist II</i>  <i>Or</i></p>



				<i>Science Research Specialist</i> <i>Or</i> <i>Science Research Analyst</i> <i>Or</i> <i>Science Aide</i> Chemicals and Energy Division-Office of the Chief (CED-OC)
		<b>TOTAL:</b>	<b>Fees vary depending on the Technical Service availed. Refer to 'CED Schedule of Fees and Charges as of December 2023' after the service specification table and <a href="https://www.itdi.dost.gov.ph/index.php/technical-services-fees/specialized-testing-services/ced-standardized-fees">https://www.itdi.dost.gov.ph/index.php/technical-services-fees/specialized-testing-services/ced-standardized-fees</a></b>	<b>10 Days, 1 Hour, 10 Minutes</b>





**Provision of R&D technical services thru Standardized Fees qualified for multi-stage processing. Provision of R&D technical services thru Standardized Fees is covered under ITDI AO No. 007 Series of 2002, Malacañan Palace AO No. 31 S 2012 and ITDI AO No. 003 S 2015.**



## CED SCHEDULE OF FEES AND CHARGES

As of December 2023

### Energy Section

R&D Technical Services	R&D TS Fee (PHP)
Use of furnace for carbonization, calcination or ashing	856.00
Use of hammermill crusher	449.00

**\*20% discount for students** (basic education up to post-graduate), **senior citizens**, and **persons with disabilities (PWDs)**.

### Industrial Chemicals Section

R&D Technical Services (TS)	R&D TS Fee (PHP)
High grade silica from plant material	1,771.00
Preparation of activated carbon from plant material	1,832.00
Solvent extraction of fixed oil	894.00



Transesterification of fixed oil	1,162.00
UV-Vis Analysis	2,241.00

**\*20% discount for student** (basic education up to post-graduate), **senior citizens**, and **persons with disabilities (PWDs)**.

### Pharmaceutical Section

R&D Technical Services (TS)	R&D TS Fee (PHP)
Extraction of essential oil	1,945.00
Extraction of essential oil from elemi gum	1,863.00
Preparation and grinding of plant material	941.00
Preparation of concentrated crude plant extract	1,262.00

**\*20% discount for student** (basic education up to post-graduate), **senior citizens**, and **persons with disabilities (PWDs)**.



## Modular Multi-Industry Innovation Center (MMIC)

R&D Technical Services (TS)	R&D TS Fee (PHP)
Agglomerator	6,057.00
Blast Freezer V5 (small)	1,377.00
Blast Freezer V10 (medium)	1,974.00
Cabinet Dryer	3,285.00
Colloid Mill	1,339.00
Grater	796.00
Hammer Mill	1,819.00
Homogenizer	2,757.00
Hydraulic Press, manual	1,875.00
Jacketed Kettle	2,254.00
Moisture Analyzer	1,919.00
Oil Expeller	2,775.00
Pressure Filter	1,489.00
Ram Press	1,816.00
Retort	4,772.00
Ribbon Mixer	2,288.00



Screw Press	1,899.00
Slicer	961.00
Tableting Machine	1,369.00
V-Blender	1,942.00
Vacuum Dryer	988.00

**\*20% discount for student** (basic education up to post-graduate), **senior citizens**, and **persons with disabilities (PWDs)**.



## Internal Services

### 1. Use of Facility/Equipment

Any assistance/services being provided to customer (i.e. use of facilities and equipment). These services are made available to provide technical support to the R&D and testing activities of other ITDI Divisions.

<b>Office or Division:</b>	Chemicals and Energy Division (CED) – Industrial Technology Development Institute	
<b>Classification:</b>	Simple	
<b>Type of Transaction:</b>	G2G - Government to Government	
<b>Who may avail:</b>	ITDI employee or official	
	<b>CHECKLIST OF REQUIREMENTS</b>	<b>WHERE TO SECURE</b>
	1. Request for use of facility / equipment form (1 original)	Industrial Technology Development Institute (ITDI) / Chemicals and Energy Division (CED) / Office of the Chief (OC)
	2. Sample	Client
	3. CED Client Satisfaction Measurement (CSM) Form (QMS-F2). (1 original)	Industrial Technology Development Institute (ITDI) / Chemicals and Energy Division (CED) / Office of the Chief (OC)



CLIENT STEPS	AGENCY ACTION	FEES TO BE PAID	PROCESSING TIME	PERSON RESPONSIBLE
1. Fill-out request for use of facility/ equipment form.	1.1 Give a copy of request for use of facility/equipment form to client.	None	20 Minutes	<i>Supervising Science Research Specialist</i> Or <i>Senior Science Research Specialist</i>
	1.2 Division Chief/ OIC/Section Head will sign duly accomplished request for use of facility/equipment form.	None	10 Minutes	<i>Science Research Specialist II</i> Or <i>Science Research Specialist I</i> Or <i>Science Research Analyst</i>
	1.3 Forward duly accomplished request for use of facility/equipment form to Section concerned.	None	10 Minutes	<i>Science Aide</i> CED Office of the Chief And/Or Energy Section Or Industrial Chemicals Section
	1.4 Section concerned will receive the duly accomplished request for use of facility/equipment form and check availability of facility/ equipment.	None	10 Minutes	Or Pharmaceutical Section Or Process Development Section



<p>2. Client will use the facility/equipment.</p>	<p>2.1 Concerned researcher will assist the client.</p>	<p>None</p>	<p>1 Day</p>	<p><i>Supervising Science Research Specialist</i> Or <i>Senior Science Research Specialist</i> Or <i>Science Research Specialist II</i> Or <i>Science Research Specialist I</i> Or <i>Science Research Analyst</i> Or <i>Science Aide</i> CED Office of the Chief And/Or Energy Section Or Industrial Chemicals Section Or Pharmaceutical Section Or Process Development Section</p>
<p>3. Fill-out the CED Client Satisfaction Measurement (CSM) Form (QMS-F2) and give to assign Researcher.</p>	<p>3.1 Give a copy and receive the duly accomplished CED Client Satisfaction Measurement (CSM) Form (QMS-F2) .</p>	<p>None</p>	<p>10 Minutes</p>	<p><i>Supervising Science Research Specialist</i> Or <i>Senior Science Research Specialist</i> Or</p>





				<i>Science Research Specialist II</i> Or <i>Science Research Specialist I</i> Or <i>Science Research Analyst</i> Or <i>Science Aide</i> CED Office of the Chief And/Or Energy Section Or Industrial Chemicals Section Or Pharmaceutical Section Or Process Development Section
<b>TOTAL:</b>		<b>None</b>	<b>1 Day, 1 Hour</b>	

**Use of Facility/Equipment qualified for multi-stage processing.  
Use of Facility/Equipment is covered under ITDI AO No. 002 Series of 2010.**

**V. List of Services**

**B. ENVIRONMENT AND BIOTECHNOLOGY DIVISION**

**External and Internal Services**



## External Services

### 1. Antimicrobial Assay (Kirby Bauer Method)

The antimicrobial assay intends to determine the antimicrobial activity of extracts and formulations through the disk diffusion assay (Kirby Bauer Method). The bioactivity is quantified through the measurement of the zones of inhibition and is reported as the diameter of the zones of inhibition (in millimeter). The results may then be compared by the customer to the existing literature and standards for antimicrobial activities.

<b>Office or Division:</b>	Industrial Fermentation Technology Section (IFTS), Environment and Biotechnology Division (EBD)	
<b>Classification:</b>	Highly Technical	
<b>Type of Transaction:</b>	G2C, G2B, G2G	
<b>Who may avail:</b>	All	
	<b>CHECKLIST OF REQUIREMENTS</b>	<b>WHERE TO SECURE</b>
	1) Technical Service Request (TSR) form	ITDI/EBD Building/IFTS Office (2nd floor) *via ITDI customer portal and technical service information system (TSIS) ( <a href="https://itdi.com.ph/web/">https://itdi.com.ph/web/</a> ) through focal person
	2) Samples (up to 4 solutions/concentrations including the test controls)	Customer
	3) Student ID or proof of enrolment *to avail discount; if applicable	Customer
	4) Order of Payment (1 original)	ITDI/Metrology Building/Accounting Section (2nd floor)



5) Official Receipt (1 original)		ITDI/Metrology Building/Cashier's Office (2nd floor)		
6) Test Report (1 original)		ITDI/EBD Building/IFTS Office (2nd floor)		
7) Customer Satisfaction Measurement Form (QMS-F2) (1 original)		ITDI/EBD Building/IFTS Office (2nd floor)		
CUSTOMER STEPS	AGENCY ACTION	FEES TO BE PAID	PROCESSING TIME	PERSON RESPONSIBLE
1. Proceed to the Office of the Chief, Environment and Biotechnology Division (EBD) and sign in the customer logbook.	1.1 Provide customer logbook and let the customer sign.	None	1 Minute	<i>Technical Staff (Supervising Science Research Specialist to Science Research Assistant)</i>  EBD Office of the Chief
2. Proceed to the Industrial Fermentation Technology Section (IFTS) to inquire regarding the antimicrobial assay.	2.1 Assist customer on inquiry regarding antimicrobial assay and check if samples are good for testing.	None	30 Minutes	<i>Technical Staff (Supervising Science Research Specialist to Science Research Assistant)</i>  Industrial Fermentation Technology Section
3. Fill out technical service request (TSR) form (1 original) via the customer portal.	3.1 Assist the customer in accomplishing TSR form via the customer portal.	None	5 minutes	<i>Technical Staff (Supervising Science Research Specialist to Science Research Assistant)</i>  Industrial Fermentation Technology Section



	3.2. Technical staff concerned will review, print, and sign the accomplished TSR form	None	1 minute	<i>Technical Staff (Supervising Science Research Specialist to Science Research Assistant)</i>
	3.3. Section Head will approve the request and sign the TSR form.	None	1 minute	Industrial Fermentation Technology Section  <i>Section Head (Supervising Science Research Specialist)</i>  Industrial Fermentation Technology Section



4. Pay the required test fee	4.1. Processing of Order of Payment.	None	2 minutes	<i>Accounting Staff</i> Accounting Section
	4.2. Issuance of Official Receipt (1 original).	Test Fee - PHP 2,333.00 (regular rate) PHP 1,866.00 (student rate)	2 minutes	<i>Cashier</i> Cashier's Office
	4.3. Check the payment status via the TSIS.	None	1 minute	<i>Technical Staff (Supervising Science Research Specialist to Science Research Assistant)</i> Industrial Fermentation Technology Section
5. Wait for the date of release of the report.	5.1. Technical staff will conduct the assay.	None	15 days (paused-clock)	<i>Technical Staff (Supervising Science Research Specialist to Science Research Assistant)</i> Industrial Fermentation Technology Section
		None	20 minutes	<i>Technical Staff (Supervising Science Research Specialist)</i>



	<p>5.2. Technical staff will prepare and sign the report (1 original).</p> <p>5.3. Section Head will check and sign the report (1 original).</p>	None	5 minutes	<p><i>to Science Research Assistant)</i></p> <p>Industrial Fermentation Technology Section</p> <p><i>Section Head (Supervising Science Research Specialist)</i></p> <p>Industrial Fermentation Technology Section</p>
6. Present official receipt to claim the test report (1 original).	6. Test report (1 original) will be released and explained to the customer.	None	25 minutes	<p><i>Technical Staff (Supervising Science Research Specialist to Science Research Assistant)</i></p> <p>Industrial Fermentation Technology Section</p>
7. Fill-out Customer Satisfaction Measurement Form (QMS-F2) (1 original).	7. Provide Customer Satisfaction Measurement Form (QMS-F2) to customer (1 original).	None	2 minutes	<p><i>Technical Staff (Supervising Science Research Specialist to Science Research Assistant)</i></p> <p>Industrial Fermentation Technology Section</p>
<b>TOTAL:</b>		<p><b>Test Fee - PHP 2,333.00 (regular rate)</b></p> <p><b>PHP 1,866.00 (student rate)</b></p>	<b>15 days, 1 hour and 35 minutes</b>	



## 2. Distribution of Starter Cultures for Fermented Food

Starter cultures contain microorganisms which are responsible for the production of various fermented food. These are directly applied onto the food material to initiate the fermentation in order to produce the desired food product (i.e. nata de coco, vinegar, and soy sauce).

<b>Office or Division:</b>	Industrial Fermentation Technology Section (IFTS), Environment and Biotechnology Division (EBD)	
<b>Classification:</b>	Highly Technical	
<b>Type of Transaction:</b>	G2C, G2B, G2G	
<b>Who may avail:</b>	All	
	<b>CHECKLIST OF REQUIREMENTS</b>	<b>WHERE TO SECURE</b>
	1) Technical Service Request (TSR) form	ITDI/EBD Building/IFTS Office (2nd floor) *via ITDI customer portal and technical service information system (TSIS) ( <a href="https://itdi.com.ph/web/">https://itdi.com.ph/web/</a> ) through focal person
	2) Materials Transfer Agreement form (2 original)	ITDI/EBD Building/IFTS Office (2nd floor)
	3) Acceptance of Responsibility form (2 original)	ITDI/EBD Building/IFTS Office (2nd floor)
	4) Order of Payment (1 original)	ITDI/Metrology Building/Accounting Section (2nd floor)
	5) Official Receipt (1 original)	ITDI/Metrology Building/Cashier's Office (2nd floor)
	6) Customer Satisfaction Measurement Form (QMS-F2) (1 original)	ITDI/EBD Building/IFTS Office (2nd floor)





CUSTOMER STEPS	AGENCY ACTION	FEES TO BE PAID	PROCESSING TIME	PERSON RESPONSIBLE
1. Proceed to the Office of the Chief, Environment and Biotechnology Division (EBD) and sign in the customer logbook.	1.1 Provide customer logbook and let the customer sign.	None	1 Minute	<p><i>Technical Staff (Supervising Science Research Specialist to Science Research Assistant)</i></p> <p>EBD Office of the Chief</p>
2. Proceed to the Industrial Fermentation Technology Section (IFTS) to inquire regarding the starter cultures.	2.1. Assist customer on inquiry regarding starter cultures.	None	15 Minutes	<p><i>Technical Staff (Supervising Science Research Specialist to Science Research Assistant)</i></p> <p>Industrial Fermentation Technology Section)</p>
	2.2. Inform customer on the proper handling, storage, use, and disposal of starter cultures.	None	15 Minutes	<p><i>Technical Staff (Supervising Science Research Specialist to Science Research Assistant)</i></p> <p>Industrial Fermentation Technology Section</p>
	2.3. Inform customer on the materials transfer agreement and	None	5 Minutes	<p><i>Technical Staff (Supervising Science Research Specialist to</i></p>



	acceptance of responsibility.			<p><i>Science Research Assistant)</i></p> <p>Industrial Fermentation Technology Section</p>
3. Fill out and submit technical service request (TSR), material transfer agreement (MTA), and acceptance of responsibility (AOR) forms (original).	3.1. Assist customer in accomplishing TSR, and MTA and AOR forms (2 original each) to the customer.	None	10 minutes	<p><i>Technical Staff (Supervising Science Research Specialist to Science Research Assistant)</i></p> <p>Industrial Fermentation Technology Section</p>
	3.2. Review and print accomplished TSR, MTA and AOR forms.	None	1 minute	<p><i>Technical Staff (Supervising Science Research Specialist to Science Research Assistant)</i></p> <p>Industrial Fermentation Technology Section</p>
	3.3. Technical staff concerned will sign the accomplished TSR form.	None	1 minute	<p><i>Technical Staff (Supervising Science Research Specialist to Science Research Assistant)</i></p>



	3.4. Section Head will check and approve the request, then sign the TSR form (1 original).	None	1 minute	Industrial Fermentation Technology Section <i>Section Head (Supervising Science Research Specialist)</i> Industrial Fermentation Technology Section
4. Pay the required test fee and present the official receipt to the Technical Staff concerned.	4.1. Processing of Order of Payment	None	2 minutes	<i>Accounting Staff</i> Accounting Section
	4.2. Issuance of Official Receipt (1 original).	Test Fee - PHP 400.00 or PHP 662 (with transport box)	2 minutes	<i>Cashier</i> Cashier's Office
	4.3. Check payment status via TSIS.	None	1 minute	<i>Technical Staff (Supervising Science Research Specialist to Science Research Assistant)</i> Industrial Fermentation Technology Section
5. Wait for the date of release of requested starter cultures.	5. Technical staff will prepare requested starter cultures.	None	7 days (paused-clock)	<i>Technical Staff (Supervising Science Research Specialist to Science Research Assistant)</i>



				Industrial Fermentation Technology Section
6. Present original official receipt and claim starter cultures.	6.1. Provide instructions to the customer on the proper handling, storage, use, and disposal of the starter cultures.	None	5 minutes	<i>Technical Staff (Supervising Science Research Specialist to Science Research Assistant)</i>  Industrial Fermentation Technology Section
	6.2. Release the requested starter cultures to the customer.	None	1 minute	<i>Technical Staff (Supervising Science Research Specialist to Science Research Assistant)</i>  Industrial Fermentation Technology Section
7. Fill-out Customer Satisfaction Measurement Form (QMS-F2) (1 original)	7. Provide Customer Satisfaction Measurement Form (QMS-F2) to customer.	None	2 minutes	<i>Technical Staff (Supervising Science Research Specialist to Science Research Assistant)</i>  Industrial Fermentation Technology Section
<b>TOTAL:</b>		<b>Test Fee - PHP 400.00 or PHP 662 (with transport box)</b>	<b>7 days, 1 hour and 2 minutes</b>	



### 3. Environmental Technology Verification (ETV)

Environmental technology verification (ETV) is the establishment or validation of environmental technology performance by qualified third parties based on test data generated through testing using established protocols or specific requirements. Data presented in an ETV report are believed to be accurate and the analyses credible. The statements made regarding the technology evaluated do not, however, amount to an endorsement or approval of the technology in general or for any particular application nor warranty to the performance of the technology.

<b>Office or Division:</b>	Cleaner Production Section (CPS), Environment and Biotechnology Division (EBD)	
<b>Classification:</b>	Highly Technical	
<b>Type of Transaction:</b>	G2C, G2B, G2G	
<b>Who may avail:</b>	Owners of innovative environmental technologies that are at least commercially ready and /or their authorized representatives	
	<b>CHECKLIST OF REQUIREMENTS</b>	<b>WHERE TO SECURE</b>
	1) ETV Application Form (1 original, 4 photocopies) <i>*ETV Application Form must be properly and completely filled-up with the required supporting documents as applicable (i.e. patent, authorization letter, etc.)</i>	ITDI/EBD Building/CPS Office (1st floor) and/or through email request at <a href="mailto:etv@itdi.dost.gov.ph">etv@itdi.dost.gov.ph</a>
	2) Order of Payment (1 original)	ITDI/Metrology Building/Accounting Section (2 <sup>nd</sup> floor)
	3) Official Receipt (1 original)	ITDI/Metrology Building/Cashier's Office (2 <sup>nd</sup> floor)



4) Non-Disclosure Agreement Form (2 original)		ITDI/EBD Building/CPS Office (1st floor)		
5) Conforme Letter (2 original)		ITDI/EBD Building/CPS Office (1st floor)		
6) ETV Test Plan (2 original)		ITDI/EBD Building/CPS Office (1st floor)		
7) ETV Report and Statement (2 original)		ITDI/EBD Building/CPS Office (1st floor)		
8) ETV Transmittal Letter for Test Plan (2 original)		ITDI/EBD Building/CPS Office (1st floor)		
9) ETV Transmittal Letter for ETV Report and Statement (2 original)		ITDI/EBD Building/CPS Office (1st floor)		
10) Customer Satisfaction Measurement Form (QMS-F2) (1 original)		ITDI/EBD Building/CPS Office (1st floor)		
<b>CUSTOMER STEPS</b>	<b>AGENCY ACTION</b>	<b>FEES TO BE PAID</b>	<b>PROCESSING TIME</b>	<b>PERSON RESPONSIBLE</b>
<b>Stage 1 – ETV Application to 1<sup>st</sup> Technical Meeting</b>				
1. Submit accomplished ETV application form (4 original)	1.1 Procedural review of accomplished ETV application forms.	None	20 minutes	<i>Technical Staff (Supervising Science Research Specialist to Science Research Analyst)</i>  Cleaner Production Section Office (1st floor)



	<p>1.2 Substantial/technical review of accomplished ETV application forms.</p> <p>1.3 If the application is valid, assign ETV reference number (ETV YY-XXX) and advise the customer to pay required fees.</p>	<p>None</p> <p>None</p>	<p>5 days (paused -clock)</p> <p>5 minutes</p>	<p><i>Technical Staff (Supervising Science Research Specialist to Science Research Analyst)</i></p> <p>Cleaner Production Section Office (1st floor)</p> <p><i>Assigned ETV Task Coordinator (Supervising Science Research Specialist to Science Research Analyst)</i></p> <p>Cleaner Production Section Office (1st floor)</p>
2. Pay ETV Application Fee	<p>2.1 Issuance of Order of Payment</p> <p>2.2 Issuance of Official Receipt (1 original)</p> <p>2.3 Photocopy official receipt (1 copy)</p>	<p>ETV Fee – PHP 8,500.00</p> <p>None</p> <p>None</p>	<p>2 minutes</p> <p>2 minutes</p> <p>2 minutes</p>	<p><i>Accounting Staff Accounting Section</i></p> <p><i>Administrative Officer III ADM – Cashier 2<sup>nd</sup> Flr. Metrology Building</i></p> <p><i>Assigned ETV Task Coordinator (Supervising Science Research Specialist to Science Research Analyst)</i></p>



				Cleaner Production Section Office (1st floor)
3. Customer presents technology claims at ETV Panel Meeting	3.1 Form ETV Panel of Experts	None	14 days (paused-clock)	<i>ETV Task Coordinator (Supervising Science Research Specialist to Science Research Analyst)</i>  Cleaner Production Section Office (1st floor)
	3.2 Inform customer of schedule and venue of meeting	None	5 minutes	<i>ETV Task Coordinator (Supervising Science Research Specialist to Science Research Analyst)</i>  Cleaner Production Section Office (1st floor)
	3.3 Sign non-disclosure agreement form (2 original)	None	5 minutes	<i>ETV Panel of Experts (Supervising Science Research Specialist to Science Research Analyst)</i>  Cleaner Production Section Office (1st floor)





	3.4 Conduct ETV Panel Meeting	None	3 hours	<i>ETV Panel of Experts (Supervising Science Research Specialist to Science Research Analyst)</i>  Cleaner Production Section Office (1st floor)
	<b>Sub-total</b>	<b>ETV Fee - PHP 8,500.00</b>	<b>19 days, 3 hours, and 41 minutes</b>	
Stage 2 – ETV Test Plan Preparation				
4. Customer submits documents/data identified in the ETV Panel Meeting	Prepare and finalize ETV Test Plan and conforme letter (2 original) upon submission of all documents/data by the customer.	None	20 days (paused-clock) (Note: This is upon receipt of all required documents/data previously identified in the Panel Meeting)	<i>ETV Panel of Experts (Supervising Science Research Specialist to Science Research Analyst)</i>  Cleaner Production Section Office (1st floor)
	<b>Sub-total</b>	<b>None</b>	<b>20 days</b>	
Stage 3 – Approval of ETV Test Plan (TP) and TP Implementation				
5. Customer secures ETV Test Plan, accomplishes Form QMS-EBD-F2 (1 original) and decides to proceed or not with implementation.	5.1 Approve TP and sign Conforme Letter and Transmittal Letter	None	3 days (paused-clock)	<i>Technical Staff (Supervising Science Research Specialist to Science Research Analyst), Division Chief and Director</i>  Cleaner Production Section Office (1st floor); EBD



	<p>5.2 Release ETV Test Plan and provide the customer with QMS-EBD-F2 Form (1 original).</p> <p>5.3 If the customer decides to proceed, schedule ETV Test Plan Implementation.</p>	<p>None</p> <p>None</p>	<p>5 minutes</p> <p>5 days (paused-clock)</p>	<p>Office of the Chief; ITDI Office of the Director</p> <p><i>Technical Staff (Supervising Science Research Specialist to Science Research Analyst)</i></p> <p>Cleaner Production Section Office (1st floor)</p> <p><i>ETV Task Coordinator (Supervising Science Research Specialist to Science Research Analyst)</i></p> <p>Cleaner Production Section Office (1st floor)</p>
<p>6. Customer provides logistical support to the ETV Test Plan Implementation</p>	<p>6.1 Oversee ETV Test Plan Implementation</p>	<p>None <i>(Payment for the analyses of parameters identified in the ETV Test Plan is paid directly to the third party laboratory)</i></p>	<p>5 days (paused-clock) <i>(Time does not include the actual testing conducted by third-party)</i></p>	<p><i>ETV Panel of Experts (Supervising Science Research Specialist to Science Research Analyst)</i></p> <p>Cleaner Production Section Office (1st floor)</p>
	<p><b>Sub-total</b></p>	<p><b>None</b></p>	<p><b>13 days and 5 minutes</b></p>	



Stage 4 – ETV Report and Statement Preparation				
7. Customer ensures that all laboratory results and necessary documents are sent/submitted to ITDI (ETV Group)	Prepare ETV Statement and Report (2 original).	None	20 days (paused-clock) <i>(Note: This is upon receipt of test results from third-party laboratory)</i>	<i>ETV Panel of Experts (Supervising Science Research Specialist to Science Research Analyst)</i>  Cleaner Production Section Office (1st floor)
	<b>Sub-total</b>	<b>None</b>	<b>20 days</b>	
Stage 5 – Approval of ETV Report and Statement				
8. Customer secures ETV Statement and Report and accomplishes Customer Satisfaction Measurement Form (QMS-F2) (1 original).	8.1 Approve ETV Report and/or ETV Statement with dry sealing (2 original) and sign transmittal letter (2 original)	None	3 days (paused-clock)	<i>Technical Staff (Supervising Science Research Specialist to Science Research Analyst), Division Chief, and Director</i>  Cleaner Production Section Office (1st floor); EBD Office of the Chief; ITDI Office of the Director
	8.2 Release ETV Report and/or Statement and provide the customer with Customer Satisfaction Measurement Form (QMS-F2) (1 original).	None	5 minutes	<i>CPS Staff (Supervising Science Research Specialist to Science Research Analyst)</i>  Cleaner Production Section Office (1st floor)



	<b>Sub-total</b>	<b>None</b>	<b>3 days and 5 minutes</b>	
		<b>Test Fee - PHP8,500.00</b>	<b>75 days, 3 hours, and 51 minutes</b>	
	<b>TOTAL:</b>			

*Notes:*

- \* Based on DENR-DOST Joint Administrative Order 2006 - 01*
- \* ETV is qualified for Multi-stage Processing*
- \* only includes processing time within ITDI, actual time may vary depending on submission of necessary documents from customer and lab reports from laboratories*



**Environment and Biotechnology Division**

**Line-Item-Budget for ETV**

<b>I. Personnel Services (PS)</b>	<b>PHP 4,000.00</b>
<i>Honoraria</i>	
2 Technical Panel Members (P1000/mtg-mem x 2 mtgs x 2 mem)	4,000.00
<b>II. Maintenance, Operating and other Expenses (MOOE)</b>	<b>PHP 2,800.00</b>
2 Meeting Expenses (@ P500/mtg)	1,000.00
Communication & Transportation Expenses	500.00
Supplies and Materials	550.00
Utilities	750.00
<b>III. Administrative Cost (25% of PS + MOOE)</b>	<b>PHP 1,700.00</b>
<b>TOTAL</b>	<b>PHP 8,500.00</b>



## **V. List of Services**

### **C. FOOD PROCESSING DIVISION**

#### **External Services**



## External Services

### 1. Color Determination

Color measurement of food products has been used as an indirect measure of other quality attributes such as flavor and contents of pigments because it is simpler, faster and correlates well with other physicochemical properties.


Color may be determined using a simple color chart where foods are visually matched against a target color, or by instrumentation. In this lab, we will be using instrumentation using a colorimeter. The device provides a more objective measure compared to the color chart method. Using a colorimeter, color is reported in L\*, a\* and b\* values.

<b>Office or Division:</b>	Food Processing Division	
<b>Classification:</b>	Complex	
<b>Type of Transaction:</b>	G2C – Government to General Public G2B – Government to Business G2G – Government to Government	
<b>Who may avail:</b>	All	
	<b>CHECKLIST OF REQUIREMENTS</b>	<b>WHERE TO SECURE</b>
	1) Letter of Intent (1 original)	Client
	2) Sample (approx. 50 grams per sample)	Client
	3) Request for Technical Service form, ITDI-F2 (3 original printed copies) via Technical Service Information System (TSIS)	ITDI/Food Processing Division (FPD)/Visitor's Lounge
	4) Order of Payment (1 original)	ITDI/Finance and Management Division (FMD), 2 <sup>nd</sup> floor NML Building/Accounting Section
	5) Official Receipt (1 original, 1 photocopy)	ITDI/Finance and Management Division (FMD), 2 <sup>nd</sup> floor NML Building/Cashier Section




6) Accomplishment report (1 original, 2 photocopies)		ITDI/Food Processing Division (FPD)/Visitor's Lounge		
7) External/Internal Customer Satisfaction Measurement form, QMS-F2 (1 original)		ITDI/Food Processing Division (FPD)/Visitor's Lounge		
CLIENT STEPS	AGENCY ACTION	FEES TO BE PAID	PROCESSING TIME	PERSON RESPONSIBLE
1. Inquiry (sample specifications shall be discussed during inquiry).	1.1 Assist client on their inquiry.	None	20 Minutes	SRS II, SRA FPD – Product Development Section
2. Submit <i>Letter of Intent</i> with client's contact details addressed to ITDI Director.  For student, letter must include school logo and duly signed by adviser/teacher.	2.1 Reply confirmation for receiving the letter and forward to researcher and section head concerned.	None	5 Minutes	Sr SRS, SRS II, SRS I, SRA FPD – Product Development Section
3. Provide schedule confirmation for conduct of service.	3.1 Check available schedule and confirm scheduled date to client.	None	1 Day (paused-clock)	Sr SRS, SRS II, SRS I, SRA FPD – Product Development Section
	3.2 Conduct preparations/facility maintenance for the service requested.	None		Sr SRS, SRS II, SRS I, SRA FPD – Product Development Section
4. Fill-out customer section on ITDI-F2 via	4. Give a copy of ITDI-F2 to client.	None	2 Minutes	SRS II, SRA, Sc. Aide FPD






Technical Service Information System.				
5. Submit duly accomplished ITDI-F2 to Researcher concerned for.	5.1 Review / Check entries in the accomplished form, researcher shall affix signature before the Division Chief / OIC signs.	None	2 Minutes	<i>SRS II SRA, Section Head, SRS I, Sc.Aide FPD Chief/OIC FPD – Office of the Chief</i>
	5.2 Processing of order of payment at Accounting	None	7 Minutes	<i>Administrative Officer IV Accounting Section</i>
6. Pay the required fees	6. Issue official receipt.	Regular Rate: PHP 1,122.00 Student Rate: PHP 898.00	5 Minutes	<i>Administrative Officer III - Cashier</i>
7. Present OR and ITDI-F2 to researcher and submit sample to Researcher concerned	7.1 Photocopy OR and ITDI-F2 and receive sample	None		<i>SRS I, Sc. Aide FPD</i>
	7.2 Concerned researcher conduct service	None	2 days (paused-clock)	<i>SRS II, SRA FPD – Product Development Section</i>
8. Return to Researcher concerned for the release of accomplishment report and product (if there is a product produced)	8. Issue accomplishment report and product (if there is a product produced)	None	5 Minutes	<i>SRS II, SRA, Sc. Aide FPD</i>
9. Fill-out QMS-F2.	9.1 Receive the duly accomplished QMS-F2.	None	2 Minutes	<i>SRS II, SRA, Sc. Aide FPD</i>



<b>TOTAL:</b>	<b>Regular Rate: PHP 1,122.00 Student Rate: PHP 898.00</b>	<b>3 Days, and 48 Minutes (with paused-clock)</b>	
---------------	--	---	--


Service is covered under AO No. 003 s2015.




## 2. Moisture Analysis

The moisture content is determined by measuring the mass of a food before and after the water is removed by evaporation.


<b>Office or Division:</b>	Food Processing Division	
<b>Classification:</b>	Complex	
<b>Type of Transaction:</b>	G2C – Government to General Public G2B – Government to Business G2G – Government to Government	
<b>Who may avail:</b>	All	
	<b>CHECKLIST OF REQUIREMENTS</b>	<b>WHERE TO SECURE</b>
	1) Letter of Intent (1 original)	Client
	2) Sample (approx. 50 grams per sample)	Client
	3) Request for Technical Service form, ITDI-F2 (3 original printed copies) via Technical Service Information System (TSIS)	ITDI/Food Processing Division (FPD)/Visitor's Lounge
	4) Order of Payment (1 original)	ITDI/Finance and Management Division (FMD), 2 <sup>nd</sup> floor NML Building/Accounting Section
	5) Official Receipt (1 original, 1 photocopy)	ITDI/Finance and Management Division (FMD), 2 <sup>nd</sup> floor NML Building/Cashier Section
	6) Accomplishment report (1 original, 2 photocopies)	ITDI/Food Processing Division (FPD)/Visitor's Lounge
	7) External/Internal Customer Satisfaction Measurement Form, QMS-F2 (1 original)	ITDI/Food Processing Division (FPD)/Visitor's Lounge



CLIENT STEPS	AGENCY ACTION	FEEES TO BE PAID	PROCESSING TIME	PERSON RESPONSIBLE
1. Inquiry (sample specifications shall be discussed during inquiry).	1.1 Assist client on their inquiry.	None	20 Minutes	SRS II, SRA FPD – Product Development Section
2. Submit <i>Letter of Intent</i> with client’s contact details addressed to ITDI Director.  For student, letter must include school logo and duly signed by adviser/teacher.	2.1 Reply confirmation for receiving the letter and forward to researcher and section head concerned.	None	5 Minutes	Sr SRS, SRS II, SRS I, SRA FPD – Product Development Section
3. Provide schedule confirmation for conduct of service.	3.1 Check available schedule and confirm scheduled date to client.  3.2 Conduct preparations/facility maintenance for the service requested.	None  None	1 Day (paused-clock)	Sr SRS, SRS II, SRS I, SRA FPD – Product Development Section  Sr SRS, SRS II, SRS I, SRA FPD – Product Development Section
4. Fill-out customer section on ITDI-F2 via Technical Service Information System (TSIS).	4.1 Give a copy of ITDI-F2 to client.	None	2 Minutes	SRS II, SRA, Sc. Aide FPD



5. Submit duly accomplished ITDI-F2 to Researcher concerned for.	5.1 Review / Check entries in the accomplished form, researcher shall affix signature before the Division Chief / OIC signs.	None	2 Minutes	SRS II SRA, Section Head, SRS I, Sc.Aide FPD Chief/OIC FPD – Office of the Chief
	5.2 Processing of order of payment at Accounting	None	7 Minutes	Administrative Officer IV Accounting Section
6. Pay the required fees.	6.1 Issue official receipt.	Regular Rate: PHP 414.00 Student Rate: PHP 331.00	5 Minutes	Administrative Officer III - Cashier
7. Present OR and ITDI-F2 to researcher and submit sample to Researcher concerned.	7.1 Photocopy OR and ITDI-F2 and receive sample.	None	2 Days (paused-clock)	Sc. Aide FPD
	Concerned researcher conduct service.	None		SRS II, SRA FPD – Product Development Section
8. Return to Researcher concerned for the release of accomplishment report and product (if there is a product produced).	8.1 Issue accomplishment report and product (if there is a product produced).	None	5 Minutes	SRS II, SRA, Sc. Aide FPD
9. Fill-out QMS-F2.	9.1 Receive the duly accomplished QMS-F2.	None	2 Minutes	SRS II, SRA, Sc. Aide FPD
<b>TOTAL:</b>		<b>Regular Rate: PHP 414.00</b>	<b>3 Days, and 48 Minutes</b>	



	<b>Student Rate: PHP 331.00</b>	<b>(with paused-clock)</b>	
--	-------------------------------------	--------------------------------	--


Service is covered under AO No. 003 s2015.



### 3. Sensory Evaluation – Preference Ranking


In preference ranking, the consumers (or untrained sensory panelists) are asked to rank food products sample(s) in either descending or ascending order of preference or liking. Sensory panelists are usually not allowed to have ties in the ranking of food product sample(s) being evaluated; thus, this method is usually a forced choice.

<b>Office or Division:</b>	Food Processing Division	
<b>Classification:</b>	Complex	
<b>Type of Transaction:</b>	G2C – Government to General Public G2B – Government to Business G2G – Government to Government	
<b>Who may avail:</b>	All	
	<b>CHECKLIST OF REQUIREMENTS</b>	<b>WHERE TO SECURE</b>
	1) Letter of intent (1 original)	Client
	2) Sample (500grams/product)	Client
	3) Request for Technical Service form, ITDI-F2 (1 original, 3 photocopies)	ITDI/Food Processing Division (FPD)/Visitor's Lounge
	4) Order of payment (1 original)	ITDI/2 <sup>nd</sup> floor NML Bldg./Accounting Section
	5) Official receipt (1 original, 1 photocopy for FPD)	ITDI/2 <sup>nd</sup> floor NML Bldg./Cashier
	6) Accomplishment report (1 original for client, 2 photocopies for Researcher/Section and Division concerned)	ITDI/Food Processing Division (FPD)/Visitor's Lounge
	7) Customer satisfaction Measurement form, QMS-F2 rev. 2 (1 original)	ITDI/Food Processing Division (FPD)/Visitor's Lounge




<b>CLIENT STEPS</b>	<b>AGENCY ACTION</b>	<b>FEES TO BE PAID</b>	<b>PROCESSING TIME</b>	<b>PERSON RESPONSIBLE</b>
1. Inquiry (sample specifications shall be discussed during inquiry).	1.1 Assist client on their inquiry.	None	20 Minutes	SRS II, SRA FPD – Product Development Section
2. Submit <i>Letter of Intent</i> with client's contact details addressed to ITDI Director.  For student, letter must include school logo and duly signed by adviser/teacher.	2.1 Reply confirmation for receiving the letter and forward to researcher and section head concerned.	None	5 Minutes	SrSRS, SRS II, SRS I, SRA FPD – Product Development Section
3. Provide schedule confirmation for conduct of service	3.1 Check available schedule for the submission of client's samples.	None	1 Day (paused-clock)	SrSRS, SRS II, SRS I, SRA FPD – Product Development Section
4. Fill-out customer section on ITDI-F2.	4.1 Give a copy of ITDI-F2 to client.	None	2 Minutes	SRS II SRA, Sc.Aide FPD
5. Submit duly accomplished ITDI-F2 to Researcher concerned for .	5.1 Receive the duly accomplished ITDI-F2.	None	2 Minutes	SRS II SRA, Sc.Aide FPD
	5.2 Check entry and fill-out ITDI section in ITDI-F2.	None		SRS II SRA, Sc.Aide FPD
	5.3 Researcher concerned will sign ITDI-F2 including	None		SRS II SRA, Sc.Aide FPD






	<p>agreed schedule of service.</p> <p>5.4 Division Chief/OIC/Section Head will sign ITDI-F2.</p> <p>5.5 Control numbering at FPD – OC.</p> <p>5.6 Processing of order of payment at Accounting.</p>	<p>None</p> <p>None</p> <p>None</p>	<p>7 Minutes</p>	<p><i>Chief/OIC, Section Head, SRS I, Sc.Aide FPD</i></p> <p><i>SRS I, Sc.Aide FPD – Office of the Chief</i></p> <p><i>Administrative Officer IV Accounting Section</i></p>
6. Pay the required fees.	6.1 Issue official receipt.	<p>Regular Rate: PHP10,905</p> <p>Student Rate: PHP9,020</p>	5 Minutes	<i>Administrative Officer III - Cashier</i>
7. Present OR and ITDI-F2 to researcher and submit sample to Researcher concerned.	<p>7. 1 Photocopy OR and ITDI-F2 (4 copies) and receive sample</p> <p>Concerned researcher conduct service.</p>	<p>None</p> <p>None</p>	<p>2 Days (paused-clock)</p>	<p><i>SRS I, Sc.Aide FPD – Office of the Chief</i></p> <p><i>SRS II, SRA FPD – Product Development Section</i></p>
8. Return to Researcher concerned for the release of accomplishment report and product (if there is a product produced).	8.1 Issue accomplishment report and product (if there is a product produced).	None	5 Minutes	<i>SRS II, SRA FPD – Product Development Section</i>



9. Fill-out QMS-F2 rev. 2	9.1 Receive the duly accomplished QMS-F2 rev. 2.	None	2 Minutes	<i>SRS II</i> <i>SRA, Sc.Aide</i> <i>FPD</i>
<b>TOTAL:</b>		<b>Regular Rate PHP1,900</b> <b>Student Rate PHP1,520</b>	<b>3 Days, and 48 Minutes (with paused-clock)</b>	


Service Name is qualified for multi-stage process.  
Service is covered under AO No. 003 s2015




#### 4. Shelf-Life Validation (Comparative Evaluation of Retained Samples-MC, $a_w$ at CMC)

This type of shelf life analysis is conducted for products with retained samples. Different age (0 to target end of shelf life, at least 4 points) of products will be evaluated using the same parameters and the shelf life will be estimated based on these results. The assumption is that each batch underwent same process of preparations.


<b>Office or Division:</b>	Food Processing Division			
<b>Classification:</b>	Highly Technical			
<b>Type of Transaction:</b>	G2C – Government to General Public G2B – Government to Business G2G – Government to Government			
<b>Who may avail:</b>	All			
<b>CHECKLIST OF REQUIREMENTS</b>		<b>WHERE TO SECURE</b>		
1) Letter of intent (1 original)		Client		
2) Sample (500grams/product)		Client		
3) Request for Technical Service form, ITDI-F2 (1 original, 3 photocopies)		ITDI/Food Processing Division (FPD)/Visitor's Lounge		
4) Order of payment (1 original)		ITDI/2 <sup>nd</sup> floor NML Bldg./Accounting Section		
5) Official receipt (1 original, 1 photocopy for FPD)		ITDI/2 <sup>nd</sup> floor NML Bldg./Cashier		
6) Accomplishment report (1 original for client, 2 photocopies for Researcher/Section and Division concerned)		ITDI/Food Processing Division (FPD)/Visitor's Lounge		
7) Customer satisfaction Measurement form, QMS-F2 rev. 2 (1 original)		ITDI/Food Processing Division (FPD)/Visitor's Lounge		
<b>CLIENT STEPS</b>	<b>AGENCY ACTION</b>	<b>FEES TO BE PAID</b>	<b>PROCESSING TIME</b>	<b>PERSON RESPONSIBLE</b>



10. Inquiry (sample specifications shall be discussed during inquiry).	1.1 Assist client on their inquiry.	None	20 Minutes	SRS II, SRA FPD – Product Development Section
11. Submit <i>Letter of Intent</i> with client's contact details addressed to ITDI Director.  For student, letter must include school logo and duly signed by adviser/teacher.	2.1 Reply confirmation for receiving the letter and forward to researcher and section head concerned.	None	5 Minutes	SrSRS, SRS II, SRS I, SRA FPD – Product Development Section
12. Provide schedule confirmation for conduct of service	3.1 Check available schedule for the submission of client's samples.	None	1 Day (paused-clock)	SrSRS, SRS II, SRS I, SRA FPD – Product Development Section
13. Fill-out customer section on ITDI-F2.	4.1 Give a copy of ITDI-F2 to client.	None	2 Minutes	SRS II SRA, Sc.Aide FPD
14. Submit duly accomplished ITDI-F2 to Researcher concerned for .	5.1 Receive the duly accomplished ITDI-F2.	None	2 Minutes	SRS II SRA, Sc.Aide FPD
	5.2 Check entry and fill-out ITDI section in ITDI-F2.	None		SRS II SRA, Sc.Aide FPD
	5.3 Researcher concerned will sign ITDI-F2 including agreed schedule of service.	None		SRS II SRA, Sc.Aide FPD



	5.4 Division Chief/OIC/Section Head will sign ITDI-F2.	None		<i>Chief/OIC, Section Head, SRS I, Sc.Aide FPD</i>
	5.5 Control numbering at FPD – OC.	None		<i>SRS I, Sc.Aide FPD – Office of the Chief</i>
	5.6 Processing of order of payment at Accounting.	None	7 Minutes	<i>Administrative Officer/IV Accounting Section</i>
15. Pay the required fees.	6.1 Issue official receipt.	Regular Rate: PHP10,905 Student Rate: PHP9,020	5 Minutes	<i>Administrative Officer III - Cashier</i>
16. Present OR and ITDI-F2 to researcher and submit sample to Researcher concerned.	7. 1 Photocopy OR and ITDI-F2 (4 copies) and receive sample	None		<i>SRS I, Sc.Aide FPD – Office of the Chief</i>
	Concerned researcher conduct service.	None	66 Days (paused-clock)	<i>SRS II, SRA FPD – Product Development Section</i>
17. Return to Researcher concerned for the release of accomplishment report and product (if there is a product produced).	8.1 Issue accomplishment report and product (if there is a product produced).	None	5 Minutes	<i>SRS II, SRA FPD – Product Development Section</i>
18. Fill-out QMS-F2 rev. 2	9.1 Receive the duly accomplished QMS-F2 rev. 2.	None	2 Minutes	<i>SRS II SRA, Sc.Aide FPD</i>



<b>TOTAL:</b>	Regular Rate PHP10,905 Student Rate PHP9,020	67 Days, and 48 Minutes (with paused-clock)	
---------------	---	---	--


Service Name is qualified for multi-stage process.  
Service is covered under AO No. 003 s2015



## 5. Shelf-Life Validation (Moisture Acceleration Method Using Novasina)


This type of analysis is for powder samples packed in flexible packaging materials. The product to be analyzed should have passed the microbiological tests and the moisture content must be equal to the specified Moisture Content of the product based on Philippine National Standards (PNS) if available.

<b>Office or Division:</b>	Food Processing Division			
<b>Classification:</b>	Highly Technical			
<b>Type of Transaction:</b>	G2C – Government to General Public G2B – Government to Business G2G – Government to Government			
<b>Who may avail:</b>	All			
<b>CHECKLIST OF REQUIREMENTS</b>		<b>WHERE TO SECURE</b>		
Letter of intent (1 original)		Client		
Sample (1 kg/sample)		Client		
Request for Technical Service form, ITDI-F2 (1 original, 3 photocopies)		ITDI/Food Processing Division (FPD)/Visitor's Lounge		
Order of payment (1 original)		ITDI/2 <sup>nd</sup> floor NML Bldg./Accounting Section		
Official receipt (1 original, 1 photocopy for FPD)		ITDI/2 <sup>nd</sup> floor NML Bldg./Cashier		
Accomplishment report (1 original for client, 2 photocopies for Researcher/Section and Division concerned)		ITDI/Food Processing Division (FPD)/Visitor's Lounge		
Customer Satisfaction Measurement form, QMS-F2 rev. 2 (1 original)		ITDI/Food Processing Division (FPD)/Visitor's Lounge		
<b>CLIENT STEPS</b>	<b>AGENCY ACTION</b>	<b>FEES TO BE PAID</b>	<b>PROCESSING TIME</b>	<b>PERSON RESPONSIBLE</b>
1. Inquiry (sample specifications shall	1.1 Assist client on their inquiry.	None	20 Minutes	SRS II, SRA




be discussed during inquiry).				FPD – Product Development Section
2. Submit <i>Letter of Intent</i> with client's contact details addressed to ITDI Director.  For student, letter must include school logo and duly signed by adviser/teacher.	2.1 Reply confirmation for receiving the letter and forward to researcher and section head concerned.	None	5 Minutes	SrSRS, SRS II, SRS I, SRA FPD – Product Development Section
3. Provide schedule confirmation for conduct of service.	3.1 Check available schedule for the submission of client's samples.	None	1 Day (paused-clock)	SrSRS, SRS II, SRS I, SRA FPD – Product Development Section
4. Fill-out customer section on ITDI-F2.	4.1 Give a copy of ITDI-F2 to client.	None	2 Minutes	SRS II SRA, Sc.Aide FPD
5. Submit duly accomplished ITDI-F2 to Researcher concerned for.	5.1 Receive the duly accomplished ITDI-F2.	None	2 Minutes	SRS II SRA, Sc.Aide FPD
	5.2 Check entry and fill-out ITDI section in ITDI-F2.	None		SRS II SRA, Sc.Aide FPD
	5.3 Researcher concerned will sign ITDI-F2 including agreed schedule of service.	None		SRS II SRA, Sc.Aide FPD






	5.4 Division Chief/OIC/Section Head will sign ITDI-F2.	None		<i>Chief/OIC, Section Head, SRS I, Sc.Aide FPD</i>
	5.5 Control numbering at FPD – OC.	None		<i>SRS I, Sc.Aide FPD – Office of the Chief</i>
	5.6 Processing of order of payment at Accounting.	None	7 Minutes	<i>Administrative Officer IV Accounting Section</i>
6. Pay the required fees.	6.1 Issue official receipt.	Regular Rate: PHP29,260 Student Rate: PHP23,407	5 Minutes	<i>Administrative Officer III - Cashier</i>
7. Present OR and ITDI-F2 to researcher and submit sample to Researcher concerned	7. 1 Photocopy OR and ITDI-F2 (4 copies) and receive sample.	None		<i>SRS I, Sc.Aide FPD – Office of the Chief</i>
	Concerned researcher conduct service.	None	88 Days (paused-clock)	<i>SRS II, SRA FPD – Product Development Section</i>
8. Return to Researcher concerned for the release of accomplishment report and product (if there is a product produced)	8.1 Issue accomplishment report and product. (if there is a product produced).	None	5 Minutes	<i>SRS II, SRA FPD – Product Development Section</i>



9. Fill-out QMS-F2 rev. 2	9.1 Receive the duly accomplished QMS-F2 rev. 2.	None	2 Minutes	SRS II SRA, Sc.Aide FPD
<b>TOTAL:</b>		<b>Regular Rate: PHP29,260 Student Rate: PHP23,407</b>	<b>89 Days, and 48 Minutes (with paused- clock)</b>	


Service Name is qualified for multi-stage process.  
Service is covered under AO No. 003 s2015




## 6. Texture Measurement

Texture testing has applications across a wide range of food types, including baked goods, cereals, confectionaries, snacks, dairy, fruits, vegetables, gelatins, meat, poultry, fish, pasta, and even pet food. Since texture is a property related to the sense of touch, it can be measured easily by mechanical methods in units such as force. In food texture testing, standard tests such as compression, tension, and flexure are used to measure hardness, crispiness, crunchiness, softness, springiness, tackiness, and other properties of food.


<b>Office or Division:</b>	Food Processing Division	
<b>Classification:</b>	Complex	
<b>Type of Transaction:</b>	G2C – Government to General Public G2B – Government to Business G2G – Government to Government	
<b>Who may avail:</b>	All	
	<b>CHECKLIST OF REQUIREMENTS</b>	<b>WHERE TO SECURE</b>
	1) Letter of Intent (1 original)	Client
	2) Sample (approx. 50 grams per sample)	Client
	3) Request for Technical Service form, ITDI-F2 (3 original printed copies) via Technical Service Information System (TSIS)	ITDI/Food Processing Division (FPD)/Visitor's Lounge
	4) Order of Payment (1 original)	ITDI/Finance and Management Division (FMD), 2 <sup>nd</sup> floor NML Building/Accounting Section
	5) Official Receipt (1 original, 1 photocopy)	ITDI/Finance and Management Division (FMD), 2 <sup>nd</sup> floor NML Building/Cashier Section
	6) Accomplishment report (1 original, 2 photocopies)	ITDI/Food Processing Division (FPD)/Visitor's Lounge
	7) External/Internal Customer Satisfaction Measurement form, QMS-F2 (1 original)	ITDI/Food Processing Division (FPD)/Visitor's Lounge



CLIENT STEPS	AGENCY ACTION	FEES TO BE PAID	PROCESSING TIME	PERSON RESPONSIBLE
1. Inquiry (sample specifications shall be discussed during inquiry).	1.1 Assist client on their inquiry.	None	20 Minutes	SRS II, SRA FPD – Product Development Section
2. Submit <i>Letter of Intent</i> with client's contact details addressed to ITDI Director.  For student, letter must include school logo and duly signed by adviser/teacher.	2.1 Reply confirmation for receiving the letter and forward to researcher and section head concerned.	None	5 Minutes	Sr SRS, SRS II, SRS I, SRA FPD – Product Development Section
3. Provide schedule confirmation for conduct of service.	3.1 Check available schedule and confirm scheduled date to client.	None	1 Day (paused-clock)	Sr SRS, SRS II, SRS I, SRA FPD – Product Development Section
	3.2 Conduct preparations/facility maintenance for the service requested.	None		Sr SRS, SRS II, SRS I, SRA FPD – Product Development Section
4. Fill-out customer section on ITDI-F2 via Technical Service Information System (TSIS).	4. Give a copy of ITDI-F2 to client.	None	2 Minutes	SRS II, SRA, Sc. Aide FPD
5. Submit duly accomplished ITDI-F2 to Researcher concerned for.	5.1 Review / Check entries into the accomplished form,	None	2 Minutes	SRS II SRA, Section Head, SRS I, Sc.Aide FPD Chief/OIC




	<p>researcher shall affix signature before the Division Chief / OIC signs.</p> <p>5.2 Processing of order of payment at Accounting</p>	None	7 Minutes	<p>FPD – Office of the Chief</p> <p><i>Administrative Officer IV</i> Accounting Section</p>
6. Pay the required fees.	6. Issue official receipt.	<p>Regular Rate: PHP 1,352.00</p> <p>Student Rate: PHP 1,082.00</p>	5 Minutes	<i>Administrative Officer III</i> - Cashier
7. Present OR and ITDI-F2 to researcher and submit sample to Researcher concerned.	<p>7.1 Photocopy OR and ITDI-F2 and receive sample.</p> <p>Concerned researcher conduct service and prepare accomplishment report.</p>	<p>None</p> <p>None</p>	2 Days (paused-clock)	<p><i>SRS I, Sc. Aide</i> FPD</p> <p><i>SRS II, SRA</i> FPD – Product Development Section</p>
8. Return to Researcher concerned for the release of accomplishment report and product (if there is a product produced).	8. Issue accomplishment report and product. (if there is a product produced)	None	5 Minutes	<i>SRS II, SRA, Sc. Aide</i> FPD
9. Fill-out QMS-F2. rev2	9.1 Receive the duly accomplished QMS-FPD-F2.	None	2 Minutes	<i>SRS II, SRA, Sc. Aide</i> FPD



<b>TOTAL:</b>	<b>Regular Rate: PHP 1,352.00 Student Rate: PHP 1,082.00</b>	<b>3 Days, and 48 Minutes (with paused-clock)</b>	
---------------	--	---	--


Service is covered under AO No. 003 s2015.



## 7. Thermal Validation Services


These services include Heat Distribution Test (in-house and on-site), Heat Penetration Test (in-house and on-site), and Lethality Monitoring during Thermal Processing. These are conducted using the calibrated thermal validation system of the division, as applicable to the food samples or thermal food processing equipment of the customer.

<b>Office or Division:</b>	Food Processing Division (FPD)	
<b>Classification:</b>	Complex	
<b>Type of Transaction:</b>	G2C – Government to Client G2B – Government to Business G2G – Government to Government	
<b>Who may avail:</b>	All	
	<b>CHECKLIST OF REQUIREMENTS</b>	<b>WHERE TO SECURE</b>
	Letter of Intent (1 original) ✓ Includes company logo or school logo (duly signed by adviser/teacher), as applicable, and contact details	Customer
	Samples or Equipment to be tested: <i>For Heat Distribution Test</i> ✓ Well-maintained and calibrated equipment, product samples for full capacity loading of the equipment (retort, autoclave, pasteurizer or steamer box) <i>For Heat Penetration Test</i> ✓ 22 total actual product samples, remaining product samples for full capacity loading of the equipment <i>For Lethality Monitoring during Thermal Processing</i>	




✓ Six (6) total actual product samples, remaining product samples for full capacity loading of the equipment				
Request for Technical Service form, ITDI-F2 (1 original, 2 photocopies)		ITDI/Food Processing Division (FPD), Visitor's Lounge		
Order of Payment (1 original)		ITDI/Finance and Management Division (FMD), 2 <sup>nd</sup> floor NML Building/Accounting Section		
Official Receipt (1 original)		ITDI/Finance and Management Division (FMD), 2 <sup>nd</sup> floor NML Building/Cashier Section		
External/Internal Customer Satisfaction Measurement form, QMS-F2 rev.2 (1 original)		ITDI/Food Processing Division (FPD), Visitor's Lounge		
CLIENT STEPS	AGENCY ACTION	FEES TO BE PAID	PROCESSING TIME	PERSON RESPONSIBLE
1. Inquiry	1. Attend to customer inquiry, including discussion of the scope and procedure of test	None	30 minutes	<i>SrSRS, SRS II, SRS I, SRAsst. FPD</i>
2. Prepare and submit <i>Letter of Intent</i> addressed to ITDI Director	2. Reply confirmation for receiving the letter and forward to section head and researcher concerned	None	5 minutes	<i>SrSRS, SRS II, SRS I, SRAsst. FPD</i>
3. Provide schedule confirmation for conduct of pre-service inspection or site visit (especially for on-site services), and actual conduct of service	3.1 Check available schedule and confirm to customer	None	5 minutes	<i>SrSRS, SRS II, SRS I, SRAsst. FPD</i>
	3.2. Conduct scheduled pre-service inspection or site visit	None	1 day	
	3.3 Conduct service preparations	None	1 day	






4. Fill-out and submit duly accomplished ITDI-F2 to researcher concerned	4.1 Give a copy of ITDI-F2 to client	None	3 Minutes	<i>SRS II, SRS I, SRAsst., Sc.Aide</i> FPD
	4.2 Receive duly accomplished ITDI-F2	None	2 Minutes	
	4.3 Check entry and fill-out ITDI section	None	1 Minute	
	4.4 Researcher concerned will signed ITDI-F2	None	1 Minute	<i>SrSRS, SRS II, SRS I</i> FPD
	4.5 Division Chief/OIC and Section Head will sign ITDI-F2	None	3 Minutes	<i>Division Chief/OIC, Section Head, FPD</i>
5. Proceed to FMD for processing of Order of Payment	5.1 Processing of Order of Payment at Accounting	None	7 minutes	<i>Administrative Officer IV</i> Accounting Section
6. Pay the required fees	6. Issue Official Receipt	Fees vary depending on the service availed. Refer to 'List of FPD Technical Services thru Standardized Fees'	5 minutes	<i>Administrative Officer III -</i> Cashier
7. Present Official Receipt, ITDI-F2 and submit samples/equipment to be tested	7.0 Check and Photocopy OR and ITDI-F2	None	1 Minute	<i>SRS I, Sc.Aide</i> Office of the Chief, FPD
	7.1 Receive samples/equipment and check completeness	None	2 Minutes	



	7.2 Conduct service availed	None	1 Day	
	7.3 Prepare service report	None	1 Day	
8. Return to researcher concerned to receive and claim service report	8.1 Issue receiving copy of the service report	None	5 Minutes	<i>SrSRS, SRS II, SRS I, FPD</i>
	8.2 Give brief explanation of the service report and answer any queries of customer regarding the results/service report	None	1 Hour	
9. Fill-out QMS-F2 rev.2	9.1 Receive duly accomplished FM-QMS-F2 rev.2	None	2 Minutes	<i>SRS II, SRS I, SRAsst., Sc.Aide FPD</i>
<b>TOTAL:</b>		Fees vary depending on the service availed. Refer to 'List of FPD Technical Services thru Standardized Fees'	4 days, 2 hours and 12 minutes	


Thermal Validation Services qualified for complex processing.  
Service is covered under AO No. 003 s2015.




## 8. Use of Facilities

These services include various food processing facilities and equipment available at FPD Pilot Plant that the customer may avail for in-house rental use.


<b>Office or Division:</b>	Food Processing Division (FPD)	
<b>Classification:</b>	Complex	
<b>Type of Transaction:</b>	G2C – Government to Client G2B – Government to Business G2G – Government to Government	
<b>Who may avail:</b>	All	
	<b>CHECKLIST OF REQUIREMENTS</b>	<b>WHERE TO SECURE</b>
	Letter of Intent (1 original) ✓ Includes company logo or school logo (duly signed by adviser/teacher), as applicable, and contact details	Customer
	Food-grade Samples to process:  <i>For Band Sealer</i> ✓ Approx. 300 samples per hour <i>For Basket Centrifuge</i> ✓ Approx. 50 kilograms sample per hour <i>For Cacao Roaster Machine</i> ✓ Up to 10 kilograms cacao beans per batch, approx. 4 batches per day run	




<p><i>For Colloid Mill</i></p> <ul style="list-style-type: none"><li>✓ Approx. 20 liters per hour</li></ul> <p><i>For DOST-developed Freeze Dryer (1-day/2-day/3-day/4-day operation)</i></p> <ul style="list-style-type: none"><li>✓ Up to 4 kilograms sample</li></ul> <p><i>For DOST-developed Vacuum Fryer</i></p> <ul style="list-style-type: none"><li>✓ Up to 10 kilograms per batch, approx. 4 batches per day run</li></ul> <p><i>For DOST-developed Water Retort</i></p> <ul style="list-style-type: none"><li>✓ Approx. 80 product samples in bottle per batch, 4 batches per day run</li></ul> <p><i>For Drum Drying Facilities</i></p> <ul style="list-style-type: none"><li>✓ Approx. 100 liters sample per day run</li></ul> <p><i>For Extractor or Screw Press</i></p> <ul style="list-style-type: none"><li>✓ Approx. 20 kilograms sample per hour</li></ul> <p><i>For Vinegar Processing Using Acetator Kit</i></p> <ul style="list-style-type: none"><li>✓ Approx. 180 liters per day run</li></ul> <p><i>For FIC Electric Cabinet Dryer</i></p> <ul style="list-style-type: none"><li>✓ Up to 60 kilograms sample</li></ul> <p><i>For Homogenizer</i></p> <ul style="list-style-type: none"><li>✓ Approx. 20 liters sample per hour</li></ul> <p><i>For Hydraulic Press</i></p> <ul style="list-style-type: none"><li>✓ Approx. 30 kilograms sample per hour</li></ul> <p><i>For Pin Mill</i></p> <ul style="list-style-type: none"><li>✓ Approx. 20 kilograms sample per hour</li></ul> <p><i>For Pressure Canner</i></p> <ul style="list-style-type: none"><li>✓ Approx. 30 product samples in bottle per batch, 4 batches per day run</li></ul> <p><i>For Rotavapor and Refractometer</i></p> <ul style="list-style-type: none"><li>✓ Approx. 500 ml per sample</li></ul> <p><i>For Semi-Automatic Metal Can Seamer</i></p>	
--	--




<ul style="list-style-type: none"> <li>✓ Approx. 120 cans per hour <i>For Spray Drying Facilities (small)</i></li> <li>✓ Approx. 15 liters sample per day run <i>For Steam Jacketed Kettle (small)</i></li> <li>✓ Approx. 30 liters sample per batch, 4 batches per day run <i>For Steam Jacketed Kettle with Stirrer (150-L capacity)</i></li> <li>✓ Approx. 150 liters sample per batch, 4 batches per day run <i>For Vacuum Frying Facilities</i></li> <li>✓ Approx. 5 kilograms sample per batch, 5 batches per day run <i>For Vacuum Sealer</i></li> <li>✓ Approx. 240 product samples per hour</li> </ul>				
Request for Technical Service form, ITDI-F2 (1 original, 2 photocopies)	ITDI/Food Processing Division (FPD), Visitor's Lounge			
Order of Payment (1 original)	ITDI/Finance and Management Division (FMD), 2 <sup>nd</sup> floor NML Building/Accounting Section			
Official Receipt (1 original, 1 photocopy)	ITDI/Finance and Management Division (FMD), 2 <sup>nd</sup> floor NML Building/Cashier Section			
Production Data Form (1 original)	ITDI/Food Processing Division (FPD), Visitor's Lounge			
External/Internal Customer Satisfaction Measurement form, QMS-F2 rev.2 (1 original)	ITDI/Food Processing Division (FPD), Visitor's Lounge			
CLIENT STEPS	AGENCY ACTION	FEES TO BE PAID	PROCESSING TIME	PERSON RESPONSIBLE



1. Inquiry	1.1 Attend to customer inquiry, including discussion of scope and procedure for use of facilities  1.2 Conduct facility tour, as necessary	None	30 minutes	<i>SrSRS, SRS II, SRS I, SRAst.</i> FPD
2. Prepare and submit <i>Letter of Intent</i> addressed to ITDI Director	2. Reply confirmation for receiving the letter and forward to section head and researcher concerned	None	5 minutes	<i>SrSRS, SRS II, SRS I, SRAst.</i> FPD
3. Provide schedule confirmation for conduct of service	3.1 Check available schedule of the facility, researcher assigned & operator, and confirm to customer	None	1 day	<i>SrSRS, SRS II, SRS I, SRAst.</i> FPD
	3.2 Conduct service preparations	None	1 day	
4. Fill-out customer section on ITDI-F2 and submit duly accomplished ITDI-F2 to researcher concerned	4.1 Give a copy of ITDI-F2 to client	None	3 Minutes	<i>SRS II, SRS I, SRAst., Sc.Aide</i> FPD
	4.2 Receive duly accomplished ITDI-F2	None	2 Minutes	
	4.3 Check entry and fill-out ITDI section	None	1 Minute	
	4.4 Researcher concerned will sign ITDI-F2	None	1 Minute	<i>SrSRS, SRS II, SRS I</i> FPD




	4.5 Division Chief/OIC and Section Head will sign ITDI-F2	None	1 Minute	<i>Division Chief/OIC, Section Head, FPD</i>
5. Proceed to FMD for processing of Order of Payment	5.1 Processing of Order of Payment at Accounting	None	7 minutes	<i>Administrative Officer IV Accounting Section</i>
6. Pay the required fees	6. Issue Official Receipt	Fees vary depending on the service availed. Refer to 'List of FPD Technical Services thru Standardized Fees'	5 minutes	<i>Administrative Officer III - Cashier</i>
7. Present Official Receipt and ITDI-F2  Submit samples to be processed	7.1 Check and Photocopy OR and ITDI-F2	None	1 minute	<i>SRS I, Sc.Aide Office of the Chief, FPD</i>
	7.2 Receive and check samples	None	2 minutes	<i>SrSRS, SRS II, SRS I FPD</i>
	7.3 Conduct service availed	None	1 day	
8. Accomplish and submit Production Data Form and receive product samples/output	8.1 Check entry of submitted Production Data Form	None	5 minutes	<i>SrSRS, SRS II, SRS I FPD</i>
	8.2 Issue product samples/output	None	1 minute	



9. Fill-out QMS-FPD-F2	9. Receive duly accomplished FM-QMS-F2 rev.2	None	2 minutes	<i>SRS II, SRS I, SRAsst., Sc.Aide FPD</i>
<b>TOTAL:</b>		Fees vary depending on the service availed. Refer to 'List of FPD Technical Services thru Standardized Fees'	3 days, 1 hour and 6 minutes	

Service is covered under AO No. 003 s2015.






## 9. Use of Facilities for the Halal Food R&D Facility

These services include various food processing facilities and equipment available at Halal Food R&D Facility that the customer may avail for in-house rental use.


<b>Office or Division:</b>	Food Processing Division (FPD)	
<b>Classification:</b>	Simple	
<b>Type of Transaction:</b>	G2C – Government to Client G2B – Government to Business G2G – Government to Government	
<b>Who may avail:</b>	All	
<b>CHECKLIST OF REQUIREMENTS</b>		<b>WHERE TO SECURE</b>
Letter of Intent (1 original) ✓ Includes company logo or school logo (duly signed by adviser/teacher), as applicable, and contact details		Client
Halal Food-grade Samples to process:  <i>For Cabinet Dryer</i> ✓ Approx. 24 kilograms samples per loading for 8 hours <i>For Grinder / Pulverizer</i> ✓ Approx. 5 kilograms samples per loading for 8 hours <i>For Spiral Mixer</i> ✓ Up to 8 kilograms samples per loading for 8 hours <i>For Baking Oven</i> ✓ Approx. 3.6 kilograms samples per loading for 8 hours <i>For Bread Slicer</i>		




<ul style="list-style-type: none"> <li>✓ Up to 30 loaves per hour for 8 hours</li> </ul> <p><i>For Dough Proofer</i></p> <ul style="list-style-type: none"> <li>✓ Approx. 14.4 kilograms samples per loading for 8 hours</li> </ul> <p><i>For Digital Metal Detector</i></p> <ul style="list-style-type: none"> <li>✓ Up to 100 pcs. of 500g pack of samples for 8 hours</li> </ul>				
Request for Technical Service form, ITDI-F2 (1 original, 2 photocopies)		ITDI/Food Processing Division (FPD), Visitor's Lounge		
Order of Payment (1 original)		ITDI/Finance and Management Division (FMD), 2 <sup>nd</sup> floor NML Building/Accounting Section		
Official Receipt (1 original, 1 photocopy)		ITDI/Finance and Management Division (FMD), 2 <sup>nd</sup> floor NML Building/Cashier Section		
Production Data Form (1 original)		ITDI/Food Processing Division (FPD), Visitor's Lounge		
External/Internal Customer Satisfaction Survey Form, QMS-FPD-F2 (1 original)		ITDI/Food Processing Division (FPD), Visitor's Lounge		
CLIENT STEPS	AGENCY ACTION	FEES TO BE PAID	PROCESSING TIME	PERSON RESPONSIBLE
1. Inquiry	1.1 Attend to customer inquiry, including discussion of scope and procedure for use of facilities  1.2 Conduct facility tour, as necessary	None	20 minutes	Sr SRS, SRS II, SRS I, SR Asst. FPD
2. Submit <i>Letter of Intent</i> addressed to ITDI Director	2. Reply confirmation for receiving the letter and forward to section head and	None	5 minutes	Sr SRS, SRS II, SRS I, SR Asst. FPD



	researcher concerned			
3. Provide schedule confirmation for conduct of service	3.1 Check available schedule and confirm scheduled date to client	None	1 Day (paused-clock)	Sr SRS, SRS II, SRS I, SR Asst. FPD
	3.2 Conduct preparations/facility maintenance for the service requested	None		
4. Fill-out and submit duly accomplished ITDI-F2 to researcher concerned	4.1 Give a copy of ITDI-F2 to client	None	2 Minutes	SRS II, SRS I, SRAsst., Sc. Aide FPD
	4.2 Receive duly accomplished ITDI-F2	None		
	4.3 Check entry and fill-out ITDI section	None		
	4.4 Researcher concerned will signed ITDI-F2	None		
	4.5 Division Chief/OIC and Section Head will sign ITDI-F2	None		
				SrSRS, SRS II, SRS I FPD
				Division Chief/OIC, Section Head, FPD




5. Proceed to FMD for processing of Order of Payment	5.1 Processing of order of payment at Accounting	None	7 Minutes	<i>Administrative Officer IV Accounting Section</i>
6. Pay the required fees	6. Issue Official Receipt	Fees vary depending on the service availed. Refer to 'List of Use of Facilities of the Halal Food R&D Facility Technical Services thru Standardized Fees'	5 Minutes	<i>Administrative Officer III - Cashier</i>
7. Present Official Receipt and ITDI-F2 and submit samples to be processed	7.1 Check and Photocopy OR and ITDI-F2	None	8 Hours (paused-clock)	<i>SRS I, Sc. Aide Office of the Chief, FPD</i>
	7.2 Receive and check samples	None		
	7.3 Conduct service availed	None		<i>SRS II, SRS I, SRAsst. FPD</i>
8. Accomplish and submit Production Data Form and receive product samples/output	8.1 Check entry of submitted Production Data Form	None	5 Minutes	<i>SRS II, SRS I, SRAsst. FPD</i>
	8.2 Issue product samples/output	None		



9. Fill-out QMS-FPD-F2	9. Receive duly accomplished FM-QMS-F2 rev.2	None	2 minutes	<i>SRS II, SRS I, SRAsst., Sc. Aide FPD</i>
<b>TOTAL:</b>		Fees vary depending on the service availed. Refer to 'List of Use of Facilities of the Halal Food R&D Facility Technical Services thru Standardized Fees'	1 day, 8 hours and 48 minutes (with paused-clock)	


Service is covered under AO No. 009 s2022.




## 10. Use of Rotavapor and Refractometer

Rotavapor are used for the efficient and gentle removal of solvents from samples by evaporation. The solvents or low boiling compounds are removed by a simple distillation. The rotavapor is designed to be operated under a vacuum (to lower a compound's boiling point) while heating the sample at the same time.

<b>Office or Division:</b>	Food Processing Division			
<b>Classification:</b>	Complex			
<b>Type of Transaction:</b>	G2C – Government to General Public G2B – Government to Business G2G – Government to Government			
<b>Who may avail:</b>	All			
<b>CHECKLIST OF REQUIREMENTS</b>		<b>WHERE TO SECURE</b>		
1) Letter of Intent (1 original)		Client		
2) Sample (500ml. per sample)				
3) Request for Technical Service form, ITDI-F2 (1 original, 3 photocopies)		ITDI/Food Processing Division (FPD)/Visitor's Lounge		
4) Order of Payment (1 original)		ITDI/2 <sup>nd</sup> floor NML Bldg./Accounting Section		
5) Official Receipt (1 original for client, 1 photocopy for FD)		ITDI/2 <sup>nd</sup> floor NML Bldg./Cashier		
6) Production Data form (1 original)		ITDI/Food Processing Division (FPD)/Visitor's Lounge		
7) Customer Satisfaction Measurement form, QMS-F2 rev.2 (1 original)		ITDI/Food Processing Division (FPD)/Visitor's Lounge		
<b>CLIENT STEPS</b>	<b>AGENCY ACTION</b>	<b>FEES TO BE PAID</b>	<b>PROCESSING TIME</b>	<b>PERSON RESPONSIBLE</b>




1. Inquiry (sample specifications shall be discussed during inquiry).	1.1 Assist client on their inquiry.	None	20 Minutes	SRS II, SRA FPD – Product Development Section
2. Submit <i>Letter of Intent</i> with client's contact details addressed to ITDI Director.  For student, letter must include school logo and duly signed by adviser/teacher.	2.1 Reply confirmation for receiving the letter and forward to researcher and section head concerned.	None	5 Minutes	Sr SRS, SRS II, SRS I, SRA FPD – Product Development Section
3. Provide schedule confirmation for conduct of service	3.1 Check available schedule and confirm scheduled date to client.	None	2 Days (paused-clock)	Sr SRS, SRS II, SRS I, SRA FPD – Product Development Section
	3.2 Conduct preparations/facility maintenance for the service requested.	None		Sr SRS, SRS II, SRS I FPD – Product Development Section
4. Fill-out customer section on ITDI-F2.	4.1 Give a copy of ITDI-F2 to client.	None	2 Minutes	SRS II, SRA, Sc. Aide FPD
5. Submit duly accomplished ITDI-F2 to Researcher concerned for.	5.1 Receive the duly accomplished ITDI-F2.	None	2 Minutes	SRS II, SRA, Sc. Aide FPD
	5.2 Check entry and fill-out ITDI section in ITDI-F2.	None		SRS II, SRA, Sc. Aide FPD




	5.3 Researcher concerned will sign ITDI-F2 including agreed schedule of service.	None		<i>SRS II, SRA FPD – Product Development Section</i>
	5.4 Division Chief/OIC/Section Head will sign ITDI-F2.	None		<i>Chief/OIC/ SRS II, SRA, Sc. Aide FPD</i>
	5.5 Control numbering at FPD-OC	None		<i>SRS I, Sc. Aide FPD</i>
	5.6 Processing of order of payment at Accounting.	None	7 Minutes	<i>Administrative Officer IV Accounting Section</i>
6. Pay the required fees.	6.1 Issue official receipt.	Regular Rate: 3,437 Student Rate: 2,750	5 Minutes	<i>Administrative Officer III - Cashier</i>
7. Present OR and ITDI-F2 to researcher and submit sample to Researcher concerned.	7.1 Photocopy OR and ITDI-F2 (4 copies) and receive sample.	None		<i>SRS I, Sc. Aide FPD</i>
	7.2 Concerned researcher conduct service.	None	1 day (paused-clock)	<i>SRS II, SRA FPD – Product Development Section</i>





8. Return to Researcher concerned for the release of accomplishment report and product (if there is a product produced).	8.1 Issue accomplishment report and product (if there is a product produced).	None	5 Minutes	<i>SRS II, SRA, Sc. Aide FPD</i>
9. Fill-out FM-QMS-F2 rev. 2.	9.1 Receive the duly accomplished FM-QMS-F2 rev. 2	None	2 Minutes	<i>SRS II, SRA, Sc. Aide FPD</i>
<b>TOTAL:</b>		<b>Regular Rate: PHP3,437 Student Rate: PHP2,750</b>	<b>3 Days, and 48 mins. (with paused-clock)</b>	


Service is covered under AO No. 003 s2015.




## 11. Water Activity Test ( $a_w$ )

This method is a measurement relating to the free, unbound water present in food and food products. The atmosphere of a special sampling cell is evacuated, repressurized, and measured manometrically. The results are correlated to water activity in the sample.

<b>Office or Division:</b>	Food Processing Division			
<b>Classification:</b>	Complex			
<b>Type of Transaction:</b>	G2C – Government to General Public G2B – Government to Business G2G – Government to Government			
<b>Who may avail:</b>	All			
<b>CHECKLIST OF REQUIREMENTS</b>		<b>WHERE TO SECURE</b>		
1) Letter of Intent (1 original)		Client		
2) Sample (approx. 50 grams per sample)		Client		
3) Request for Technical Service form, ITDI-F2 (3 original printed copies) via Technical Service Information System (TSIS)		ITDI/Food Processing Division (FPD)/Visitor's Lounge		
4) Order of Payment (1 original)		ITDI/Finance and Management Division (FMD), 2 <sup>nd</sup> floor NML Building/Accounting Section		
5) Official Receipt (1 original, 1 photocopy)		ITDI/Finance and Management Division (FMD), 2 <sup>nd</sup> floor NML Building/Cashier Section		
6) Accomplishment report (1 original, 2 photocopies)		ITDI/Food Processing Division (FPD)/Visitor's Lounge		
7) External/Internal Customer Satisfaction Measurement form, QMS-F2 rev.2 (1 original)		ITDI/Food Processing Division (FPD)/Visitor's Lounge		
<b>CLIENT STEPS</b>	<b>AGENCY ACTION</b>	<b>FEES TO BE PAID</b>	<b>PROCESSING TIME</b>	<b>PERSON RESPONSIBLE</b>



1. Inquiry (sample specifications shall be discussed during inquiry).	1.1 Assist client on their inquiry.	None	20 Minutes	SRS II, SRA FPD – Product Development Section
2. Submit <i>Letter of Intent</i> with client's contact details addressed to ITDI Director.  For student, letter must include school logo and duly signed by adviser/teacher.	2.1 Reply confirmation for receiving the letter and forward to researcher and section head concerned.	None	5 Minutes	Sr SRS, SRS II, SRS I, SRA FPD – Product Development Section
3. Provide schedule confirmation for conduct of service.	3.1 Check available schedule and confirm scheduled date to client.	None	1 Day (paused-clock)	Sr SRS, SRS II, SRS I, SRA FPD – Product Development Section
	3.2 Conduct preparations/facility maintenance for the service requested.	None		Sr SRS, SRS II, SRS I, SRA FPD – Product Development Section
4. Fill-out customer section on ITDI-F2 via Technical Service Information System (TSIS).	4. Give a copy of ITDI-F2 to client	None	2 Minutes	SRS II, SRA, Sc. Aide FPD
5. Submit duly accomplished ITDI-	5.1 Review / Check entries int the accomplished form, researcher	None	2 Minutes	SRS II SRA, Section Head,



F2 to Researcher concerned for.	shall affix signature before the Division Chief / OIC signs.  5.2 Processing of order of payment at Accounting	None	7 Minutes	<i>SRS I, Sc.Aide FPD Chief/OIC FPD – Office of the Chief  Administrative Officer IV Accounting Section</i>
6. Pay the required fees.	6. Issue official receipt.	Regular Rate: PHP 1,463.00 Student Rate: PHP 1,170.00	5 Minutes	<i>Administrative Officer III - Cashier</i>
7. Present OR and ITDI-F2 to researcher and submit sample to Researcher concerned.	7.1 Photocopy OR and ITDI-F2 and receive sample.  Concerned researcher conduct service.	None  None	2 Days (paused-clock)	<i>Sc. Aide FPD  SRS II, SRA FPD – Product Development Section</i>
8. Return to Researcher concerned for the release of accomplishment report and product (if there is a product produced).	8. Issue accomplishment report and product (if there is a product produced).	None	5 Minutes	<i>SRS II, SRA, Sc. Aide FPD</i>
9. Fill-out QMS-F2 rev.2.	9.1 Receive the duly accomplished QMS-F2 rev.2	None	2 Minutes	<i>SRS II, SRA, Sc. Aide FPD</i>
<b>TOTAL:</b>		<b>Regular Rate: PHP 1,463.00 Student Rate; PHP 1,170.00</b>	<b>3 Days, and 48 Minutes (with paused-clock)</b>	

Service is covered under AO No. 003 s2015.

**List of Food Processing Division (FPD)  
Technical Services Thru Standardized Fees**



Technical Services		Responsible Person/s	Standardized Fees (PHP)	
			Client Rate	Student Rate
<b><i>Thermal Validation</i></b>				
1.	Heat Penetration Test (in-house)	<b><i>FPD - Thermal Validation Team</i></b>  <i>Sr SRS, SRS II, SRS I</i>	10,000.00	8,000.00
2.	Heat Penetration Test (on-site)		10,000.00	8,000.00
3.	Heat Distribution Test (in-house)		10,000.00	8,000.00
4.	Heat Distribution Test (on-site)		10,000.00	8,000.00
5.	Lethality Monitoring during Thermal Processing		4,750.00	3,800.00
<b><i>Shelf Life Testing</i></b>				
6.	Shelf life Validation (comparative evaluation of retained samples-MC, a <sub>w</sub> at CMC)	<b><i>FPD - Product Development Section</i></b>  <i>Sr SRS, SRS II, SRS I, SRA</i>	10,905.00	9,020.00
7.	Shelf life Validation (Moisture Acceleration Method)		29,260.00	23,407.00
<b><i>Use of Facilities</i></b>				
8.	Use of Band Sealer	<b><i>FPD - Food Engineering Section</i></b>  <i>Sr SRS, SRS II, SRS I, SRA, Sc. Aide</i>	3,224.00	2,579.00
9.	Use of Basket Centrifuge		3,040.00	2,432.00
10.	Use of Cacao Roaster Machine		1,547.00	1,238.00
11.	Use of Colloid Mill		1,533.00	1,226.00
12.	Use of DOST-Developed Freeze Dryer (1-day Operation)		4,517.00	3,613.00
13.	Use of DOST-Developed Freeze Dryer (2-day Operation)		7,704.00	6,163.00
14.	Use of DOST-Developed Freeze Dryer (3-day Operation)		10,572.00	8,458.00
15.	Use of DOST-Developed Freeze Dryer (4-day Operation)		13,442.00	10,754.00
16.	Use of DOST-Developed Vacuum Fryer		4,647.00	3,718.00
17.	Use of DOST-Developed Water Retort		3,668.00	2,935.00
18.	Use of Drum Drying Facilities		7,668.00	6,134.00
19.	Use of Extractor / Screw Press		2,085.00	1,668.00
20.	Use of Facilities for Vinegar Processing using Acetator Kit		4,759.00	3,807.00
21.	Use of FIC Electric Cabinet Dryer (8-hr operation)		4,052.00	3,241.00
22.	Use of Homogenizer	3,591.00	2,873.00	
23.	Use of Hydraulic Press	2,536.00	2,028.00	
24.	Use of Pin Mill	2,204.00	1,763.00	

**List of Food Processing Division (FPD)  
Technical Services Thru Standardized Fees**



Technical Services		Responsible Person/s	Standardized Fees (PHP)	
			Client Rate	Student Rate
25.	Use of Pressure Canner	<b>FPD - Food Engineering Section</b>  <i>Sr SRS, SRS II, SRS I, SRA, Sc. Aide</i>	1,519.00	1,216.00
26.	Use of Rotavapor and Refractometer	<b>FPD - Product Development Section</b>  <i>SRS II, SRS I, SRA</i>	3,437.00	2,750.00
27.	Use of Semi Automatic Metal Can Seamer	<b>From FPD - Food Engineering Section</b>  <i>Sr SRS, SRS II, SRS I, SRA, Sc. Aide</i>	5,479.00	4,383.00
28.	Use of Spray Drying Facilities (small)		5,327.00	4,262.00
29.	Use of Steam Jacketed Kettle (small)		2,894.00	2,315.00
30.	Use of Steam Jacketed Kettle with Stirrer (150-L capacity)		5,593.00	4,474.00
31.	Use of Vacuum Frying Facilities (Japan)		7,582.00	6,066.00
32.	Use of Vacuum Sealer		3,055.00	2,444.00
<b>Use of Halal Food R&amp;D Facility</b>				
33.	Cabinet Dryer	<b>FPD - Product Development Section</b>  <i>SRS II, SRS I, SRA</i>	2,800.00	2,240.00
34.	Grinder/Pulverizer		2,100.00	1,680.00
35.	Spiral Mixer		1,800.00	1,440.00
36.	Baking Oven		1,900.00	1,520.00
37.	Bread Slicer		1,700.00	1,360.00
38.	Dough Proofer		1,900.00	1,500.00
39.	Digital Metal Detector		500.00	400.00
<b>Testing / Analysis</b>				
40.	Color Determination	<b>FPD - Product Development Section</b>  <i>Sr SRS, SRS II, SRS I, SRA</i>	1,122.00	898.00
41.	Moisture Analysis		414.00	331.00
42.	Texture Measurement		1,352.00	1,082.00
43.	Water Activity Test ( $a_w$ )		1,463.00	1,170.00
44.	Sensory Evaluation – Preference Ranking		1,900.00	1,520.00



## **V. List of Services**

### **D. MATERIAL SCIENCE DIVISION**

#### **External and Internal Services**



### Provision of R&D Technical Services thru Standardized Fees

Any assistance/services being provided to customer (i.e., individuals, industry/ business sectors, academe, non-government organizations, other government institutions/agencies). These include testing and analysis and use of facilities to provide technical support to different industry sectors, namely, material science and other related fields such as foods, packaging chemicals, environment and biotechnology.

#### I. Nanotechnology/Membrane Laboratory

A. These services are offered by MSD for Use of Facility to process materials

- A.1 Use of Compression Molding machine
- A.2 Use of Grinder
- A.3 Use of Twin Screw Extruder
- A.4 Use of Two Roll Mill and Compression Machine

<b>Office or Division:</b>	Materials Science Division	
<b>Classification:</b>	Simple	
<b>Type of Transaction:</b>	G2C- Government to Citizen, G2B- Government to Business, G2G- Government to Government	
<b>Who may avail:</b>	All	
	<b>CHECKLIST OF REQUIREMENTS</b>	<b>WHERE TO SECURE</b>
	Request for Technical Service form, ITDI-F2 (2 original copies, 1 for client, 1 for MSD)	ITDI/ Materials Science Division (MSD) Building/ Reception Room
	Order of payment (1 original copy for Accounting Section)	ITD/ Financial Management Division (FMD) Building/Accounting Section
	Official receipt (1 original copy for client, 1 photocopy for MSD)	ITDI/ Administrative Division (ADM) Building/ Cashier Section ITDI-DOST
	Sample and others (see attached)	Client
	Exit Pass (2 original copies for client, 1 photocopy for MSD)	





Client Satisfaction Measurement Form, QMS-F2 (1 original copy for MSD))		ITDI/ Materials Science Division (MSD) Building/ Reception Room		
CLIENT STEPS	AGENCY ACTION	FEES TO BE PAID	PROCESSING TIME	PERSON RESPONSIBLE
1. Inquiry (via telephone call, email, or walk-in).	1.1 Officer of the day will accommodate the client on their inquiry.	None	2 minutes	<i>Officer of the day</i> Office of the Chief MSD Building
	1.2 Officer of the day will direct the client to appropriate technical personnel.	None	2 minutes	<i>MSD Technical Staff</i> Office of the Chief MSD Building
2. Client will fill out the <i>Request for Technical Service Form (ITDI-F2)</i> online at: <a href="https://request.itdi.com.ph/service">https://request.itdi.com.ph/service</a>  Submit sample/s.	2.1 Let the client fill out ITDI-F2.	None	10 minutes	<i>MSD technical Staff</i> Office of the Chief MSD Building
	2.2 Send the generated pdf file of ITDI-F2 to Researcher.	None	2 minutes	<i>MSD technical Staff</i> Office of the Chief MSD Building
	2.3 Researcher will validate thru: <a href="https://techservice.itdi.com.ph/web/site/login">https://techservice.itdi.com.ph/web/site/login</a> .	None	5 minutes	<i>MSD technical Staff</i> Office of the Chief MSD Building
	2.4 Print three(3) copies of generated pdf.	None	2 minutes	<i>MSD technical Staff</i> Office of the Chief MSD Building



	2.5 Division chief/ OIC/ Section head, activity leader will sign ITDI-F2.	None	2 minutes	<i>Chief SRS or Section head, activity leader Staff Room, MSD Building</i>
3. No activity  *Pay the required fees Option 1: Pay to the Cashier Option 2: E-payment.	3.1 Forward to accounting section for the processing of order of payment.  3.2 Issue official receipt (OR).	See attached and <a href="https://itdi.dost.gov.ph/index.php/technical-services-fees/specialized-testing-services/msd-standardized-fees">https://itdi.dost.gov.ph/index.php/technical-services-fees/specialized-testing-services/msd-standardized-fees</a>	Please refer to the Service Specification process on Order of Payment, Finance and Management Division (FMD)  Please refer to the Service Specification of cashier's process on Issuance of Official Receipt, Administrative Division (ADM)	<i>Administrative Officer IV Accounting Section, FMD, Metrology Building</i>  <i>Administrative Officer III Cashier Section, ADM, Metrology Building</i>
4. Secure the original copy of OR and sign the receiving copy.	4.1 Provide the original copy of the OR to the client and facilitate signing of the receiving copy.	None	5 minutes	<i>MSD Technical Staff Office of the Chief, MSD Building</i>
5. No activity	5.1 Conduct the testing service	None	1day,1 hour	<i>MSD Technical Staff MSD Building</i>
6. Receive processed samples.	6.1 Give a copy of exit pass.	None	5 minutes	<i>MSD Technical Staff Office of the Chief MSD Building</i>
	6.2 Receive and check entry of duly accomplished exit pass.	None	5 minutes	<i>MSD Technical Staff Office of the Chief MSD Building</i>



	6.3 4 Division chief/ OIC/ Section head will sign the exit pass.	None	5 minutes	Chief SRS or Section head Staff Room, MSD Building
	6.4 Give processed samples.	None	2 minutes	MSD Technical Staff Office of the Chief MSD Building
7. Fill-out the Client Satisfaction Measurement Form, QMS-F2	7.1 Provide the client with QMS-F2. form	None	10 minutes	MSD Technical Staff Office of the Chief MSD Building
	7.2 Receive the duly accomplished QMS-F2 form	None	2 minutes	MSD Technical Staff Office of the Chief MSD Building
<b>TOTAL:</b>		<b>See attached and <a href="https://itdi.dost.gov.ph/index.php/technical-services-fees/specialized-testing-services/msd-standardized-fees">https://itdi.dost.gov.ph/index.php/technical-services-fees/specialized-testing-services/msd-standardized-fees</a></b>	<b>1 day, 2 hours, 9 minutes</b>	



A.5 Firing Using 5kW Kiln (Firing Temperature:800°C-1000°C)  
 A.6 Pot Milling of Mineral Powder, 500g – 1kg capacity (24 hours)

<b>Office or Division:</b>	Materials Science Division			
<b>Classification:</b>	Simple			
<b>Type of Transaction:</b>	G2C- Government to Citizen, G2B- Government to Business, G2G- Government to Government			
<b>Who may avail:</b>	All			
<b>CHECKLIST OF REQUIREMENTS</b>		<b>WHERE TO SECURE</b>		
Request for Technical Service form, ITDI-F2 (2 original copies, 1 for client, 1 for MSD)		ITDI/ Materials Science Division (MSD) Building/ Reception Room		
Order of payment (1 original copy for Accounting Section)		ITD/ Financial Management Division (FMD) Building/Accounting Section		
Official receipt (1 original copy for client, 1 photocopy for MSD)		ITDI/ Administrative Division (ADM) Building/ Cashier Section ITDI-DOST		
Sample and others (see attached)		Client		
Exit Pass (2 original copies for client, 1 photocopy for MSD)		ITDI/ Materials Science Division (MSD) Building/ Reception Room		
Client Satisfaction Measurement Form, QMS-F2 (1 original copy for MSD)				
<b>CLIENT STEPS</b>	<b>AGENCY ACTION</b>	<b>FEES TO BE PAID</b>	<b>PROCESSING TIME</b>	<b>PERSON RESPONSIBLE</b>
1. Inquiry (via telephone call, email, or walk-in)	1.1 Officer of the day will accommodate the client on their inquiry	None	2 minutes	<i>Officer of the day</i> Office of the Chief MSD Building
	1.2 Officer of the day will direct the client to appropriate technical personnel	None	2 minutes	<i>MSD Technical Staff</i> Office of the Chief MSD Building



<p>2. Client will fill out the <i>Request for Technical Service Form</i> (ITDI-F2) online at: <a href="https://request.itdi.com.ph/service">https://request.itdi.com.ph/service</a></p> <p>Submit sample/s.</p>	<p>2.1 Let the client fill out ITDI-F2</p>	None	10 minutes	<i>MSD technical Staff Office of the Chief MSD Building</i>
	<p>2.2 Send the generated pdf file of ITDI-F2 to Researcher</p>	None	2 minutes	<i>MSD technical Staff Office of the Chief MSD Building</i>
	<p>2.3 Researcher will validate thru: <a href="https://techservice.itdi.com.ph/web/site/login">https://techservice.itdi.com.ph/web/site/login</a></p>	None	5 minutes	<i>MSD technical Staff Office of the Chief MSD Building</i>
	<p>2.4 Print three(3) copies of generated pdf</p>	None	2 minutes	<i>MSD technical Staff Office of the Chief MSD Building</i>
	<p>2.5 Division chief/ OIC/ Section head, activity leader will sign ITDI-F2</p>	None	2 minutes	<i>Chief SRS or Section head, activity leader Staff Room, MSD Building</i>
<p>3. No activity</p> <p>*Pay the required fees Option 1: Pay to the Cashier Option 2: E-payment</p>	<p>3.1 Forward to accounting section for the processing of order of payment</p>	See attached and <a href="https://itdi.dost.gov.ph/index.php/technical-services-fees/specialized-testing-services/msd-standardized-fees">https://itdi.dost.gov.ph/index.php/technical-services-fees/specialized-testing-services/msd-standardized-fees</a>	Please refer to the Service Specification process on Order of Payment, Finance and Management Division (FMD)	<i>Administrative Officer IV Accounting Section, FMD, Metrology Building</i>
	<p>3.2 Issue official receipt (OR)</p>		Please refer to the Service Specification of cashier's process	<i>Administrative Officer III Cashier Section, ADM, Metrology Building</i>



			on Issuance of Official Receipt, Administrative Division (ADM)	
4. Secure the original copy of OR and sign the receiving copy	4.1 Provide the original copy of the OR to the client and facilitate signing of the receiving copy	None	5 minutes	<i>MSD Technical Staff Office of the Chief, MSD Building</i>
5. No activity	5.1 Conduct the testing service	None	2 days, 1 hour	<i>MSD Technical Staff MSD Building</i>
6. Receive processed samples	6.1 Give a copy of exit pass	None	5 minutes	<i>MSD Technical Staff Office of the Chief MSD Building</i>
	6.2 Receive and check entry of duly accomplished exit pass	None	5 minutes	<i>MSD Technical Staff Office of the Chief MSD Building</i>
	6.3 4 Division chief/ OIC/ Section head will sign the exit pass	None	5 minutes	<i>Chief SRS or Section head Staff Room, MSD Building</i>
	6.4 Give processed samples	None	2 minutes	<i>MSD Technical Staff Office of the Chief MSD Building</i>
7. Fill-out the Client Satisfaction Measurement Form, QMS-F2	7.1 Provide the client with QMS-F2 form	None	10 minutes	<i>MSD Technical Staff Office of the Chief MSD Building</i>
	7.2 Receive the duly accomplished QMS-F2 form	None	2 minutes	<i>MSD Technical Staff Office of the Chief MSD Building</i>



<b>TOTAL:</b>	<b>See attached and</b> <a href="https://itdi.dost.gov.ph/index.php/technical-services-fees/specialized-testing-services/msd-standardized-fees">https://itdi.dost.gov.ph/index.php/technical-services-fees/specialized-testing-services/msd-standardized-fees</a>	<b>2 days, 2 hours, 9 minutes</b>	
---------------	--	---	--

B. These services are offered by MSD for Testing/Analysis to characterize materials.

- B.1 Determination of water absorption for Ceramics
- B.2 Elemental Analysis by X-ray Fluorescence / Wave Dispersive (WD-XRF): one sample
- B.3 Particle Size Analysis by Dynamic Light Scattering: One sample
- B.4 Specular Gloss Measurement

<b>Office or Division:</b>	Materials Science Division	
<b>Classification:</b>	Complex	
<b>Type of Transaction:</b>	G2C- Government to Citizen, G2B- Government to Business, G2G- Government to Government	
<b>Who may avail:</b>	All	
<b>CHECKLIST OF REQUIREMENTS</b>	<b>WHERE TO SECURE</b>	
Request for Technical Service form, ITDI-F2 (2 original copies, 1 for client, 1 for MSD)	ITDI/ Materials Science Division (MSD) Building/ Reception Room	
Order of payment (1 original copy for Accounting Section)	ITD/ Financial Management Division (FMD) Building/Accounting Section	
Official receipt (1 original copy for client, 1 photocopy for MSD)	ITDI/ Administrative Division (ADM) Building/Cashier Section ITDI-DOST	



Sample and others (see attached)		Client		
Client Satisfaction Measurement Form, QMS-F2 (1 original copy for MSD)		ITDI/ Materials Science Division (MSD) Building/ Reception Room		
CLIENT STEPS	AGENCY ACTION	FEES TO BE PAID	PROCESSING TIME	PERSON RESPONSIBLE
1. Inquiry (via telephone call, email, or walk-in)	1.1 Officer of the day will accommodate the client on their inquiry	None	2 minutes	<i>Officer of the day</i> Office of the Chief MSD Building
	1.2 Officer of the day will direct the client to appropriate technical personnel	None	2 minutes	<i>MSD Technical Staff</i> Office of the Chief MSD Building
2. Client will fill out the <i>Request for Technical Service Form</i> (ITDI-F2) online at: <a href="https://request.itdi.com.ph/service">https://request.itdi.com.ph/service</a>  Submit sample/s.	2.1 Let the client fill out ITDI-F2	None	10 minutes	<i>MSD technical Staff</i> Office of the Chief MSD Building
	2.2 Send the generated pdf file of ITDI-F2 to Researcher	None	2 minutes	<i>MSD technical Staff</i> Office of the Chief MSD Building
	2.3 Researcher will validate thru: <a href="https://techservice.itdi.com.ph/web/site/login">https://techservice.itdi.com.ph/web/site/login</a>	None	5 minutes	<i>MSD technical Staff</i> Office of the Chief MSD Building
	2.4 Print three(3) copies of generated pdf	None	2 minutes	<i>MSD technical Staff</i> Office of the Chief MSD Building
	2.5 Division chief/ OIC/ Section head, activity	None	2 minutes	<i>Chief SRS or Section head, activity leader</i> Staff Room,





	leader will sign ITDI-F2			MSD Building
3. No activity  *Pay the required fees Option 1: Pay to the Cashier Option 2: E-payment	3.1 Forward to accounting section for the processing of order of payment          3.2 Issue official receipt (OR)	See attached and <a href="https://itdi.dost.gov.ph/index.php/technical-services-fees/specialized-testing-services/msd-standardized-fees">https://itdi.dost.gov.ph/index.php/technical-services-fees/specialized-testing-services/msd-standardized-fees</a>	Please refer to the Service Specification process on Order of Payment, Finance and Management Division (FMD)  Please refer to the Service Specification of cashier's process on Issuance of Official Receipt, Administrative Division (ADM)	<i>Administrative Officer IV</i> Accounting Section, FMD, Metrology Building          <i>Administrative Officer III</i> Cashier Section, ADM, Metrology Building
4. Secure the original copy of OR and sign the receiving copy	4.1 Provide the original copy of the OR to the client and facilitate signing of the receiving copy	None	5 minutes	<i>MSD Technical Staff</i> Office of the Chief, MSD Building
5. No activity	5.1 Conduct the testing service	None	5 hours	<i>MSD Technical Staff</i> MSD Building
6. Receive the Report of Analysis via email / courier or pick-up at the Materials Science Division	6.1 Prepare Report of Analysis including revision	None	2 days	<i>MSD Technical Staff</i> Office of the Chief MSD Building
	6.2 Review, approve and signature of Division Chief /OIC/Supervisor	None	1 day	<i>Chief SRS / Sup. SRS</i> Staff Room, MSD Building



	6.3 Provide copy of approved/signed Report of Analysis to client	None	10 minutes	<i>MSD Technical Staff Office of the Chief MSD Building</i>
7. Fill-out the Client Satisfaction Measurement Form, QMS-F2	7.1 Provide the client with QM-F2 form	None	10 minutes	<i>MSD Technical Staff Office of the Chief MSD Building</i>
	7.2 Receive the duly accomplished QMS-F2 form	None	2 minutes	<i>MSD Technical Staff Office of the Chief MSD Building</i>
<b>TOTAL:</b>		<b>See attached and <a href="https://itdi.dost.gov.ph/index.php/technical-services-fees/specialized-testing-services/msd-standardized-fees">https://itdi.dost.gov.ph/index.php/technical-services-fees/specialized-testing-services/msd-standardized-fees</a></b>	<b>3 days, 6 hours, 2 minutes</b>	

#### B.5 X-ray Diffraction Analysis (raw data-ASCII file)

<b>Office or Division:</b>	Materials Science Division	
<b>Classification:</b>	Complex	
<b>Type of Transaction:</b>	G2C- Government to Citizen, G2B- Government to Business, G2G- Government to Government	
<b>Who may avail:</b>	All	
<b>CHECKLIST OF REQUIREMENTS</b>		<b>WHERE TO SECURE</b>



Request for Technical Service form, ITDI-F2 (2 original copies, 1 for client, 1 for MSD)		ITDI/ Materials Science Division (MSD) Building/ Reception Room		
Order of payment (1 original copy for Accounting Section)		ITD/ Financial Management Division (FMD) Building/Accounting Section		
Official receipt (1 original copy for client, 1 photocopy for MSD)		ITDI/ Administrative Division (ADM) Building/Cashier Section ITDI-DOST		
Sample and others (see attached)		Client		
Client Satisfaction Measurement Form, QMS-F2 (1 original copy for MSD)		ITDI/ Materials Science Division (MSD) Building/ Reception Room		
CLIENT STEPS	AGENCY ACTION	FEES TO BE PAID	PROCESSING TIME	PERSON RESPONSIBLE
1. Inquiry (via telephone call, email, or walk-in)	1.1 Officer of the day will accommodate the client on their inquiry	None	2 minutes	<i>Officer of the day</i> Office of the Chief MSD Building
	1.2 Officer of the day will direct the client to appropriate technical personnel	None	2 minutes	<i>MSD Technical Staff</i> Office of the Chief MSD Building
2. Client will fill out the <i>Request for Technical Service Form</i> (ITDI-F2) online at: <a href="https://request.itdi.com.ph/service">https://request.itdi.com.ph/service</a>  Submit sample/s.	2.1 Let the client fill out ITDI-F2	None	10 minutes	<i>MSD technical Staff</i> Office of the Chief MSD Building
	2.2 Send the generated pdf file of ITDI-F2 to Researcher	None	2 minutes	<i>MSD technical Staff</i> Office of the Chief MSD Building
	2.3 Researcher will validate thru: <a href="https://techservice.itdi.com.ph/web/site/login">https://techservice.itdi.com.ph/web/site/login</a>	None	5 minutes	<i>MSD technical Staff</i> Office of the Chief MSD Building



	2.4 Print three(3) copies of generated pdf	None	2 minutes	<i>MSD technical Staff Office of the Chief MSD Building</i>
	2.5 Division chief/ OIC/ Section head, activity leader will sign ITDI-F2	None	2 minutes	<i>Chief SRS or Section head, activity leader Staff Room, MSD Building</i>
3. No activity  *Pay the required fees Option 1: Pay to the Cashier Option 2: E-payment	3.1 Forward to accounting section for the processing of order of payment          3.2 Issue official receipt (OR)	See attached and <a href="https://itdi.dost.gov.ph/index.php/technical-services-fees/specialized-testing-services/msd-standardized-fees">https://itdi.dost.gov.ph/index.php/technical-services-fees/specialized-testing-services/msd-standardized-fees</a>	Please refer to the Service Specification process on Order of Payment, Finance and Management Division (FMD)  Please refer to the Service Specification of cashier's process on Issuance of Official Receipt, Administrative Division (ADM)	<i>Administrative Officer IV Accounting Section, FMD, Metrology Building</i>  <i>Administrative Officer III Cashier Section, ADM, Metrology Building</i>
4. Secure the original copy of OR and sign the receiving copy	4.1 Provide the original copy of the OR to the client and facilitate signing of the receiving copy	None	5 minutes	<i>MSD Technical Staff Office of the Chief, MSD Building</i>
5. No activity	5.1 Conduct the testing service	None	5 hours	<i>MSD Technical Staff MSD Building</i>



6. Receive the raw data(ASCII file) via email / courier or pick-up at the Materials Science Division	Provide copy of raw data(ASCII file) to client	None	10 minutes	<i>MSD Technical Staff Office of the Chief MSD Building</i>
7. Fill-out the Client Satisfaction Measurement Form, QMS-F2	7.1 Provide the client with QMS-F2 form	None	10 minutes	<i>MSD Technical Staff Office of the Chief</i>
	7.2 Receive the duly accomplished QMS-F2 form	None	2 minutes	<i>MSD Building MSD Technical Staff Office of the Chief MSD Building</i>
<b>TOTAL:</b>		<b>See attached and <a href="https://itdi.dost.gov.ph/index.php/technical-services-fees/specialized-testing-services/msd-standardized-fees">https://itdi.dost.gov.ph/index.php/technical-services-fees/specialized-testing-services/msd-standardized-fees</a></b>	<b>4 days, 3 hours, 2 minutes</b>	



- B.6 Surface Roughness by Imaging with measurement by Atomic Force Microscope (AFM)
- B.7 TEM Imaging and Diffraction (4 images and 4 SEAD images /sample or 4 images and 2 NBD images/sample)
- B.8 TEM Imaging (Bright and Dark Field) (4 images/ sample)
- B.9 TEM Imaging EDS Analysis (4 images and 4 points analysis /sample)

<b>Office or Division:</b>	Materials Science Division			
<b>Classification:</b>	Complex			
<b>Type of Transaction:</b>	G2C- Government to Citizen, G2B- Government to Business, G2G- Government to Government			
<b>Who may avail:</b>	All			
<b>CHECKLIST OF REQUIREMENTS</b>		<b>WHERE TO SECURE</b>		
Request for Technical Service form, ITDI-F2 (2 original copies, 1 for client, 1 for MSD)		ITDI/ Materials Science Division (MSD) Building/ Reception Room		
Order of payment (1 original copy for Accounting Section)		ITD/ Financial Management Division (FMD) Building/Accounting Section		
Official receipt (1 original copy for client, 1 photocopy for MSD)		ITDI/ Administrative Division (ADM) Building/ Cashier Section ITDI-DOST		
Sample and others (see attached)		Client		
Client Satisfaction Measurement Form, QMS-F2 (1 original copy for MSD)		ITDI/ Materials Science Division (MSD) Building/ Reception Room		
<b>CLIENT STEPS</b>	<b>AGENCY ACTION</b>	<b>FEES TO BE PAID</b>	<b>PROCESSING TIME</b>	<b>PERSON RESPONSIBLE</b>
1. Inquiry (via telephone call, email, or walk-in)	1.1 Officer of the day will accommodate the client on their inquiry	None	2 minutes	<i>Officer of the day</i> Office of the Chief MSD Building
	1.2 Officer of the day will direct the client to	None	2 minutes	<i>MSD Technical Staff</i> Office of the Chief MSD Building



	appropriate technical personnel			
<p>2. Client will fill out the <i>Request for Technical Service Form</i> (ITDI-F2) online at:  <a href="https://request.itdi.com.ph/service">https://request.itdi.com.ph/service</a></p> <p>Submit sample/s.</p>	2.1 Let the client fill out ITDI-F2	None	10 minutes	<i>MSD technical Staff Office of the Chief MSD Building</i>
	2.2 Send the generated pdf file of ITDI-F2 to Researcher	None	2 minutes	<i>MSD technical Staff Office of the Chief MSD Building</i>
	2.3 Researcher will validate thru: <a href="https://techservice.itdi.com.ph/web/site/login">https://techservice.itdi.com.ph/web/site/login</a>	None	5 minutes	<i>MSD technical Staff Office of the Chief MSD Building</i>
	2.4 Print three(3) copies of generated pdf	None	2 minutes	<i>MSD technical Staff Office of the Chief MSD Building</i>
	2.5 Division chief/ OIC/ Section head, activity leader will sign ITDI-F2	None	2 minutes	<i>Chief SRS or Section head, activity leader Staff Room, MSD Building</i>
<p>3. No activity</p> <p>*Pay the required fees Option 1: Pay to the Cashier Option 2: E-payment</p>	3.1 Forward to accounting section for the processing of order of payment	See attached and <a href="https://itdi.dost.gov.ph/index.php/technical-services-fees/specialized-testing-services/msd-standardized-fees">https://itdi.dost.gov.ph/index.php/technical-services-fees/specialized-testing-services/msd-standardized-fees</a>	Please refer to the Service Specification process on Order of Payment, Finance and Management Division (FMD)	<i>Administrative Officer IV Accounting Section, FMD, Metrology Building</i>
	3.2 Issue official receipt (OR)		Please refer to the Service	<i>Administrative Officer III</i>



			Specification of cashier's process on Issuance of Official Receipt, Administrative Division (ADM)	Cashier Section, ADM, Metrology Building
4. Secure the original copy of OR and sign the receiving copy	4.1 Provide the original copy of the OR to the client and facilitate signing of the receiving copy	None	5 minutes	<i>MSD Technical Staff</i> Office of the Chief, MSD Building
5. No activity	5.1 Conduct the testing service	None	2 days, 1 hour	<i>MSD Technical Staff</i> MSD Building
6. Receive the Report of Analysis via email / courier or pick-up at the Materials Science Division	6.1 Prepare Report of Analysis including revision	None	2 days	<i>MSD Technical Staff</i> Office of the Chief MSD Building
	6.2 Review, approve and signature of Division Chief /OIC/Supervisor	None	1 day	<i>Chief SRS / Sup. SRS</i> Staff Room, MSD Building
	6.3 Provide copy of approved /signed Report of Analysis to client	None	10 minutes	<i>MSD Technical Staff</i> Office of the Chief MSD Building
7. Fill-out the Client Satisfaction Measurement Form, QMS-F2	7.1 Provide the client with QMS-F2 form	None	10 minutes	<i>MSD Technical Staff</i> Office of the Chief MSD Building
	7.2 Receive the duly accomplished QMS-F2 form	None	2 minutes	<i>MSD Technical Staff</i> Office of the Chief MSD Building
<b>TOTAL:</b>		<b>See attached and <a href="https://itdi.dost">https://itdi.dost</a>.</b>	<b>5 days, 2 hours, 2 minutes</b>	





	<a href="http://gov.ph/index.php/technical-services-fees/specialized-testing-services/msd-standardized-fees">gov.ph/index.php/technical-services-fees/specialized-testing-services/msd-standardized-fees</a>		
--	--	--	--

B.10 TEM Imaging, Diffraction and EDS (4 images and 4 SEAD images /sample or 4 images and 2 NBD images/sample)  
 B.11 X-ray Diffraction Analysis (no soft copy): one sample

<b>Office or Division:</b>	Materials Science Division			
<b>Classification:</b>	Highly Technical			
<b>Type of Transaction:</b>	G2C- Government to Citizen, G2B- Government to Business, G2G- Government to Government			
<b>Who may avail:</b>	All			
<b>CHECKLIST OF REQUIREMENTS</b>		<b>WHERE TO SECURE</b>		
Request for Technical Service form, ITDI-F2 (2 original copies, 1 for client, 1 for MSD)		ITDI/ Materials Science Division (MSD) Building/ Reception Room		
Order of payment (1 original copy for Accounting Section)		ITD/ Financial Management Division (FMD) Building/Accounting Section		
Official receipt (1 original copy for client, 1 photocopy for MSD)		ITDI/ Administrative Division (ADM) Building/Cashier Section ITDI-DOST		
Sample and others (see attached)		Client		
Client Satisfaction Measurement Form, QMS-F2 (1 original copy for MSD)		ITDI/ Materials Science Division (MSD) Building/ Reception Room		
<b>CLIENT STEPS</b>	<b>AGENCY ACTION</b>	<b>FEES TO BE PAID</b>	<b>PROCESSING TIME</b>	<b>PERSON RESPONSIBLE</b>



1. Inquiry (via telephone call, email, or walk-in)	1.1 Officer of the day will accommodate the client on their inquiry	None	2 minutes	Officer of the day Office of the Chief MSD Building
	1.2 Officer of the day will direct the client to appropriate technical personnel	None	2 minutes	MSD Technical Staff Office of the Chief MSD Building
2. Client will fill out the <i>Request for Technical Service Form</i> (ITDI-F2) online at: <a href="https://request.itdi.com.ph/service">https://request.itdi.com.ph/service</a>  Submit sample/s.	2.1 Let the client fill out ITDI-F2	None	10 minutes	MSD technical Staff Office of the Chief MSD Building
	2.2 Send the generated pdf file of ITDI-F2 to Researcher	None	2 minutes	MSD technical Staff Office of the Chief MSD Building
	2.3 Researcher will validate thru: <a href="https://techservice.itdi.com.ph/web/site/login">https://techservice.itdi.com.ph/web/site/login</a>	None	5 minutes	MSD technical Staff Office of the Chief MSD Building
	2.4 Print three(3) copies of generated pdf	None	2 minutes	MSD technical Staff Office of the Chief MSD Building
	2.5 Division chief/ OIC/ Section head, activity leader will sign ITDI-F2	None	2 minutes	Chief SRS or Section head, activity leader Staff Room, MSD Building
3. No activity  *Pay the required fees Option 1: Pay to the Cashier Option 2: E-payment	3.1 Forward to accounting section for the processing of order of payment	See attached and <a href="https://itdi.dost.gov.ph/index.php/technical-services-fees/specialized-">https://itdi.dost.gov.ph/index.php/technical-services-fees/specialized-</a>	Please refer to the Service Specification process on Order of Payment,	Administrative Officer IV Accounting Section, FMD, Metrology Building



	3.2 Issue official receipt (OR)	testing-services/msd-standardized-fees	Finance and Management Division (FMD)  Please refer to the Service Specification of cashier's process on Issuance of Official Receipt, Administrative Division (ADM)	<i>Administrative Officer III</i> Cashier Section, ADM, Metrology Building
4. Secure the original copy of OR and sign the receiving copy	4.1 Provide the original copy of the OR to the client and facilitate signing of the receiving copy	None	5 minutes	<i>MSD Technical Staff</i> Office of the Chief, MSD Building
5. No activity	5.1 Conduct the testing service	None	4 days, 1 hour	<i>MSD Technical Staff</i> MSD Building
6. Receive the Report of Analysis via email / courier or pick-up at the Materials Science Division	6.1 Prepare Report of Analysis including revision	None	2 days	<i>MSD Technical Staff</i> Office of the Chief MSD Building
	6.2 Review, approve and signature of Division Chief /OIC/Supervisor	None	1 day	<i>Chief SRS / Sup. SRS</i> Staff Room, MSD Building
	6.3 Provide copy of approved/signed Report of Analysis to client	None	10 minutes	<i>MSD Technical Staff</i> Office of the Chief MSD Building
7. Fill-out the Client Satisfaction Measurement Form, QMS-F2	7.1 Provide the client with QMS-F2 form	None	10 minutes	<i>MSD Technical Staff</i> Office of the Chief MSD Building



	7.2 Receive the duly accomplished QMS-F2 form	None	2 minutes	MSD Technical Staff Office of the Chief MSD Building
<b>TOTAL:</b>		<b>See attached and <a href="https://itdi.dost.gov.ph/index.php/technical-services-fees/specialized-testing-services/msd-standardized-fees">https://itdi.dost.gov.ph/index.php/technical-services-fees/specialized-testing-services/msd-standardized-fees</a></b>	<b>7 days, 2 hours, 2 minutes</b>	

C. This service is offered by the MSD to conduct preliminary evaluation consisting of several stages in testing such as determining the physical properties and compressive strength of red clay sample at four firing temperatures.

C.1 Preliminary Evaluation of One Red Clay (for one month)

<b>Office or Division:</b>	Materials Science Division		
<b>Classification:</b>	Highly Technical		
<b>Type of Transaction:</b>	G2C- Government to Citizen, G2B- Government to Business, G2G- Government to Government		
<b>Who may avail:</b>	All		
<b>CHECKLIST OF REQUIREMENTS</b>		<b>WHERE TO SECURE</b>	
Request for Technical Service form, ITDI-F2 (2 original copies, 1 for client, 1 for MSD)		ITDI/ Materials Science Division (MSD) Building/ Reception Room	



Order of payment (1 original copy for Accounting Section)		ITD/ Financial Management Division (FMD) Building/Accounting Section		
Official receipt (1 original copy for client, 1 photocopy for MSD)		ITDI/ Administrative Division (ADM) Building/Cashier Section ITDI-DOST		
Sample and others (see attached)		Client		
Client Satisfaction Measurement Form, QMS-F2 (1 original copy for MSD)		ITDI/ Materials Science Division (MSD) Building/ Reception Room		
CLIENT STEPS	AGENCY ACTION	FEES TO BE PAID	PROCESSING TIME	PERSON RESPONSIBLE
1. Inquiry (via telephone call, email, or walk-in)	1.1 Officer of the day will accommodate the client on their inquiry	None	2 minutes	<i>Officer of the day</i> Office of the Chief MSD Building
	1.2 Officer of the day will direct the client to appropriate technical personnel	None	2 minutes	<i>MSD Technical Staff</i> Office of the Chief MSD Building
2. Client will fill-up the <i>Request for Technical Service Form</i> (ITDI-F2) online at: <a href="https://request.itdi.com.ph/service">https://request.itdi.com.ph/service</a>  Submit sample/s.	2.1 Let the client fill-up ITDI-F2	None	10 minutes	<i>MSD technical Staff</i> Office of the Chief MSD Building
	2.3 Send the generated pdf file of ITDI-F2 to Researcher	None	2 minutes	<i>MSD technical Staff</i> Office of the Chief MSD Building
	2.3 Researcher will validate thru: <a href="https://techservice.itdi.com.ph/web/site/login">https://techservice.itdi.com.ph/web/site/login</a>	None	5 minutes	<i>MSD technical Staff</i> Office of the Chief MSD Building
			None	2 minutes



	2.4 Print three(3) copies of generated pdf  2.5 Division chief/ OIC/ Section head, activity leader will sign ITDI-F2	None	2 minutes	Office of the Chief MSD Building  <i>Chief SRS or Section head, activity leader</i> Staff Room, MSD Building
3. No activity  *Pay the required fees Option 1: Pay to the Cashier Option 2: E-payment	3.1 Forward to accounting section for the processing of order of payment          3.2 Issue official receipt (OR)	See attached and <a href="https://itdi.dost.gov.ph/index.php/technical-services-fees/specialized-testing-services/msd-standardized-fees">https://itdi.dost.gov.ph/index.php/technical-services-fees/specialized-testing-services/msd-standardized-fees</a>	Please refer to the Service Specification process on Order of Payment, Finance and Management Division (FMD)  Please refer to the Service Specification of cashier's process on Issuance of Official Receipt, Administrative Division (ADM)	<i>Administrative Officer IV</i> Accounting Section, FMD, Metrology Building          <i>Administrative Officer III</i> Cashier Section, ADM, Metrology Building
4. Secure the original copy of OR and sign the receiving copy	4.1 Provide the original copy of the OR to the client and facilitate signing of the receiving copy	None	5 minutes	<i>MSD Technical Staff</i> Office of the Chief, MSD Building
5. No activity	5.1 Conduct the testing service	None	30 days, 4 hours	<i>MSD Technical Staff</i> MSD Building
6. Receive the Report of Analysis via email / courier or pick-up at the Materials Science Division	6.1 Prepare Report of Analysis including revision	None	2 days	<i>MSD Technical Staff</i> Office of the Chief MSD Building



	5.2 Review, approve and signature of Division Chief /OIC/Supervisor	None	1 day	Chief SRS / Sup. SRS Staff Room, MSD Building
	6.3 Provide copy of approved/signed Report of Analysis to client	None	10 minutes	MSD Technical Staff Office of the Chief MSD Building
7. Fill-out the Client Satisfaction Measurement Form, QMS-F2	7.1 Provide the client with QMS-F2 form	None	10 minutes	MSD Technical Staff Office of the Chief MSD Building
	7.2 Receive the duly accomplished QMS-F2 form	None	2 minutes	MSD Technical Staff Office of the Chief MSD Building
<b>TOTAL:</b>		<b>See attached and <a href="https://itdi.dost.gov.ph/index.php/technical-services-fees/specialized-testing-services/msd-standardized-fees">https://itdi.dost.gov.ph/index.php/technical-services-fees/specialized-testing-services/msd-standardized-fees</a></b>	<b>33 days, 5 hours, 2 minutes</b>	

33 days, 5 hours, 2 minutes, Preliminary Evaluation of One Red Clay is qualified for Multi-Stage Processing



## II. Materials Development (Matdev) Laboratory

A. These services are offered by MSD for Use of Facility to 3D print materials.

- A.1 Composite FDM 3D Printing using Markforged Marktwo (Material: Pure Onyx) Use of Electrospinning apparatus
- A.2 Composite FDM 3D Printing using Markforged Marktwo (Material: Onyx w/ continuous Carbon fiber)
- A.3 Composite FDM 3D Printing using Markforged Marktwo (Material: Onyx w/ continuous Fiber glass)
- A.4 Composite FDM 3D Printing using Markforged Marktwo (Material: Onyx w/ continuous Kevlar)
- A.5 Composite FDM 3D Printing using Markforged Marktwo (Material: Onyx w/ continuous HSHT Glass)
- A.6 FDM 3D Printing using Ultimaker S5
- A.7 High Temp. FDM 3D Printing using Intamsys Funmat Pro 410 (Material: PEKK)
- A.8 High Temp. FDM 3D Printing using Intamsys Funmat Pro 410 (Material: PEI)
- A.9 High Temp. FDM 3D Printing using Intamsys Funmat Pro 410 (Material: PEEK)
- A.10 SLA 3D Printing using FORMLABS FORM 2 (Ceramic)
- A.11 SLA 3D Printing using FORMLABS FORM 2 (Resin Type: Standard Resin)
- A.12 SLA 3D Printing using FORMLABS FORM 2 (Resin Type: Tough Resin)
- A.13 SLA 3D Printing using FORMLABS FORM 2 (Resin Type: High Temp. Resin)
- A.14 SLA 3D Printing using FORMLABS FORM 2 (Resin Type: Dental SG Resin)
- A.15 SLA 3D Printing using FORMLABS FORM 2 (Resin Type: Dental LT Resin)

<b>Office or Division:</b>	Materials Science Division	
<b>Classification:</b>	Simple	
<b>Type of Transaction:</b>	G2C- Government to Citizen, G2B- Government to Business, G2G- Government to Government	
<b>Who may avail:</b>	All	
<b>CHECKLIST OF REQUIREMENTS</b>		<b>WHERE TO SECURE</b>
Request for Technical Service form, ITDI-F2 (2 original copies, 1 for client, 1 for MSD)		ITDI/ Materials Science Division (MSD) Building/ Reception Room





Order of payment (1 original copy for Accounting Section)		ITD/ Financial Management Division (FMD) Building/Accounting Section		
Official receipt (1 original copy for client, 1 photocopy for MSD)		ITDI/ Administrative Division (ADM) Building/Cashier Section ITDI-DOST		
Sample and others (see attached)		Client		
Exit Pass (2 original copies for client, 1 photocopy for MSD)		ITDI/ Materials Science Division (MSD) Building/ Reception Room		
Client Satisfaction Measurement Form, QMS-F2 (1 original copy for MSD)				
CLIENT STEPS	AGENCY ACTION	FEES TO BE PAID	PROCESSING TIME	PERSON RESPONSIBLE
1. Inquiry (via telephone call, email, or walk-in)	1.1 Officer of the day will accommodate the client on their inquiry	None	2 minutes	<i>Officer of the day</i> Office of the Chief MSD Building
	1.2 Officer of the day will direct the client to appropriate technical personnel	None	2 minutes	<i>MSD Technical Staff</i> Office of the Chief MSD Building
2. Client will fill out the <i>Request for Technical Service Form</i> (ITDI-F2) online at: <a href="https://request.itdi.com.ph/service">https://request.itdi.com.ph/service</a>  Submit the .STL file of the design	2.1 Let the client fill-out ITDI-F2	None	10 minutes	<i>MSD technical Staff</i> Office of the Chief MSD Building
	2.2 Send the generated pdf file of ITDI-F2 to Researcher	None	2 minutes	<i>MSD technical Staff</i> Office of the Chief MSD Building
	2.3 Researcher will validate thru: <a href="https://techservice.itdi.com.ph/web/site/login">https://techservice.itdi.com.ph/web/site/login</a>	None	5 minutes	<i>MSD technical Staff</i> Office of the Chief MSD Building



	2.4 Print three(3) copies of generated pdf	None	2 minutes	<i>MSD technical Staff Office of the Chief MSD Building</i>
	2.5 Division chief/ OIC/ Section head, activity leader will sign ITDI-F2	None	2 minutes	<i>Chief SRS or Section head, activity leader Staff Room, MSD Building</i>
3. No activity  *Pay the required fees Option 1: Pay to the Cashier Option 2: E- payment	3.1 Forward to accounting section for the processing of order of payment          3.2 Issue official receipt (OR)	See attached and <a href="https://itdi.dost.gov.ph/index.php/technical-services-fees/specialized-testing-services/material-development-lab-fees">https://itdi.dost.gov.ph/index.php/technical-services-fees/specialized-testing-services/material-development-lab-fees</a>	Please refer to the Service Specification process on Order of Payment, Finance and Management Division (FMD)  Please refer to the Service Specification of cashier's process on Issuance of Official Receipt, Administrative Division (ADM)	<i>Administrative Officer IV Accounting Section, FMD, Metrology Building</i>          <i>Administrative Officer III Cashier Section, ADM, Metrology Building</i>
4. Secure the original copy of OR and sign the receiving copy	4.1 Provide the original copy of the OR to the client and facilitate signing of the receiving copy	None	5 minutes	<i>MSD Technical Staff Office of the Chief, MSD Building</i>
5. No activity	5.1 Conduct the testing service	None	2 days, 6 hours	<i>MSD Technical Staff MSD Building</i>
6. Receive processed samples	6.1 Give a copy of exit pass	None	5 minutes	<i>MSD Technical Staff Office of the Chief MSD Building</i>



	6.2 Receive and check entry of duly accomplished exit pass	None	5 minutes	<i>MSD Technical Staff Office of the Chief MSD Building</i>
	6.3 4 Division chief/ OIC/ Section head will sign the exit pass	None	5 minutes	<i>Chief SRS or Section head Staff Room, MSD Building</i>
	6.4 Give processed samples	None	2 minutes	<i>MSD Technical Staff Office of the Chief MSD Building</i>
7. Fill-out the Client Satisfaction Measurement Form, QMS-F2	7.1 Provide the client with QMS-F2 form	None	10 minutes	<i>MSD Technical Staff Office of the Chief MSD Building</i>
	7.2 Receive the duly accomplished - QMS-F2 form	None	2 minutes	<i>MSD Technical Staff Office of the Chief MSD Building</i>
<b>TOTAL:</b>		<b>See attached and <a href="https://itdi.dost.gov.ph/index.php/technical-services-fees/specialized-testing-services/material-development-lab-fees">https://itdi.dost.gov.ph/index.php/technical-services-fees/specialized-testing-services/material-development-lab-fees</a></b>	<b>2 days, 7 hours, 9 minutes</b>	



B. These services are offered by MSD for Use of Facility to scan sample/s.

- B.1 Artec Space Spider 3D Handheld Scanner (Small Size 5-10 cm)
- B.2 Artec Space Spider 3D Handheld Scanner (Medium Size 10-20 cm)
- B.3 Artec Space Spider 3D Handheld Scanner (Large Size 20-30 cm)

<b>Office or Division:</b>	Materials Science Division			
<b>Classification:</b>	Complex			
<b>Type of Transaction:</b>	G2C- Government to Citizen, G2B- Government to Business, G2G- Government to Government			
<b>Who may avail:</b>	All			
<b>CHECKLIST OF REQUIREMENTS</b>		<b>WHERE TO SECURE</b>		
Request for Technical Service form, ITDI-F2 (2 original copies, 1 for client, 1 for MSD)		ITDI/ Materials Science Division (MSD) Building/ Reception Room		
Order of payment (1 original copy for Accounting Section)		ITD/ Financial Management Division (FMD) Building/Accounting Section		
Official receipt (1 original copy for client, 1 photocopy for MSD)		ITDI/ Administrative Division (ADM) Building/Cashier Section ITDI-DOST		
Sample and others (see attached)		Client		
Exit Pass (2 original copies for client, 1 photocopy for MSD)		ITDI/ Materials Science Division (MSD) Building/ Reception Room		
Client Satisfaction Measurement Form, QMS-F2 (1 original copy for MSD)		ITDI/ Materials Science Division (MSD) Building/ Reception Room		
<b>CLIENT STEPS</b>	<b>AGENCY ACTION</b>	<b>FEES TO BE PAID</b>	<b>PROCESSING TIME</b>	<b>PERSON RESPONSIBLE</b>
1. Inquiry (via telephone call, email, or walk-in)	1.1 Officer of the day will accommodate the client on their inquiry	None	2 minutes	<i>Officer of the day</i> Office of the Chief MSD Building



	1.2 Officer of the day will direct the client to appropriate technical personnel	None	2 minutes	<i>MSD Technical Staff Office of the Chief MSD Building</i>
2. Client will fill out the <i>Request for Technical Service Form</i> (ITDI-F2) online at: <a href="https://request.itdi.com.ph/service">https://request.itdi.com.ph/service</a>  Submit the .STL file of the design	2.1 Let the client fill out ITDI-F2	None	10 minutes	<i>MSD technical Staff Office of the Chief MSD Building</i>
	2.2 Send the generated pdf file of ITDI-F2 to Researcher	None	2 minutes	<i>MSD technical Staff Office of the Chief MSD Building</i>
	2.3 Researcher will validate thru: <a href="https://techservice.itdi.com.ph/web/site/login">https://techservice.itdi.com.ph/web/site/login</a>	None	5 minutes	<i>MSD technical Staff Office of the Chief MSD Building</i>
	2.4 Print three(3) copies of generated pdf	None	2 minutes	<i>MSD technical Staff Office of the Chief MSD Building</i>
	2.5 Division chief/ OIC/ Section head, activity leader will sign ITDI-F2	None	2 minutes	<i>Chief SRS or Section head, activity leader Staff Room, MSD Building</i>
3. No activity  *Pay the required fees Option 1: Pay to the Cashier Option 2: E-payment	3.1 Forward to accounting section for the processing of order of payment	See attached and <a href="https://itdi.dost.gov.ph/index.php/technical-services-fees/specialized-testing-services/material-">https://itdi.dost.gov.ph/index.php/technical-services-fees/specialized-testing-services/material-</a>	Please refer to the Service Specification process on Order of Payment, Finance and Management Division (FMD)	<i>Administrative Officer IV Accounting Section, FMD, Metrology Building</i>



	3.2 Issue official receipt (OR)	development-lab-fees	Please refer to the Service Specification of cashier's process on Issuance of Official Receipt, Administrative Division (ADM)	<i>Administrative Officer III</i> Cashier Section, ADM, Metrology Building
4. Secure the original copy of OR and sign the receiving copy	4.1 Provide the original copy of the OR to the client and facilitate signing of the receiving copy	None	5 minutes	<i>MSD Technical Staff</i> Office of the Chief, MSD Building
5. No activity	5.1 Conduct the testing service	None	3 days, 1 hour	<i>MSD Technical Staff</i> MSD Building
6. Receive processed samples	6.1 Give a copy of exit pass	None	5 minutes	<i>MSD Technical Staff</i> Office of the Chief MSD Building
	6.2 Receive and check entry of duly accomplished exit pass	None	5 minutes	<i>MSD Technical Staff</i> Office of the Chief MSD Building
	6.3 4 Division chief/ OIC/ Section head will sign the exit pass	None	5 minutes	<i>Chief SRS or Section head</i> Staff Room, MSD Building
	6.4 Give STL file via email or flash drive	None	2 minutes	<i>MSD Technical Staff</i> Office of the Chief MSD Building
7. Fill-out the Client Satisfaction Measurement Form, QMS-F2	7.1 Provide the client with QMS-F2 form	None	10 minutes	<i>MSD Technical Staff</i> Office of the Chief MSD Building



	7.2 Receive the duly accomplished QMS-F2 form	None	2 minutes	MSD Technical Staff Office of the Chief MSD Building
<b>TOTAL:</b>		<b>See attached and <a href="https://itdi.dost.gov.ph/index.php/technical-services-fees/specialized-testing-services/material-development-lab-fees">https://itdi.dost.gov.ph/index.php/technical-services-fees/specialized-testing-services/material-development-lab-fees</a></b>	<b>3 days, 2 hours, 9 minutes</b>	

C. These services are offered by MSD for Testing/Analysis to characterize materials.

C.1 2D and 3D Optical Imaging using Keyence VHX-7000

C.2 2D and 3D Optical Imaging with Measurements using Keyence VHX-7000

<b>Office or Division:</b>	Materials Science Division
<b>Classification:</b>	Complex
<b>Type of Transaction:</b>	G2C- Government to Citizen, G2B- Government to Business, G2G- Government to Government
<b>Who may avail:</b>	All
<b>CHECKLIST OF REQUIREMENTS</b>	
<b>WHERE TO SECURE</b>	



Request for Technical Service form, ITDI-F2 (2 original copies 1 for client, 1 for MSD)		ITDI/ Materials Science Division (MSD) Building/ Reception Room		
Order of payment (1 original copy for Accounting Section)		ITD/ Financial Management Division (FMD) Building/Accounting Section		
Official receipt (1 original copy for client, 1 photocopy for MSD)		ITDI/ Administrative Division (ADM) Building/Cashier Section ITDI-DOST		
Sample and others (see attached)		Client		
Client Satisfaction Measurement Form, QMS-F2 (1 original copy for MSD)		ITDI/ Materials Science Division (MSD) Building/ Reception Room		
CLIENT STEPS	AGENCY ACTION	FEES TO BE PAID	PROCESSING TIME	PERSON RESPONSIBLE
1. Inquiry (via telephone call, email, or walk-in)	1.1 Officer of the day will accommodate the client on their inquiry	None	2 minutes	<i>Officer of the day</i> Office of the Chief MSD Building
	1.2 Officer of the day will direct the client to appropriate technical personnel	None	2 minutes	<i>MSD Technical Staff</i> Office of the Chief MSD Building
2. Client will fill out the <i>Request for Technical Service Form</i> (ITDI-F2) online at: <a href="https://request.itdi.com.ph/service">https://request.itdi.com.ph/service</a>  Submit sample/s.	2.1 Let the client fill out ITDI-F2	None	10 minutes	<i>MSD technical Staff</i> Office of the Chief MSD Building
	2.2 Send the generated pdf file of ITDI-F2 to Researcher	None	2 minutes	<i>MSD technical Staff</i> Office of the Chief MSD Building
	2.3 Researcher will validate thru: <a href="https://techservice.itdi.com.ph/web/site/login">https://techservice.itdi.com.ph/web/site/login</a>	None	5 minutes	<i>MSD technical Staff</i> Office of the Chief MSD Building





	2.4 Print three(3) copies of generated pdf	None	2 minutes	<i>MSD technical Staff Office of the Chief MSD Building</i>
	2.5 Division chief/ OIC/ Section head, activity leader will sign ITDI-F2	None	2 minutes	<i>Chief SRS or Section head, activity leader Staff Room, MSD Building</i>
3. No activity  *Pay the required fees Option 1: Pay to the Cashier Option 2: E-payment	3.1 Forward to accounting section for the processing of order of payment          3.2 Issue official receipt (OR)	See attached and <a href="https://itdi.dost.gov.ph/index.php/technical-services-fees/specialized-testing-services/msd-standardized-fees">https://itdi.dost.gov.ph/index.php/technical-services-fees/specialized-testing-services/msd-standardized-fees</a>	Please refer to the Service Specification process on Order of Payment, Finance and Management Division (FMD)  Please refer to the Service Specification of cashier's process on Issuance of Official Receipt, Administrative Division (ADM)	<i>Administrative Officer IV Accounting Section, FMD, Metrology Building</i>          <i>Administrative Officer III Cashier Section, ADM, Metrology Building</i>
4. Secure the original copy of OR and sign the receiving copy	4.1 Provide the original copy of the OR to the client and facilitate signing of the receiving copy	None	5 minutes	<i>MSD Technical Staff Office of the Chief, MSD Building</i>
5. No activity	5.1 Conduct the testing service	None	2 days, 1 hour	<i>MSD Technical Staff MSD Building</i>



6. Receive the Report of Analysis via email / courier or pick-up at the Materials Science Division	6.1 Prepare Report of Analysis including revision	None	2 days	<i>MSD Technical Staff Office of the Chief MSD Building</i>
	6.2 Review, approve and signature of Division Chief /OIC/Supervisor	None	1 day	<i>Chief SRS / Sup. SRS Staff Room, MSD Building</i>
	6.3 Provide copy of approved/signed Report of Analysis to client	None	10 minutes	<i>MSD Technical Staff Office of the Chief MSD Building</i>
7. Fill-out the Client Satisfaction Measurement Form, QMS-F2	7.1 Provide the client with QMS-F2 form	None	10 minutes	<i>MSD Technical Staff Office of the Chief MSD Building</i>
	7.2 Receive the duly accomplished QMS-F2 form	None	2 minutes	<i>MSD Technical Staff Office of the Chief MSD Building</i>
<b>TOTAL:</b>		<b>See attached and  <a href="https://itdi.dost.gov.ph/index.php/technical-services-fees/specialized-testing-services/msd-standardized-fees">https://itdi.dost.gov.ph/index.php/technical-services-fees/specialized-testing-services/msd-standardized-fees</a> </b>		<b>5 days,  2 hours,  2 minutes</b>



C.3 Dynamic Mechanical Analysis with Tg Determination using Hitachi DMA7100 w/ Positive Temp.  
 C.4 Dynamic Mechanical Analysis with Tg Determination using Hitachi DMA7100 w/ Negative Temp.

<b>Office or Division:</b>	Materials Science Division			
<b>Classification:</b>	Highly Technical			
<b>Type of Transaction:</b>	G2C- Government to Citizen, G2B- Government to Business, G2G- Government to Government			
<b>Who may avail:</b>	All			
<b>CHECKLIST OF REQUIREMENTS</b>		<b>WHERE TO SECURE</b>		
Request for Technical Service form, ITDI-F2 (2 original copies, 1 for client, 1 for MSD)		ITDI/ Materials Science Division (MSD) Building/ Reception Room		
Order of payment (1 original copy for Accounting Section)		ITD/ Financial Management Division (FMD) Building/Accounting Section		
Official receipt (1 original copy for client, 1 photocopy for MSD)		ITDI/ Administrative Division (ADM) Building/Cashier Section ITDI-DOST		
Sample and others (see attached)		Client		
Client Satisfaction Measurement Form, QMS-F2 (1 original copy for MSD)		ITDI/ Materials Science Division (MSD) Building/ Reception Room		
<b>CLIENT STEPS</b>	<b>AGENCY ACTION</b>	<b>FEES TO BE PAID</b>	<b>PROCESSING TIME</b>	<b>PERSON RESPONSIBLE</b>
1. Inquiry (via telephone call, email, or walk-in)	1.1 Officer of the day will accommodate the client on their inquiry	None	2 minutes	<i>Officer of the day</i> Office of the Chief MSD Building
	1.2 Officer of the day will direct the client to appropriate technical personnel	None	2 minutes	<i>MSD Technical Staff</i> Office of the Chief MSD Building



<p>2. Client will fill out the <i>Request for Technical Service Form</i> (ITDI-F2) online at: <a href="https://request.itdi.com.ph/service">https://request.itdi.com.ph/service</a></p> <p>Submit sample/s.</p>	<p>2.1 Let the client fill out ITDI-F2</p> <p>2.2 Send the generated pdf file of ITDI-F2 to Researcher</p> <p>2.3 Researcher will validate thru: <a href="https://techservice.itdi.com.ph/web/site/login">https://techservice.itdi.com.ph/web/site/login</a></p> <p>2.4 Print three(3) copies of generated pdf</p> <p>2.5 Division chief/ OIC/ Section head, activity leader will sign ITDI-F2</p>	<p>None</p> <p>None</p> <p>None</p> <p>None</p> <p>None</p>	<p>10 minutes</p> <p>2 minutes</p> <p>5 minutes</p> <p>2 minutes</p> <p>2 minutes</p>	<p><i>MSD technical Staff</i> Office of the Chief MSD Building</p> <p><i>MSD technical Staff</i> Office of the Chief MSD Building</p> <p><i>MSD technical Staff</i> Office of the Chief MSD Building</p> <p><i>MSD technical Staff</i> Office of the Chief MSD Building</p> <p><i>Chief SRS or Section head,</i> <i>activity leader</i> Staff Room, MSD Building</p>
<p>3. No activity</p> <p>*Pay the required fees Option 1: Pay to the Cashier Option 2: E-payment</p>	<p>3.1 Forward to accounting section for the processing of order of payment</p> <p>3.2 Issue official receipt (OR)</p>	<p>See attached and <a href="https://itdi.dost.gov.ph/index.php/technical-services-fees/specialized-testing-services/msd-standardized-fees">https://itdi.dost.gov.ph/index.php/technical-services-fees/specialized-testing-services/msd-standardized-fees</a></p>	<p>Please refer to the Service Specification process on Order of Payment, Finance and Management Division (FMD)</p> <p>Please refer to the Service Specification of cashier's process</p>	<p><i>Administrative Officer IV</i> Accounting Section, FMD, Metrology Building</p> <p><i>Administrative Officer III</i> Cashier Section, ADM, Metrology Building</p>



			on Issuance of Official Receipt, Administrative Division (ADM)	
4. Secure the original copy of OR and sign the receiving copy	4.1 Provide the original copy of the OR to the client and facilitate signing of the receiving copy	None	5 minutes	<i>MSD Technical Staff Office of the Chief, MSD Building</i>
5. No activity	5.1 Conduct the testing service	None	4 days, 1 hour	<i>MSD Technical Staff MSD Building</i>
6. Receive the Report of Analysis via email / courier or pick-up at the Materials Science Division	6.1 Prepare Report of Analysis including revision	None	2 days	<i>MSD Technical Staff Office of the Chief MSD Building</i>
	6.2 Review, approve and signature of Division Chief /OIC/Supervisor	None	1 day	<i>Chief SRS / Sup. SRS Staff Room, MSD Building</i>
	6.3 Provide copy of approved/signed Report of Analysis to client	None	10 minutes	<i>MSD Technical Staff Office of the Chief MSD Building</i>
7. Fill-out the Client Satisfaction Measurement Form, QMS-F2	7.1 Provide the client with QMS-F2 form	None	10 minutes	<i>MSD Technical Staff Office of the Chief MSD Building</i>
	7.2 Receive the duly accomplished QMS-F2 form	None	2 minutes	<i>MSD Technical Staff Office of the Chief MSD Building</i>
<b>TOTAL:</b>		<b>See attached and <a href="https://itdi.dost.gov.ph/index.php/technical-">https://itdi.dost.gov.ph/index.php/technical-</a></b>	<b>7 days, 2 hours, 2 minutes</b>	



	<b>services- fees/specialized- testing- services/msd- standardized- fees</b>		
--	--	--	--



**Materials Science Division (MSD) Technical Services  
(Standardized Fees)**

**I. Nanotechnology/Membrane Laboratory**

No.	SERVICE NAME	LIST OF REQUIREMENTS	REQUIRED FEES, Php	
			Client	Student
A.1	Use of Compression Molding machine	<ul style="list-style-type: none"> <li>● ITDI-F2</li> <li>● Order of payment</li> <li>● Official receipt</li> <li>● Sample/s to be processed (1-8kg.)</li> <li>● Exit Pass</li> <li>● QMS-F2</li> </ul>	1,049.00	839.00
A.2	Use of Grinder	<ul style="list-style-type: none"> <li>● ITDI-F2</li> <li>● Order of payment</li> <li>● Official receipt</li> <li>● Sample/s to be processed (3-10kg.)</li> <li>● Exit Pass</li> <li>● QMS-F2</li> </ul>	610.00	488.00
A.3	Use of Twin Screw Extruder	<ul style="list-style-type: none"> <li>● ITDI-F2</li> <li>● Order of payment</li> <li>● Official receipt</li> <li>● Sample/s to be processed (1-10kg.)</li> <li>● Exit Pass</li> <li>● QMS-F2</li> </ul>	4,137.00	3,310.00
A.4	Use of Two Roll Mill and Compression Machine	<ul style="list-style-type: none"> <li>● ITDI-F2</li> <li>● Order of payment</li> <li>● Official receipt</li> <li>● Sample/s to be processed (1-8kg.)</li> <li>● Exit Pass</li> <li>● QMS-F2</li> </ul>	2,227.00	1,782.00
A.5	Firing Using 5kW Kiln (Firing Temperature: 800°C-1000°C)	<ul style="list-style-type: none"> <li>● ITDI-F2</li> <li>● Order of payment</li> </ul>	1,018.00	814.00



		<ul style="list-style-type: none"> <li>● Official receipt</li> <li>● Sample/s to be tested (powder-maximum of 1kg., solid- maximum of 2pcs. bricks with size 6cm x 12cm x 24cm (L x W x H))</li> <li>● QMS-F2</li> </ul>		
A.6	Pot milling of Mineral Powder, 500g – 1kg capacity (24 hours)	<ul style="list-style-type: none"> <li>● ITDI-F2</li> <li>● Order of payment</li> <li>● Official receipt</li> <li>● Sample/s to be processed (500-1000 grams)</li> <li>● Exit pass</li> <li>● QMS-F2</li> </ul>	1,844.00	1.476.00
B.1	Determination of water absorption for Ceramics	<ul style="list-style-type: none"> <li>● ITDI-F2</li> <li>● Order of payment, Official receipt</li> <li>● Sample/s to be tested (3 samples)</li> <li>● QMS-F2</li> </ul>	1,037.00	830.00
B.2	Elemental Analysis by X-ray Fluorescence / Wave Dispersive (WD-XRF): One sample	<ul style="list-style-type: none"> <li>● ITDI-F2</li> <li>● Order of payment</li> <li>● Official receipt</li> <li>● Sample/s to be tested (1 sample, at least 10 gm)</li> <li>● QMS-F2</li> </ul>	4,685.00	3,748.00
B.3	Particle Size Analysis by Dynamic Light Scattering: One sample	<ul style="list-style-type: none"> <li>● ITDI-F2</li> <li>● Order of payment</li> <li>● Official receipt</li> <li>● Sample/s to be tested (at least 3 grams powder samples, dispersing medium, Refractive Index (RI) of the powder dispersing medium)</li> <li>● QMS-F2</li> </ul>	2,611.00	2,089.00





B.4	Specular Gloss Measurement	<ul style="list-style-type: none"> <li>● ITDI-F2</li> <li>● Order of payment</li> <li>● Official receipt</li> <li>● Sample/s to be tested (3 replicates of test panels, minimum size of 50mm x 100mm)</li> <li>● QMS-F2</li> </ul>	536.00	428.00
B.5	X-ray Diffraction Analysis (raw data - ASCII file)	<ul style="list-style-type: none"> <li>● ITDI-F2</li> <li>● Order of payment</li> <li>● Official receipt</li> <li>● Sample/s to be tested (at least 10 grams powder)</li> <li>● raw data (ASCII file)</li> <li>● QMS-F2</li> </ul>	4,480.00	3,583.00
B.6	Surface Roughness by Imaging with measurement by Atomic Force Microscope (AFM)	<ul style="list-style-type: none"> <li>● ITDI-F2</li> <li>● Order of payment</li> <li>● Official receipt</li> <li>● Sample/s to be tested (1 flat sample, maximum diameter of 18mm, maximum height of 8mm)</li> <li>● QMS-F2</li> </ul>	4,338.00	3,471.00
B.7	TEM Imaging and Diffraction (4 images and 4 SEAD images /sample or 4 images and 2 NBD images/sample)	<ul style="list-style-type: none"> <li>● ITDI-F2</li> <li>● Order of payment</li> <li>● Official receipt</li> <li>● Sample/s to be tested (at least 1gram powder/colloidal solution)</li> <li>● QMS-F2</li> </ul>	16,169.00	12,936.00
B.8	TEM Imaging (Bright and Dark Field) (4 images/ sample)	<ul style="list-style-type: none"> <li>● ITDI-F2</li> <li>● Order of payment</li> <li>● Official receipt</li> <li>● Sample/s to be tested (at least 1 gram of powder/colloidal solution)</li> <li>● QMS-F2</li> </ul>	11,925.00	9,540.00



B.9	TEM Imaging EDS Analysis (4 images and 4 points analysis /sample)	<ul style="list-style-type: none"> <li>● ITDI-F2</li> <li>● Order of payment</li> <li>● Official receipt</li> <li>● Sample/s to be tested (at least 1 gram powder/colloidal solution)</li> <li>● QMS-F2</li> </ul>	16,169.00	12,936.00
B.10	TEM Imaging, Diffraction and EDS (4 images and 4 SEAD images /sample or 4 images and 2 NBD images/sample)	<ul style="list-style-type: none"> <li>● ITDI-F2</li> <li>● Order of payment</li> <li>● Official receipt</li> <li>● Sample/s to be tested (at least 1 gram powder/colloidal solution)</li> <li>● QMS-F2</li> </ul>	17,043.00	13,635.00
B.11	X-ray Diffraction Analysis(no soft copy): one sample	<ul style="list-style-type: none"> <li>● ITDI-F2</li> <li>● Order of payment</li> <li>● Official receipt</li> <li>● Sample/s to be tested (at least 10 grams powder)</li> <li>● QMS-F2</li> </ul>	4,480.00	3,583.00
C.1	Preliminary Evaluation of One Red Clay Sample (one month)	<ul style="list-style-type: none"> <li>● ITDI-F2</li> <li>● Order of payment</li> <li>● Official receipt</li> <li>● Sample/s to be tested (10kg)</li> <li>● QMS-F2</li> </ul>	7,615.00	6,092.00

## II. Materials Development(Matdev) Laboratory

NO.	SERVICE NAME	LIST OF REQUIREMENTS	REQUIRED FEES, Php	
			Client	Student
A.1	Composite FDM 3D Printing using Markforged Marktwo (Material: Pure Onyx)	<ul style="list-style-type: none"> <li>● ITDI-F2</li> <li>● Order of payment</li> <li>● Official receipt</li> <li>● Sample/s to be processed:               <ul style="list-style-type: none"> <li>- .STL file of the sample to be printed</li> <li>- Printable within 8 hours using the parameters set by the client</li> </ul> </li> </ul>	2135.00	1707.00



		<ul style="list-style-type: none"> <li>- Design must be printable within 320 mm x 132 mm x 154 mm (L x W x H)</li> <li>● Exit Pass</li> <li>● QMS-F2</li> </ul>		
A.2	Composite FDM 3D Printing using Markforged Marktwo (Material: Onyx w/ continuous Carbon fiber)	<ul style="list-style-type: none"> <li>● ITDI-F2</li> <li>● Order of payment, Official receipt</li> <li>● Sample/s to be processed:               <ul style="list-style-type: none"> <li>- .STL file of the sample to be printed</li> <li>- Printable within 8 hours using the parameters set by the client</li> <li>- Design must be printable within 320 mm x 132 mm x 154 mm (L x W x H)</li> </ul> </li> <li>● Exit Pass</li> <li>● QMS-F2</li> </ul>	7538.00	6030.00
A.3	Composite FDM 3D Printing using Markforged Marktwo (Material: Onyx w/ continuous Fiber glass)	<ul style="list-style-type: none"> <li>● ITDI-F2</li> <li>● Order of payment</li> <li>● Official receipt</li> <li>● Sample/s to be processed:               <ul style="list-style-type: none"> <li>- .STL file of the sample to be printed</li> <li>- Printable within 8 hours using the parameters set by the client</li> <li>- Design must be printable within 320 mm x 132 mm x 154 mm (L x W x H)</li> </ul> </li> <li>● Exit Pass</li> <li>● QMS-F2</li> </ul>	4800.00	3839.00
A.4	Composite FDM 3D Printing using Markforged Marktwo (Material: Onyx w/ continuous Kevlar)	<ul style="list-style-type: none"> <li>● ITDI-F2</li> <li>● Order of payment</li> <li>● Official receipt</li> <li>● Sample/s to be processed:               <ul style="list-style-type: none"> <li>- .STL file of the sample to be printed</li> <li>- Printable within 8 hours using the parameters set by the client</li> <li>- Design must be printable within 320 mm x 132 mm x 154 mm (L x W x H)</li> </ul> </li> <li>● Exit Pass</li> <li>● QMS-F2</li> </ul>	5487.00	4389.00



A.5	Composite FDM 3D Printing using Markforged Marktwo (Material: Onyx w/ continuous HSHT Glass)	<ul style="list-style-type: none"> <li>● ITDI-F2</li> <li>● Order of payment</li> <li>● Sample/s to be processed:               <ul style="list-style-type: none"> <li>- .STL file of the sample to be printed</li> <li>- Printable within 8 hours using the parameters set by the client</li> <li>- Design must be printable within 320 mm x 132 mm x 154 mm (L x W x H)</li> </ul> </li> <li>● Exit Pass</li> <li>● QMS-F2</li> </ul>	5487.00	4389.00
A.6	FDM 3D Printing using Ultimaker S5	<ul style="list-style-type: none"> <li>● ITDI-F2</li> <li>● Order of payment</li> <li>● Official receipt</li> <li>● Sample/s to be processed:               <ul style="list-style-type: none"> <li>- .STL file of the sample to be printed</li> <li>- Printable within 8 hours using the parameters set by the client</li> <li>- Design must be printable within 330 mm x 240 mm x 300 mm (L x W x H)</li> </ul> </li> <li>● Exit Pass</li> <li>● QMS-F2</li> </ul>	1963.00	1570.00
A.7	High Temp. FDM 3D Printing using Intamsys Funmat Pro 410 (Material: PEKK)	<ul style="list-style-type: none"> <li>● ITDI-F2</li> <li>● Order of payment</li> <li>● Official receipt</li> <li>● Sample/s to be processed:               <ul style="list-style-type: none"> <li>- .STL file of the sample to be printed</li> <li>- Printable within 8 hours using the parameters set by the client</li> <li>- Design must be printable within 305 mm x 305 mm x 406 mm (L x W x H)</li> </ul> </li> <li>● Exit Pass</li> <li>● QMS-F2</li> </ul>	5150.00	4120.00
A.8	High Temp. FDM 3D Printing using Intamsys Funmat Pro 410 (Material: PEI)	<ul style="list-style-type: none"> <li>● ITDI-F2</li> <li>● Order of payment</li> <li>● Official receipt</li> <li>● Sample/s to be processed:               <ul style="list-style-type: none"> <li>- .STL file of the sample to be printed</li> </ul> </li> </ul>	4067.00	3253.00



		<ul style="list-style-type: none"> <li>- Printable within 8 hours using the parameters set by the client</li> <li>- Design must be printable within 305 mm x 305 mm x 406 mm (L x W x H)</li> <li>● Exit Pass</li> <li>● QMS-F2</li> </ul>		
A.9	High Temp. FDM 3D Printing using Intamsys Funmat Pro 410 (Material: PEEK)	<ul style="list-style-type: none"> <li>● ITDI-F2</li> <li>● Order of payment</li> <li>● Official receipt</li> <li>● Sample/s to be processed:               <ul style="list-style-type: none"> <li>- .STL file of the sample to be printed</li> <li>- Printable within 8 hours using the parameters set by the client</li> <li>- Design must be printable within 305 mm x 305 mm x 406 mm (L x W x H)</li> </ul> </li> <li>● Exit Pass</li> <li>● QMS-F2</li> </ul>	5036.00	4028.00
A.10	SLA 3D Printing using FORMLABS FORM 2 (Ceramic)	<ul style="list-style-type: none"> <li>● ITDI-F2</li> <li>● Order of payment</li> <li>● Official receipt</li> <li>● Sample/s to be processed:               <ul style="list-style-type: none"> <li>- .STL file of the sample to be printed</li> <li>- Design printing time allowable within 8 hours</li> <li>- Design must be printable within 145 mm x 145 mm x 175 mm (L x W x H)</li> </ul> </li> <li>● Exit Pass</li> <li>● QMS-F2</li> </ul>	2964.00	2371.00
A.11	SLA 3D Printing using FORMLABS FORM 2 (Resin Type: Standard Resin)	<ul style="list-style-type: none"> <li>● ITDI-F2</li> <li>● Order of payment</li> <li>● Official receipt</li> <li>● Sample/s to be processed:               <ul style="list-style-type: none"> <li>- .STL file of the sample to be printed</li> <li>- Design printing time allowable within 8 hours</li> <li>- Design must be printable within 145 mm x 145 mm x 175 mm (L x W x H)</li> </ul> </li> <li>● Exit Pass</li> </ul>	3694.00	2955.00



		<ul style="list-style-type: none"> <li>● QMS-F2</li> </ul>		
A.12	SLA 3D Printing using FORMLABS FORM 2 (Resin Type: Tough Resin)	<ul style="list-style-type: none"> <li>● ITDI-F2</li> <li>● Order of payment</li> <li>● Official receipt</li> <li>● Sample/s to be processed:               <ul style="list-style-type: none"> <li>- .STL file of the sample to be printed</li> <li>- Design printing time allowable within 8 hours</li> <li>- Design must be printable within 145 mm x 145 mm x 175 mm (L x W x H)</li> </ul> </li> <li>● Exit Pass</li> <li>● QMS-F2</li> </ul>	5024.00	4018.00
A.13	SLA 3D Printing using FORMLABS FORM 2 (Resin Type: High Temp. Resin)	<ul style="list-style-type: none"> <li>● ITDI-F2</li> <li>● Order of payment</li> <li>● Official receipt</li> <li>● Sample/s to be processed:               <ul style="list-style-type: none"> <li>- .STL file of the sample to be printed</li> <li>- Design printing time allowable within 8 hours</li> <li>- Design must be printable within 145 mm x 145 mm x 175 mm (L x W x H)</li> </ul> </li> <li>● Exit Pass</li> <li>● QMS-F2</li> </ul>	5595.00	4475.00
A.14	SLA 3D Printing using FORMLABS FORM 2 (Resin Type: Dental SG Resin)	<ul style="list-style-type: none"> <li>● ITDI-F2</li> <li>● Order of payment</li> <li>● Official receipt</li> <li>● Sample/s to be processed:               <ul style="list-style-type: none"> <li>- .STL file of the sample to be printed</li> <li>- Design printing time allowable within 8 hours</li> <li>- Design must be printable within 145 mm x 145 mm x 175 mm (L x W x H)</li> </ul> </li> <li>● Exit Pass</li> <li>● QMS-F2</li> </ul>	7308.00	5847.00
A.15	SLA 3D Printing using FORMLABS FORM 2 (Resin Type: Dental LT Resin)	<ul style="list-style-type: none"> <li>● ITDI-F2</li> <li>● Order of payment</li> <li>● Official receipt</li> <li>● .STL file of the sample to be printed</li> <li>● Design printing time allowable within 8 hours</li> </ul>	8451.00	6760.00



		<ul style="list-style-type: none"> <li>● Design must be printable within 145 mm x 145 mm x 175 mm (L x W x H)</li> <li>● Exit Pass</li> <li>● QMS-F2</li> </ul>		
B.1	Artec Space Spider 3D Handheld Scanner (Small Size 5-10 cm)	<ul style="list-style-type: none"> <li>● ITDI-F2</li> <li>● Order of payment</li> <li>● Official receipt</li> <li>● Sample/s to be processed:               <ul style="list-style-type: none"> <li>- Actual sample to be scanned</li> <li>- Dimensions (L, W, H) not smaller than 5 cm and not exceeding 10 cm</li> <li>- Sample must be opaque</li> <li>- Samples must be free from dust, rust, or any kind of debris</li> </ul> </li> <li>● Exit Pass</li> <li>● QMS-F2</li> </ul>	1133.00	905.00
B.2	Artec Space Spider 3D Handheld Scanner (Medium Size 10-20 cm)	<ul style="list-style-type: none"> <li>● ITDI-F2</li> <li>● Order of payment</li> <li>● Official receipt</li> <li>● Sample/s to be processed:               <ul style="list-style-type: none"> <li>- Actual sample to be scanned</li> <li>- Dimensions (L, W, H) not smaller than 10 cm and not exceeding 20 cm</li> <li>- Sample must be opaque</li> <li>- Samples must be free from dust, rust, or any kind of debris</li> </ul> </li> <li>● Exit Pass</li> <li>● QMS-F2</li> </ul>	1628.00	1301.00
B.3	Artec Space Spider 3D Handheld Scanner (Large Size 20-30 cm)	<ul style="list-style-type: none"> <li>● ITDI-F2</li> <li>● Order of payment</li> <li>● Official receipt</li> <li>● Sample/s to be processed:               <ul style="list-style-type: none"> <li>- Actual sample to be scanned</li> <li>- Dimensions (L, W, H) not smaller than 20 cm and not exceeding 30 cm</li> <li>- Sample must be opaque</li> </ul> </li> </ul>	3255.00	2604.00



		<ul style="list-style-type: none"> <li>- Samples must be free from dust, rust, or any kind of debris</li> <li>● Exit Pass</li> <li>● QMS-F2</li> </ul>		
C.1	2D and 3D Optical Imaging using Keyence VHX-7000	<ul style="list-style-type: none"> <li>● ITDI-F2</li> <li>● Order of payment</li> <li>● Official receipt</li> <li>● Sample/s to be tested (1 sample, maximum size of 30 mm × 30 mm)</li> <li>● QMS-F2</li> </ul>	2617.00	2094.00
C.2	2D and 3D Optical Imaging with Measurements using Keyence VHX-7000	<ul style="list-style-type: none"> <li>● ITDI-F2</li> <li>● Order of payment</li> <li>● Official receipt</li> <li>● Sample/s to be tested (1 sample, maximum size of 30 mm × 30 mm)</li> <li>● QMS-F2</li> </ul>	3278.00	2622.00
C.3	Dynamic Mechanical Analysis with Tg Determination using Hitachi DMA7100 w/ positive Temp.	<ul style="list-style-type: none"> <li>● ITDI-F2</li> <li>● Order of payment</li> <li>● Official receipt</li> <li>● Sample/s to be tested (Sample dimensions dependent on the material according to the manual and published studies)</li> <li>● QMS-F2</li> </ul>	4012.00	3211.00
C.4	Dynamic Mechanical Analysis with Tg Determination using Hitachi DMA7100 w/ negative Temp.	<ul style="list-style-type: none"> <li>● ITDI-F2</li> <li>● Order of payment</li> <li>● Official receipt</li> <li>● Sample/s to be tested (Sample dimensions dependent on the material according to the manual and published studies)</li> <li>● QMS-F2</li> </ul>	5564.00	4453.00





## **V. List of Services**

# **ADVANCED DEVICE AND MATERIALS TESTING LABORATORY (ADMATEL)**

## **External and Internal Services**



## External Services

### 1. Provision of Test and Technical Services for External Customers

Technical discussion prior to acceptance of samples will be conducted to assess if the samples are appropriate for the selected test method/s. Test Reports are then released to customers through pick-up, courier services or through email messaging.

<b>Office or Division:</b>	ADMATEL/Materials Science Division - ITDI-DOST	
<b>Classification:</b>	Complex	
<b>Type of Transaction:</b>	G2C - Government to Citizen, G2B - Government to Business, G2G - Government to Government	
<b>Who may avail:</b>	All	
	<b>CHECKLIST OF REQUIREMENTS</b>	<b>WHERE TO SECURE</b>
	1) Technical Service Request (TSR) Form (1 original)	ADMATEL Building/Customer Service/ADMATEL Website
	2) Payment in cash or check	Customer availing the test service or their authorized representative
	3a) For students: 1) Student I.D. (1 photocopy) 2) Proof of enrollment (1 photocopy) 3b) For senior citizens: 1) Senior Citizen I.D. (1 photocopy) 3c) For PWD:	Customer availing the test service or their authorized representative



1) PWD I.D. (1 photocopy)	
4) Official Receipt (OR) (1 original)	ITDI/Metrology Building/Cashier - 2nd floor (upon payment)
<p>5) Sample/s for analysis</p> <p>Sample Special Requirements:</p> <ul style="list-style-type: none"> <li>● <b>2D X-ray</b> <ul style="list-style-type: none"> <li>○ sample/s for analysis: non-motile</li> <li>○ sample size: 1 mm x 1 mm to 120 cm (H) x 80 cm (W)</li> </ul> </li> <li>● <b>3D Computed Tomography X-ray</b> <ul style="list-style-type: none"> <li>○ sample/s for analysis: non-motile</li> <li>○ sample size: 1 mm x 1 mm to 120 cm (H) x 80 cm (W)</li> </ul> </li> <li>● <b>AES Chemical State Analysis, Depth Profile, Line Analysis, Mapping, Point Analysis</b> <ul style="list-style-type: none"> <li>○ sample/s for analysis: preferably electrically conducting</li> <li>○ sample size: 20 mm maximum (L and W)</li> </ul> </li> <li>● <b>Chemical Decapsulation</b> <ul style="list-style-type: none"> <li>○ sample size: 1 mm</li> </ul> </li> <li>● <b>Differential Scanning Calorimetry</b> <ul style="list-style-type: none"> <li>○ sample/s for analysis: organic, inorganic (0 to 450°C)</li> <li>○ sample size: 15 mg (minimum)</li> </ul> </li> <li>● <b>FESEM Imaging, FESEM Imaging with EDX Line Analysis, Mapping, Point Analysis</b> <ul style="list-style-type: none"> <li>○ sample/s for analysis: semiconductors, metals, polymers, nanoparticles, powders, fibers</li> <li>○ sample size: 1 to 5 inches (length/width), 1 inch maximum (height)</li> </ul> </li> <li>● <b>FIB Sectioning with FESEM Imaging</b> <ul style="list-style-type: none"> <li>○ sample/s for analysis: semiconductors, metals,</li> </ul> </li> </ul>	<p>From customer availing the test service or their authorized representative</p>



- sample size: 1 to 5 inches (length/width), 1 inch maximum (height)
- **FTIR Microspectroscopy (with or no ID)**
  - sample/s for analysis: organic
  - sample size: 50  $\mu\text{m}$  (minimum)
- **FTIR Spectroscopy (with or no ID)**
  - sample/s for analysis: organic
  - sample size: 2 mm (minimum)
- **Handheld XRF**
  - sample/s for analysis: metals and alloys
  - sample size: at least 5x5 cm flat surface
- **Ion Milling**
  - sample/s for analysis: particle and solid materials
  - sample size: 2 mm x 10 mm x 11 mm
- **Lamella Preparation**
  - sample/s for analysis: semiconductors, metals,
  - sample size: 1 to 5 inches (length/width), 1 inch maximum (height)
- **Laser Decapsulation**
  - sample/s for analysis: glass, ICs
  - sample size: 1 mm
- **Mechanical Preparation**
  - sample/s for analysis: metals, alloys, electronics devices, polymers (plastics)
  - sample size: 5 x 5 cm (molded), 12.5 cm (non-molded)
- **Optical Microscopy**
  - sample size: 1  $\mu\text{m}$  (minimum)
- **Simultaneous Thermal Analysis**
  - sample/s for analysis: organic, inorganic (0 to 450°C)
  - sample size: 15 mg (minimum)



<ul style="list-style-type: none"> <li>● <b>STEM Imaging</b> <ul style="list-style-type: none"> <li>○ sample/s for analysis: lamellae</li> <li>○ sample size: 100 nm maximum (thickness)</li> </ul> </li> <li>● <b>TG-IR</b> <ul style="list-style-type: none"> <li>○ sample/s for analysis: organic</li> <li>○ sample size: 50 um (minimum)</li> </ul> </li> <li>● <b>TOFSIMS 3D Mapping, Depth Profiling, Mapping, Surface Spectroscopy</b> <ul style="list-style-type: none"> <li>○ sample/s for analysis: semiconductors, metals, polymers, powders, fibers</li> <li>○ sample size: 1 to 5 inches (length/width), 1 cm maximum (height)</li> </ul> </li> </ul>				
CUSTOMER STEPS	AGENCY ACTION	FEES TO BE PAID	PROCESSING TIME	PERSON RESPONSIBLE
1. Customer sends email (services@admatel.com) or calls (632) 86837750 loc. 2174 for inquiry. Provides name of company affiliation, name of personnel, contact details (e.g. landline, mobile number), preferred appointment date and other pertinent details related to the test request.	1.1 Assigned laboratory head/analyst responds accordingly to inquiries and confirms appointment.	None	5 minutes	<i>Senior SRS</i> Visiting Expert's Room ADMATEL Building  <i>SRS II</i> Processing Room ADMATEL Building
2. Customer arrives on the appointment date, presents valid ID and registers in the Visitors' Log.	2.1 Issues Visitor's ID card.	None	2 minutes	<i>Customer Service Officer</i> Lobby Desk ADMATEL Building



Walk-in customers may also be entertained but will only be attended to after customers with appointment.				
3. Customer proceeds to the Sample Receiving Room for technical consultation.	3.1 Assists the customer to the Sample Receiving Room. Assigned Laboratory Head/Analyst discusses test requirements with the customer and recommends appropriate test method/s to achieve test objectives.	None	15 minutes	<i>Customer Service Officer</i> Lobby Desk ADMATEL Building  <i>Senior SRS</i> Visiting Expert's Room ADMATEL Building
4. Customer fills out the Technical Service Request (TSR) form completely.	4.1 Checks if TSR is completely filled out and if the details written are as per discussion. Indicates the due date and affixes needed signatures accordingly. 4.2 Encodes TSR details in the ADMATEL Test Monitoring System (ATMS) and generates a request reference number. 4.3 Attaches barcode sticker with reference number on the TSR and	None	10 minutes	<i>Senior SRS</i> Visiting Expert's Room ADMATEL Building  <i>SRS II</i> Processing Room ADMATEL Building  <i>Customer Service Officer</i> Lobby Desk ADMATEL Building



	generates photocopies of TSR.			
5. Customer endorses sample/s.	5.1 Assigned Laboratory Head/Analyst receives sample/s and labels it accordingly. Sample/s are then queued for analysis.	None	1 minute	<p><i>Senior SRS</i> Visiting Expert's Room ADMATEL Building</p> <p><i>SRS II</i> Processing Room ADMATEL Building</p>
6. Customer proceeds to the ITDI Cashier for full payment of fees and receives Official Receipt (O.R.) for specific test request/s.	<p>6.1 Customer Service provides the customer with 3 copies of the TSR (including original approved copy) to present to the ITDI Cashier</p> <p>6.2 If payment was done online, Customer Service claims the copy of the OR from the ITDI Cashier and hands it over to the respective lab heads for filing.</p>	Please refer to "ADMATEL Schedule of Fees and Charges," after the service specification table.	5 minutes	<p><i>Customer Service Officer</i> Lobby Desk ADMATEL Building</p> <p><i>ITDI Cashier</i> Cashier's Office Metrology Building</p>
7. Customer observes the actual conduct of the analysis (upon request).	7.1 ADMATEL Technical Staff analyzes the sample/s as per customer instructions.	None	3 days (paused clock)	<p><i>Senior SRS</i> Visiting Expert's Room ADMATEL Building</p> <p><i>SRS II</i> Testing Laboratory ADMATEL Building</p>



<p>8. Customer claims the test results and fills out the Customer Satisfaction Survey Form (CSSF).</p>	<p>8.1 Customer Service asks for the customer's valid ID, authorization letter (if a representative is claiming the results) and O.R.</p> <p>8.2 Assigned Lab Head/Analyst releases the approved Report of Analysis (ROA)/raw test data saved in media</p> <p>8.3 Assigned Lab Head/Analyst or Customer Service requests the customer to fill out CSSF.</p> <p>8.4 Assigned Lab Head/Analyst returns sample/s to customer (if requested).</p>	<p>None</p>	<p>5 minutes</p>	<p><i>Customer Service Officer</i> Lobby Desk ADMATEL Building</p> <p><i>Senior SRS</i> Visiting Expert's Room ADMATEL Building</p> <p><i>SRS II</i> Processing Room ADMATEL Building</p>
<p><b>TOTAL:</b></p>			<p><b>3 days (paused clock), 43 minutes</b></p>	





## 2. Provision of Test and Technical Services for Internal Customers

Technical discussion prior to acceptance of samples will be conducted to assess if the samples are appropriate for the selected test method/s. Test Reports are then released to customers through pick-up, courier services or through email messaging.

<b>Office or Division:</b>	ADMATEL/Materials Science Division - ITDI-DOST	
<b>Classification:</b>	Complex	
<b>Type of Transaction:</b>	G2C - Government to Citizen, G2B - Government to Business, G2G - Government to Government	
<b>Who may avail:</b>	All	
	<b>CHECKLIST OF REQUIREMENTS</b>	<b>WHERE TO SECURE</b>
	1) Technical Service Request (TSR) Form (1 original)	ADMATEL Building/Customer Service/ADMATEL Website
	2) Sample/s for analysis  Sample Special Requirements: <ul style="list-style-type: none"> <li>● <b>2D X-ray</b> <ul style="list-style-type: none"> <li>○ sample/s for analysis: non-motile</li> </ul> </li> </ul>	From customer availing the test service or their authorized representative



- sample size: 1 mm x 1 mm to 120 cm (H) x 80 cm (W)
- **3D Computed Tomography X-ray**
  - sample/s for analysis: non-motile
  - sample size: 1 mm x 1 mm to 120 cm (H) x 80 cm (W)
- **AES Chemical State Analysis, Depth Profile, Line Analysis, Mapping, Point Analysis**
  - sample/s for analysis: preferably electrically conducting
  - sample size: 20 mm maximum (L and W)
- **Chemical Decapsulation**
  - sample size: 1 mm
- **Differential Scanning Calorimetry**
  - sample/s for analysis: organic, inorganic (0 to 450°C)
  - sample size: 15 mg (minimum)
- **FESEM Imaging, FESEM Imaging with EDX Line Analysis, Mapping, Point Analysis**
  - sample/s for analysis: semiconductors, metals, polymers, nanoparticles, powders, fibers
  - sample size: 1 to 5 inches (length/width), 1 inch maximum (height)
- **FIB Sectioning with FESEM Imaging**
  - sample/s for analysis: semiconductors, metals,
  - sample size: 1 to 5 inches (length/width), 1 inch maximum (height)
- **FTIR Microspectroscopy (with or no ID)**
  - sample/s for analysis: organic
  - sample size: 50 um (minimum)
- **FTIR Spectroscopy (with or no ID)**
  - sample/s for analysis: organic
  - sample size: 2 mm (minimum)
- **Handheld XRF**



- sample/s for analysis: metals and alloys
- sample size: at least 5x5 cm flat surface
- **Ion Milling**
  - sample/s for analysis: particle and solid materials
  - sample size: 2 mm x 10 mm x 11 mm
- **Lamella Preparation**
  - sample/s for analysis: semiconductors, metals,
  - sample size: 1 to 5 inches (length/width), 1 inch maximum (height)
- **Laser Decapsulation**
  - sample/s for analysis: glass, ICs
  - sample size: 1 mm
- **Mechanical Preparation**
  - sample/s for analysis: metals, alloys, electronics devices, polymers (plastics)
  - sample size: 5 x 5 cm (molded), 12.5 cm (non-molded)
- **Optical Microscopy**
  - sample size: 1 um (minimum)
- **Simultaneous Thermal Analysis**
  - sample/s for analysis: organic, inorganic (0 to 450°C)
  - sample size: 15 mg (minimum)
- **STEM Imaging**
  - sample/s for analysis: lamellae
  - sample size: 100 nm maximum (thickness)
- **TG-IR**
  - sample/s for analysis: organic
  - sample size: 50 um (minimum)
- **TOFSIMS 3D Mapping, Depth Profiling, Mapping, Surface Spectroscopy**



<ul style="list-style-type: none"> <li>○ sample/s for analysis: semiconductors, metals, polymers, powders, fibers</li> <li>sample size: 1 to 5 inches (length/width), 1 cm maximum (height)</li> </ul>				
<b>CUSTOMER STEPS</b>	<b>AGENCY ACTION</b>	<b>FEES TO BE PAID</b>	<b>PROCESSING TIME</b>	<b>PERSON RESPONSIBLE</b>
1. Customer sends email (services@admatel.com) or calls (632) 8683-7750 loc. 2174 for inquiry. Provides name of company affiliation, name of personnel, contact details (e.g. landline, mobile number), preferred appointment date and other pertinent details related to the test request.	1.1 Assigned laboratory head/analyst responds accordingly to inquiries and confirms appointment.	None	5 minutes	<i>Senior SRS</i> Visiting Expert's Room ADMATEL Building  <i>SRS II</i> Processing Room ADMATEL Building
2. Customer arrives on the appointment date, presents valid ID and registers in the Visitors' Log.  Walk-in customers may also be entertained but will only be attended to after customers with appointment.	2.1 Issues Visitor's ID card.	None	2 minutes	<i>Customer Service Officer</i> Lobby Desk ADMATEL Building
3. Customer proceeds to the Sample Receiving Room for technical consultation.	3.1 Assists the customer to the Sample Receiving Room. Assigned Laboratory Head/Analyst discusses test	None	15 minutes	<i>Customer Service Officer</i> Lobby Desk ADMATEL Building  <i>Senior SRS</i>



	requirements with the customer and recommends appropriate test method/s to achieve test objectives.			Visiting Expert's Room ADMATEL Building
4. Customer fills out the Technical Service Request (TSR) form completely.	<p>4.1 Checks if TSR is completely filled out and if the details written are correct as per discussion. Indicates the due date and affixes needed signatures accordingly.</p> <p>4.2 Encodes TSR details in the ADMATEL Test Monitoring System (ATMS) and generates a reference number.</p> <p>4.3 Attaches barcode sticker with reference number on the TSR.</p>	None	10 minutes	<p><i>Senior SRS</i> Visiting Expert's Room ADMATEL Building</p> <p><i>SRS II</i> Processing Room ADMATEL Building</p> <p><i>Customer Service Officer</i> Lobby Desk ADMATEL Building</p>
5. Customer endorses sample/s.	5.1 Assigned Laboratory Head/Analyst receives sample/s and labels it accordingly. Sample/s are then queued for analysis.	None	2 minutes	<p><i>Senior SRS</i> Visiting Expert's Room ADMATEL Building</p> <p><i>SRS II</i> Processing Room ADMATEL Building</p>
6. Customer observes the actual conduct of the analysis (upon request).	6.1 ADMATEL Technical Staff analyzes the	None	3 days (paused clock)	<i>Senior SRS</i> Visiting Expert's Room ADMATEL Building



	sample/s as per customer instructions.			<i>SRS II</i> Processing Room ADMATEL Building
7. Customer receives the test results and fills out the Customer Satisfaction Survey Form (CSSF).	<p>7.1 Assigned Lab Head/Analyst releases the approved Report of Analysis (ROA)/raw test data saved in media.</p> <p>7.2 Assigned Lab Head/Analyst or Customer Service requests the customer to fill out CCSF.</p> <p>7.3 Assigned Lab Head/Analyst returns sample/s to customer (if requested).</p>	None	5 minutes	<p><i>Customer Service Officer</i> Lobby Desk ADMATEL Building</p> <p><i>Senior SRS</i> Visiting Expert's Room ADMATEL Building</p> <p><i>SRS II</i> Processing Room ADMATEL Building</p>
<b>TOTAL:</b>			<b>3 days (paused clock), 39 minutes</b>	



## SCHEDULE OF FEES AND CHARGES

### Surface Analysis Laboratory

#### *SEM, EDX, and FIB Sectioning*

<b>Analysis</b>	<b>Regular Rate (PhP)</b>	<b>Student Rate (PhP)</b>
FESEM Imaging	7,500.00	6,000.00
FESEM Imaging with EDX Point Analysis	9,500.00	7,600.00
FESEM Imaging with EDX Line Analysis	11,500.00	9,200.00
FESEM Imaging with EDX Mapping	13,500.00	10,800.00
FIB Sectioning (30 um W x 30 um H cut)	14,000.00	11,200.00
TEM Lamella Preparation	19,000.00	15,200.00
STEM Imaging	12,000.00	9,600.00
FIB Pattern Deposition with FESEM Imaging	14,500.00	11,600.00

#### *AES*

<b>Analysis</b>	<b>Regular Rate (PhP)</b>	<b>Student Rate (PhP)</b>
AES Point Analysis	9,700.00	7,760.00
AES Line Analysis	11,900.00	9,520.00



AES Mapping	16,000.00	12,800.00
AES Depth Profiling	23,500.00	18,800.00
AES Chemical State Analysis (add-on)	1,500.00	1,200.00

#### *TOFSIMS*

<b>Analysis</b>	<b>Regular Rate (PhP)</b>	<b>Student Rate (PhP)</b>
TOFSIMS Spectroscopy	13,300.00	10,640.00
TOFSIMS Mapping	16,400.00	13,120.00
TOFSIMS Depth Profiling	24,000.00	19,200.00
TOFSIMS 3D Mapping	26,600.00	21,280.00

### **Thermal Analysis Laboratory**

#### *FTIR*

<b>Analysis</b>	<b>Regular Rate (PhP)</b>	<b>Student Rate (PhP)</b>
FTIR Spectroscopy	5,000.00	4,000.00
FTIR Spectroscopy (no ID)	3,500.00	2,800.00
FTIR Microspectroscopy	6,500.00	5,200.00
FTIR Microspectroscopy (no ID)	5,000.00	4,000.00





### *Thermal Analysis*

<b>Analysis</b>	<b>Regular Rate (PhP)</b>	<b>Student Rate (PhP)</b>
Differential Scanning Calorimetry	3,000.00	2,400.00
Simultaneous Thermal Analysis	3,000.00	2,400.00
Thermomechanical Analysis	3,200.00	2,560.00
TG-IR	8,300.00	6,640.00

### **Chemical and Metallurgical Laboratory**

#### *Sample Preparation*

<b>Analysis</b>	<b>Regular Rate (PhP)</b>	<b>Student Rate (PhP)</b>
Optical Microscopy	2,000.00	1,600.00
Mechanical Preparation	3,800.00	3,040.00
Ion Milling	4,500.00	3,600.00
Chemical Decapsulation	3,000.00	2,400.00
Particle Size Analysis (add-on)	1,500.00	1,200.00
Sputter Coating	2,000.00	1,600.00



Biological Fixing	2,500.00	2,000.00
Laser Decapsulation	4,200.00	3,300.00
Laser Decapsulation with 2D X-ray	6,800.00	5,400.00

*Non-destructive Testing*

<b>Analysis</b>	<b>Regular Rate (PhP)</b>	<b>Student Rate (PhP)</b>
3D CT X-ray Single Scan	17,400.00	13,900.00
3D CT X-ray Bulk Price add-on	8,800.00	7,000.00
3D CT X-ray Additional Scan add-on	9,550.00	7,600.00
3D CT X-ray Analysis add-on	2,600.00	2,000.00
3D CT X-ray Reference Comparison add-on	2,750.00	2,200.00
Hand-Held XRF Analysis	2,200.00	1,800.00
2D X-ray Single Scan/Qualification Scan	5,800.00	4,600.00
2D X-ray Bulk Scan with Analysis (subsequent)	4,800.00	3,800.00
2D X-ray Scan Only (consequent)	3,200.00	2,600.00

## **V. List of Services**

### **PACKAGING TECHNOLOGY DIVISION**

#### **External and Internal Services**



## External Services

### 1. Brand Development

Service provided to customer that covers all activities related to the improvement of existing label design. Client provided soft copy of existing label design produced using Adobe Illustrator.

<b>Office or Division:</b>	Packaging Technology Division	
<b>Classification:</b>	Highly technical	
<b>Type of Transaction:</b>	G2C- Government to Citizen, G2B- Government to Business, G2G- Government to Government	
<b>Who may avail:</b>	All	
	<b>CHECKLIST OF REQUIREMENTS</b>	<b>WHERE TO SECURE</b>
	1) PTD Consultation Form, PTD-F1 (1 original copy for assigned technical personnel)	ITDI/ Packaging Technology Division (PTD) Building/ Reception Room
	2) Packaging Design Brief, PTD-F4 (1 original copy for assigned technical personnel)	ITDI/ Packaging Technology Division (PTD) Building/ Reception Room
	3) Request for Technical Service form, ITDI-F2 (1 original copy for assigned technical personnel)	ITDI/ Packaging Technology Division (PTD) Building/ Reception Room
	4) Order of payment (1 original copy for Accounting Section)	ITDI/ Metrology Building/ Financial Management Division (FMD)/ Accounting Section
	5) Official receipt (1 original copy for client, 1 photocopy for assigned technical personnel)	ITDI/ Metrology Building/ Administrative Division (ADM)/ Cashier Section
	6) Plan for Label Design Development, PTD-F7 (1 original copy for assigned technical personnel, 1 emailed or original copy to client)	ITDI/ Packaging Technology Division (PTD) Building/ Reception Room



7) Brand developed		ITDI/ Packaging Technology Division (PTD) Building/ Reception Room		
8) Approval Sheet, PTD-F11 (1 original or e-mailed copy of PTD-F11 or letter from client for assigned personnel)		ITDI/ Packaging Technology Division (PTD) Building/ Reception Room		
9) Customer Satisfaction Survey Form, QMS-PTD-F2 (1 original or e-mailed copy for assigned technical personnel)		ITDI/ Packaging Technology Division (PTD) Building/ Reception Room		
CLIENT STEPS	AGENCY ACTION	FEES TO BE PAID	PROCESSING TIME	PERSON RESPONSIBLE
1. Inquiry (via telephone call, email, or walk-in).	1.1 Officer of the Day will accommodate the client on their inquiry.	None	2 Minutes	SRS I or SR Assistant Reception Room, PTD Building
	1.2 Officer of the Day will direct the client to appropriate technical personnel.	None	2 Minutes	SRS I or SR Assistant Reception Room, PTD Building
2. Fill-out and submit the Consultation Form (PTD-F1) and Packaging Design Brief (PTD-F4) to assigned technical personnel.	2.1 Provide the <i>Consultation Form</i> (PTD-F1) and <i>Packaging Design Brief</i> (PTD-F4) to client.	None	15 Minutes	Sup. SRS or Sr. SRS or SRS II or SRS I or SR Analyst Reception Room, PTD Building
3. Discuss the label design requirement of the product to the assigned technical personnel.	3.1 Discuss the label design requirement of the client.	None	30 Minutes	Sup. SRS or Sr. SRS or SRS II or SRS I or SR Analyst Reception Room, PTD Building
4. Fill out and submit the	4.1 Discuss the filling out of	None	10 minutes	Sup. SRS or Sr. SRS or



<i>Request for Technical Service Form (ITDI-F2). via Technical Services Information System (TSIS)</i>	ITDI-F2 to the client			<i>SRS II or SRS I or SR Analyst Reception Room, PTD Building</i>
	4.2 Review/check client entries in the ITDI-F2	None	16 minutes	<i>Sup. SRS or Sr. SRS or SRS II or SRS I or SR Analyst Reception Room, PTD Building</i>
	4.3 Fill-out the ITDI Section in the ITDI-F2 and validate	None	15 minutes	<i>Sup. SRS or Sr. SRS or SRS II or SRS I or SR Analyst Reception Room, PTD Building</i>
	4.4 Give copies of ITDI-F2 to the client for signature.	None	1 minute	<i>Sup. SRS or Sr. SRS or SRS II or SRS I or SR Analyst Reception Room, PTD Building</i>
	4.5 Assigned technical personnel will sign ITDI-F2.	None	1 minute	<i>Sup. SRS or Sr. SRS or SRS II or SRS I or SR Analyst Reception Room, PTD Building</i>
	4.6 Division Chief/ OIC/ Section Head will sign ITDI-F2.	None	1 minute	<i>Chief SRS or Sup. SRS Reception Room, PTD Building</i>



5	Proceed to the Metrology Building and pay for the fees.	5.1 Processing of order of payment at Accounting Section.	None	3 minutes	<i>Administrative Assistant V, Accounting Section, FMD, Metrology Building</i>
		5.2 Issue official receipt (OR).	Regular Rate: Php 5,256 Discounted Rate: PhP 4,205	5 minutes	<i>Administrative Officer V Cashier Section, ADM, Metrology Building</i>
6	Acknowledge acceptance of <i>Plan for label design development</i> (PTD-F7) through e-mail or discussion in person at PTD.	6.1 Prepare the <i>Plan for label design development</i> (PTD-F7) and afterwards forward a copy to the client through e-mail or in person.	None	2 days	<i>Sr. SRS or SRS II or SRS I or SR Analyst Reception Room, PTD Building</i>
7.	Acknowledge acceptance of initial drafted design and provide feedback through e-mail or in person at PTD.	7.1 Prepare initial draft of label design and afterwards forward a copy to the client through e-mail for initial comments.	None	14 Days	<i>Sr. SRS or SRS II or SRS I or SR Analyst Reception Room, PTD Building</i>
		7.2 Revise the label as per comments of the client (Revision 1).	None	11 Days	<i>Sr. SRS or SRS II or SRS I or SR Analyst Reception Room, PTD Building</i>



8	Acknowledge acceptance of revised label design (Revision 1) and provide feedback (optional) through e-mail or in person at PTD.	8.1 Provide copy of the revised label design (Revision 1) to the client via e-mail.	None	5 Minutes	<i>Sr. SRS or SRS II or SRS I or SR Analyst</i> Reception Room, PTD Building
		8.2 Revise the label design as per comments of the client (Revision 2).	None	11 Days	<i>Sr. SRS or SRS II or SRS I or SR Analyst</i> Reception Room, PTD Building
9	Acknowledge acceptance of revised label design (Revision 2) and provide feedback (optional) through e-mail or in person at PTD.	9.1 Provide copy of the revised label design (Revision 2) to the client via e-mail.	None	5 Minutes	<i>Sr. SRS or SRS II or SRS I or SR Analyst</i> Reception Room, PTD Building
		9.2 Revise the label design as per comments of the client (Revision 3-final design).	None	7 Days	<i>Sr. SRS or SRS II or SRS I or SR Analyst</i> Reception Room, PTD Building
10	Acknowledge the acceptance of the final label design (Revision 3).	10.1 Provide copy of the final label design (Revision 3) to the client.	None	5 Minutes	<i>Sr. SRS or SRS II or SRS I or SR Analyst</i> Reception Room, PTD Building
11	Accomplish and submit the <i>Approval Sheet for Packaging Design</i> (PTD-F11).	11.1 Provide <i>Approval Sheet for Packaging Design</i> (PTD-F11).	None	5 Minutes	<i>Sr. SRS or SRS II or SRS I or SR Analyst</i> Reception Room, PTD Building
12	Fill-out the <i>Customer Satisfaction Survey Form</i> (QMS-PTD-F2).	12.1 Provide the Customer Satisfaction Survey Form (QMS-PTD-F2) to the client.	None	10 Minutes	<i>Sr. SRS or SRS II or SRS I or SR Analyst</i> Reception Room, PTD Building
		12.2 Receive the duly	None	1 Minute	<i>Sr. SRS or SRS II or</i>





	accomplished QMS-PTD-F2.			<i>SRS I or SR Analyst</i> Reception Room, PTD Building
<b>TOTAL:</b>		<b>Regular Rate:</b> <b>Php 5,256</b> <b>Discounted Rate:</b> <b>PhP 4,205</b>	<b>45 Days,</b> <b>2 Hours,</b> <b>12 Minutes</b>	

Brand development is qualified for multi-stage processing



## 2. Compression Testing for Palletized Load

Compression testing of packaged products in unitized load (palletized) with a maximum dimension of 1500 mm x 1500 mm x 1500 mm (LxWxH) and maximum load capacity of 150KN. The test is conducted using International Safe Transit Association (ISTA) testing procedure.

<b>Office or Division:</b>	Packaging Technology Division	
<b>Classification:</b>	Complex	
<b>Type of Transaction:</b>	G2C- Government to Citizen, G2B- Government to Business, G2G- Government to Government	
<b>Who may avail:</b>	All	
	<b>CHECKLIST OF REQUIREMENTS</b>	<b>WHERE TO SECURE</b>
	1) PTD Consultation Form, PTD-F1 (1 original copy for assigned technical personnel)	ITDI/ Packaging Technology Division (PTD) Building/ Reception Room
	2) PTD Quotation Form, PTD-F2 (1 original copy for client, 1 photocopy for assigned technical personnel)	ITDI/ Packaging Technology Division (PTD) Building/ Reception Room
	3) Request for Technical Service form, ITDI-F2 (1 original copy for assigned technical personnel)	ITDI/ Packaging Technology Division (PTD) Building/ Reception Room
	4) Order of payment (1 original copy for Accounting Section)	ITDI/ Metrology Building/ Financial Management Division (FMD)/ Accounting Section



5) Official receipt (1 original copy for client, 1 photocopy for assigned technical personnel)		ITDI/ Metrology Building/ Administrative Division (ADM)/ Cashier Section		
6) Sample to be tested		Client		
7) Technical service report, PTD-F3 (1 original copy for client, 1 photocopy for assigned technical personnel)		ITDI/ Packaging Technology Division (PTD) Building/ Reception Room		
8) Customer Satisfaction Survey Form, QMS-PTD-F2 (1 original copy for assigned technical personnel)		ITDI/ Packaging Technology Division (PTD) Building/ Reception Room		
CLIENT STEPS	AGENCY ACTION	FEES TO BE PAID	PROCESSING TIME	PERSON RESPONSIBLE
1. Inquiry (via telephone call, email, or walk-in).	1.1 Officer of the Day will accommodate the client on their inquiry.	None	2 Minutes	SRS I or SR Assistant, Reception Room, PTD Building
	1.2 Officer of the Day will direct the client to appropriate technical personnel.	None	2 Minutes	SRS I or SR Assistant, Reception Room, PTD Building
2. Fill-out and submit the <i>Consultation</i>	2.1 Provide the <i>Consultation</i>	None	5 Minutes	Sr. SRS or SRS II Reception Room, PTD Building



<p><i>Form</i>(PTD-F1) to assigned technical personnel.</p>	<p><i>Form</i> (PTD-F1) to client.</p>			
<p>3. Discuss the testing requirement of the product to the assigned technical personnel.</p>	<p>3.1 Discuss the testing requirement of the client</p> <p>3.2 Prepare <i>Quotation Form</i> (PTD-F2) for the client.</p> <p>3.3 Division Chief/ Supervisor to approve and sign PTD-F2.</p> <p>3.4 Photocopy the approved/ signed PTD-F2 for the division/ section.</p>	<p>None</p> <p>None</p> <p>None</p> <p>None</p>	<p>30 Minutes</p> <p>30 Minutes</p> <p>1 Hour</p> <p>5 Minutes</p>	<p>Sr. SRS or SRS II Reception Room, PTD Building</p> <p>Sr. SRS or SRS II Reception Room, PTD Building</p> <p>Chief SRS or Sup. SRS Reception Room, PTD Building</p> <p>Sr. SRS or SRS II Reception Room, PTD Building</p>
<p>4. Acknowledge receipt of <i>Quotation Form</i> (PTD-F2) and inform assigned personnel the schedule of visit to PTD to pay for the fees and sample submission.</p>	<p>4.1 E-mail/ mail PTD-F2 to client.</p>	<p>None</p>	<p>5 Minutes</p>	<p>Sr. SRS or SRS II Reception Room, PTD Building</p>



5. Fill-out and submit the <i>Request for Technical Service Form</i> (ITDI-F2).via Technical Services Information System (TSIS)	5.1 Discuss the filling out of ITDI-F2 to the client	None	10 minutes	<i>Sup. SRS or Sr. SRS or SRS II or SRS I or SR Analyst</i> Reception Room, PTD Building
	5.2 Review/check client entries in the ITDI-F2	None	16 minutes	<i>Sup. SRS or Sr. SRS or SRS II or SRS I or SR Analyst</i> Reception Room, PTD Building
	5.3 Fill-out the ITDI Section in the ITDI-F2 and validate	None	15 minutes	<i>Sup. SRS or Sr. SRS or SRS II or SRS I or SR Analyst</i> Reception Room, PTD Building
	5.4 Give copies of ITDI-F2 to the client for signature.	None	1 minute	<i>Sup. SRS or Sr. SRS or SRS II or SRS I or SR Analyst</i> Reception Room, PTD Building
	5.5 Assigned technical personnel will sign ITDI-F2.	None	1 minute	<i>Sup. SRS or Sr. SRS or SRS II or SRS I or SR Analyst</i> Reception Room, PTD Building
	5.6 Division Chief/ OIC/ Section	None	1 minute	<i>Chief SRS or Sup. SRS</i> Reception Room, PTD



	Head will sign ITDI-F2.			Building
6 Proceed to the Metrology Building and pay for the fees.	6.1 Processing of order of payment at Accounting Section.	None	3 minutes	<i>Administrative Assistant V, Accounting Section, FMD, Metrology Building</i>
	6.2 Issue official receipt (OR).	Regular Rate: Php 3,660.00 Discounted Rate 2,928.00	5 minutes	<i>Administrative Officer V Cashier Section, ADM, Metrology Building</i>
7. Submit product samples to assigned technical personnel and sign in the <i>Customer-supplied property logbook</i> .	7.1 Receive the samples and have the client sign in the <i>Customer-supplied property logbook</i> .	None	10 Minutes	<i>Sr. SRS or SRS II Reception Room, PTD Building</i>
	7.2 Conduct the testing service.	None	3 Days	<i>Sr. SRS or SRS II Testing Lab., PTD Building</i>
	7.3 Prepare the <i>Technical</i>			



	<p><i>Service Report (PTD-F3).</i></p>	None	1 Day	<p><i>Sr. SRS or SRS II</i></p> <p>Staff Room, PTD Building</p>
	<p>7.4 Supervisor/ Division Chief to approve and sign the PTD-F3.</p>	None	1 Hour	<p><i>Chief SRS or</i></p> <p><i>Sup. SRS</i></p> <p>Staff Room, PTD Building</p>
	<p>7.5 Photocopy the approved/ signed PTD-F3 for the Division / Section.</p>	None	5 Minutes	<p><i>Sr. SRS or SRS II</i></p> <p>Staff Room, PTD Building</p>
<p>8. Receive the <i>Technical Service Report (PTD-F3)</i> from the assigned technical personnel via email or pick-up at the Packaging Technology Division.</p>	<p>8.1 Issue the approved/ signed PTD-F3 to client.</p>	None	5 Minutes	<p><i>Sr. SRS or SRS II</i></p> <p>Reception Room, PTD Building</p>
	<p>8.2 Make the client sign in the <i>Outgoing Documents</i>.</p>	None	2 Minutes	<p><i>Sr. SRS or SRS II</i></p> <p>Reception Room, PTD Building</p>



<p>9. Fill-out the <i>Customer Satisfaction Survey Form</i> (QMS-PTD-F2).</p>	<p>9.1 Provide the Customer Satisfaction Survey Form (QMS-PTD-F2) to the client.</p> <p>9.2 Receive the duly accomplished QMS-PTD-F2.</p>	<p>None</p>	<p>10 Minutes</p>	<p><i>Sr. SRS or SRS II</i></p>
		<p>None</p>	<p>1 Minute</p>	<p>Reception Room, PTD Building</p> <p><i>Sr. SRS or SRS II</i></p> <p>Reception Room, PTD Building</p>
<p><b>TOTAL:</b></p>		<p><b>Regular Rate: Php 3,660.00 Discounted Rate 2,928.00</b></p>	<p><b>4 Days, 4 Hours, 45 Minutes</b></p>	





### 3. Compression Testing for Small Individual Packages

Compression testing of packaged products with a maximum dimension of 490 mm x 900 mm x 900 mm (LxWxH). The test is conducted using International Safe Transit Association (ISTA) testing procedure.

<b>Office or Division:</b>	Packaging Technology Division	
<b>Classification:</b>	Complex	
<b>Type of Transaction:</b>	G2C- Government to Citizen, G2B- Government to Business, G2G- Government to Government	
<b>Who may avail:</b>	All	
	<b>CHECKLIST OF REQUIREMENTS</b>	<b>WHERE TO SECURE</b>
	1) PTD Consultation Form, PTD-F1 (1 original copy for assigned technical personnel)	ITDI/ Packaging Technology Division (PTD) Building/ Reception Room
	2) PTD Quotation Form, PTD-F2 (1 original copy for client, 1 photocopy for assigned technical personnel)	ITDI/ Packaging Technology Division (PTD) Building/ Reception Room
	3) Request for Technical Service form, ITDI-F2 (1 original copy for assigned technical personnel)	ITDI/ Packaging Technology Division (PTD) Building/ Reception Room
	4) Order of payment (1 original copy for Accounting Section)	ITDI/ Metrology Building/ Financial Management Division (FMD)/ Accounting Section
	5) Official receipt (1 original copy for client, 1 photocopy for assigned technical personnel)	ITDI/ Metrology Building/ Administrative Division (ADM)/ Cashier Section
	6) Sample to be tested	Client
	7) Technical service report, PTD-F3 (1 original copy for client, 1 photocopy for assigned technical personnel)	ITDI/ Packaging Technology Division (PTD) Building/ Reception Room
	8) Customer Satisfaction Survey Form, QMS-PTD-F2 (1 original copy for assigned technical personnel)	ITDI/ Packaging Technology Division (PTD) Building/ Reception Room



CLIENT STEPS	AGENCY ACTION	FEES TO BE PAID	PROCESSING TIME	PERSON RESPONSIBLE
1. Inquiry (via telephone call, email, or walk-in).	1.1 Officer of the Day will accommodate the client on their inquiry.	None	2 Minutes	SRS I or SR Assistant Reception Room, PTD Building
	1.2 Officer of the Day will direct the client to appropriate technical personnel.	None	2 Minutes	SRS I or SR Assistant Reception Room, PTD Building
2. Fill-out and submit the <i>Consultation Form</i> (PTD-F1) to assigned technical personnel.	2.1 Provide the <i>Consultation Form</i> (PTD-F1) to client.	None	5 Minutes	Sr. SRS or SRS II Reception Room, PTD Building
3. Discuss the testing requirement of the product to the assigned technical personnel.	3.1 Discuss the testing requirement of the client	None	30 Minutes	Sr. SRS or SRS II Reception Room, PTD Building
	3.2 Prepare <i>Quotation Form</i> (PTD-F2) for the client.	None	30 Minutes	Sr. SRS or SRS II Reception Room, PTD Building
	3.3 Division Chief/ Supervisor to approve and sign PTD-F2.	None	1 Hour	Chief SRS or Sup. SRS Reception Room, PTD Building
	3.4 Photocopy the approved/ signed PTD-F2 for the division/ section.	None	5 Minutes	Sr. SRS or SRS II Reception Room, PTD Building
4. Acknowledge receipt of	4.1 E-mail/ mail PTD-F2 to	None	5 Minutes	Sr. SRS or SRS II



<p>Quotation Form (PTD-F2) and inform assigned personnel the schedule of visit to PTD to pay for the fees and sample submission.</p>	<p>client.</p>			<p>Reception Room, PTD Building</p>
<p>5. Fill-out and submit the Request for Technical Service Form (ITDI-F2).via Technical Services Information System (TSIS)</p>	<p>5.1 Discuss the filling out of ITDI-F2 to the client</p>	<p>None</p>	<p>10 minutes</p>	<p>Sup. SRS or Sr. SRS or SRS II or SRS I or SR Analyst Reception Room, PTD Building</p>
	<p>5.2 Review/check client entries in the ITDI-F2</p>	<p>None</p>	<p>16 minutes</p>	<p>Sup. SRS or Sr. SRS or SRS II or SRS I or SR Analyst Reception Room, PTD Building</p>
	<p>5.3 Fill-out the ITDI Section in the ITDI-F2 and validate</p>	<p>None</p>	<p>15 minutes</p>	<p>Sup. SRS or Sr. SRS or SRS II or SRS I or SR Analyst Reception Room, PTD Building</p>
	<p>5.4 Give copies of ITDI-F2 to the client for signature.</p>	<p>None</p>	<p>1 minute</p>	<p>Sup. SRS or Sr. SRS or SRS II or SRS I or SR Analyst Reception Room, PTD Building</p>
	<p>5.5 Assigned technical personnel will sign ITDI-F2.</p>	<p>None</p>	<p>1 minute</p>	<p>Sup. SRS or Sr. SRS or</p>



	5.6 Division Chief/ OIC/ Section Head will sign ITDI-F2.	None	1 minute	<i>SRS II or SRS I or SR Analyst</i> Reception Room, PTD Building  <i>Chief SRS or Sup. SRS</i> Reception Room, PTD Building
6. Proceed to the Metrology Building and pay for the fees.	5.1 Processing of order of payment at Accounting Section.	None	3 minutes	<i>Administrative Assistant V</i> , Accounting Section, FMD, Metrology Building
	5.2 Issue official receipt (OR).	Regular Rate: Php 3,043 Discounted Rate: Php 2,434	5 minutes	<i>Administrative Officer V</i> Cashier Section, ADM, Metrology Building
7. Submit product samples to assigned technical personnel and sign in the <i>Customer-supplied property logbook</i> .	7.1 Receive the samples and have the client sign in the <i>Customer-supplied property logbook</i> .	None	10 Minutes	<i>Sr. SRS or SRS II</i> Reception Room, PTD Building
	7.2 Conduct the testing service.	None	3 Days	<i>Sr. SRS or SRS II</i> Testing Lab., PTD Building
	7.3 Prepare the <i>Technical Service Report</i> (PTD-F3).	None	1 Day	<i>Sr. SRS or SRS II</i> Staff Room, PTD Building



	7.4 Supervisor/ Division Chief to approve and sign the PTD-F3.	None	1 Hour	Chief SRS or Sup. SRS Staff Room, PTD Building
	7.5 Photocopy the approved/ signed PTD-F3 for the Division / Section.	None	5 Minutes	Sr. SRS or SRS II Staff Room, PTD Building
8. Receive the <i>Technical Service Report</i> (PTD-F3) from the assigned technical personnel via email or pick-up at the Packaging Technology Division.	8.1 Issue the approved/ signed PTD-F3 to client.	None	5 Minutes	Sr. SRS or SRS II Reception Room, PTD Building
	8.2 Make the client sign in the <i>Outgoing Documents</i> .	None	2 Minutes	Sr. SRS or SRS II Reception Room, PTD Building
9. Fill-out the <i>Customer Satisfaction Survey Form</i> (QMS-PTD-F2).	9.1 Provide the Customer Satisfaction Survey Form (QMS-PTD-F2) to the client.	None	10 Minutes	Sr. SRS or SRS II Reception Room, PTD Building
	9.2 Receive the duly accomplished QMS-PTD-F2.	None	1 Minute	Sr. SRS or SRS II Reception Room, PTD Building
<b>TOTAL:</b>		<b>Regular Rate: Php 3,043 Discounted Rate: Php 2,434</b>	<b>4 Days, 4 Hours, 45 Minutes</b>	



#### 4. Evaluation of Mandatory Labelling Requirement

Service provided to customer requesting evaluation of label design for mandatory labelling requirement on the identified target market.

<b>Office or Division:</b>	Packaging Technology Division	
<b>Classification:</b>	Simple	
<b>Type of Transaction:</b>	G2C- Government to Citizen, G2B- Government to Business, G2G- Government to Government	
<b>Who may avail:</b>	All	
	<b>CHECKLIST OF REQUIREMENTS</b>	<b>WHERE TO SECURE</b>
	1) PTD Consultation Form, PTD-F1 (1 original copy for assigned technical personnel)	ITDI/ Packaging Technology Division (PTD) Building/ Reception Room
	2) Request for Technical Service form, ITDI-F2 (1 original copy for assigned technical personnel)	ITDI/ Packaging Technology Division (PTD) Building/ Reception Room
	3) Order of payment (1 original copy for Accounting Section)	ITDI/ Metrology Building/ Financial Management Division (FMD)/ Accounting Section
	4) Official receipt (1 original copy for client, 1 photocopy for assigned technical personnel)	ITDI/ Metrology Building/ Administrative Division (ADM)/ Cashier Section
	5) Product label to be evaluated	Client
	6) Technical service report, PTD-F3 (1 original copy for client, 1 photocopy for assigned technical personnel)	ITDI/ Packaging Technology Division (PTD) Building/ Reception Room
	7) Customer Satisfaction Survey Form, QMS-PTD-F2 (1 original copy for assigned technical personnel)	ITDI/ Packaging Technology Division (PTD) Building/ Reception Room



CLIENT STEPS	AGENCY ACTION	FEES TO BE PAID	PROCESSING TIME	PERSON RESPONSIBLE
1. Inquiry (via telephone call, email, or walk-in).	1.1 Officer of the Day will accommodate the client on their inquiry.	None	2 Minutes	SRS I or SR Assistant Reception Room, PTD Building
	1.2 Officer of the Day will direct the client to appropriate technical personnel.	None	2 Minutes	SRS I or SR Assistant Reception Room, PTD Building
2. Fill-out and submit the <i>Consultation Form</i> (PTD-F1) to assigned technical personnel.	2.1 Provide the <i>Consultation Form</i> (PTD-F1) to client.	None	5 Minutes	Sup. SRS Reception Room, PTD Building
3. Discuss the product label requirement to the assigned technical personnel.	3.1 Discuss the product label requirement of the client.	None	20 Minutes	Sup. SRS Reception Room, PTD Building
4. Fill-out and submit the <i>Request for Technical Service Form</i> (ITDI-F2).via Technical Services Information System (TSIS)	4.1 Discuss the filling out of ITDI-F2 to the client	None	10 minutes	Sup. SRS or Sr. SRS or SRS II or SRS I or SR Analyst Reception Room, PTD Building
	4.2 Review/check client entries in the ITDI-F2	None	16 minutes	Sup. SRS or Sr. SRS or SRS II or SRS I or SR Analyst Reception Room, PTD



	4.3 Fill-out the ITDI Section in the ITDI-F2 and validate	None	15 minutes	Building <i>Sup. SRS or Sr. SRS or SRS II or SRS I or SR Analyst</i> Reception Room, PTD Building
	4.4 Give copies of ITDI-F2 to the client for signature.	None	1 minute	<i>Sup. SRS or Sr. SRS or SRS II or SRS I or SR Analyst</i> Reception Room, PTD Building
	4.5 Assigned technical personnel will sign ITDI-F2.	None	1 minute	<i>Sup. SRS or Sr. SRS or SRS II or SRS I or SR Analyst</i> Reception Room, PTD Building
	4.6 Division Chief/ OIC/ Section Head will sign ITDI-F2.	None	1 minute	<i>Chief SRS or Sup. SRS</i> Reception Room, PTD Building
5. Proceed to the Metrology Building and pay for the fees.	5.1 Processing of order of payment at Accounting Section.	None	3 minutes	<i>Administrative Assistant V, Accounting Section, FMD, Metrology Building</i>
	5.2 Issue official receipt (OR).	Regular Rate: Php 746. Discounted Rate: Php 597	5 minutes	<i>Administrative Officer V Cashier Section, ADM, Metrology Building</i>
6. Submit product label	6.1 Receive the product	None	10 Minutes	<i>Sup. SRS</i>





to assigned technical personnel and sign in the <i>Customer-supplied property logbook</i> .	label and have the client sign in the <i>Customer-supplied property logbook</i> .			Reception Room, PTD Building
	6.2 Conduct evaluation of mandatory labelling requirements.	None	1 Day	Sup. SRS Staff Room, PTD Building
	6.3 Prepare the <i>Technical Service Report</i> (PTD-F3).	None	1 Day	Sup. SRS Staff Room, PTD Building
	6.4 Supervisor/ Division Chief will approve and sign the PTD-F3.	None	1 Hour	Chief SRS or Sup. SRS Staff Room, PTD Building
	6.5 Photocopy the approved/ signed PTD-F3 for the Division/ Section.	None	5 Minutes	Sup. SRS Staff Room, PTD Building
7. Receive the <i>Technical Service Report</i> (PTD-F3) from the assigned technical personnel via email or pick-up at the Packaging Technology Division.	7.1 Issue the approved/ signed PTD-F3 to client.	None	5 Minutes	Sup. SRS Reception Room, PTD Building
	7.2 Make the client sign in the <i>Outgoing Documents</i> .	None	2 Minutes	Sup. SRS Reception Room, PTD Building
8. Fill-out the <i>Customer Satisfaction Survey</i>	8.1 Provide the Customer Satisfaction Survey Form	None	10 Minutes	Sup. SRS Reception Room, PTD



<i>Form (QMS-PTD-F2).</i>	(QMS-PTD-F2) to the client.  8.2Receive the duly accomplished QMS-PTD-F2.	None	1 Minute	Building  <i>Sup. SRS</i> Reception Room, PTD Building
<b>TOTAL:</b>		<b>Regular Rate: Php 746. Discounted Rate: Php 597</b>	<b>2 Days, 2 Hours, 42 Minutes</b>	



## 5. Evaluation of Packaging for Transport

Performance evaluation test for transport packaging includes drop and vibration tests using drop and vibration testers. The tests are conducted using International Safe Transit Association (ISTA) testing procedures.

<b>Office or Division:</b>	Packaging Technology Division	
<b>Classification:</b>	Complex	
<b>Type of Transaction:</b>	G2C- Government to Citizen, G2B- Government to Business, G2G- Government to Government	
<b>Who may avail:</b>	All	
	<b>CHECKLIST OF REQUIREMENTS</b>	<b>WHERE TO SECURE</b>
	1) PTD Consultation Form, PTD-F1 (1 original copy for assigned technical personnel)	ITDI/ Packaging Technology Division (PTD) Building/ Reception Room
	2) PTD Quotation Form, PTD-F2 (1 original copy for client, 1 photocopy for assigned technical personnel)	ITDI/ Packaging Technology Division (PTD) Building/ Reception Room
	3) Request for Technical Service form, ITDI-F2 (1 original copy for assigned technical personnel)	ITDI/ Packaging Technology Division (PTD) Building/ Reception Room
	4) Order of payment (1 original copy for Accounting Section)	ITDI/ Metrology Building/ Financial Management Division (FMD)/ Accounting Section
	5) Official receipt (1 original copy for client, 1 photocopy for assigned technical personnel)	ITDI/ Metrology Building/ Administrative Division (ADM)/ Cashier Section
	6) Sample to be tested	Client
	7) Technical service report, PTD-F3 (1 original copy for client, 1 photocopy for assigned technical personnel)	ITDI/ Packaging Technology Division (PTD) Building/ Reception Room
	8) Customer Satisfaction Survey Form, QMS-PTD-F2 (1 original copy for assigned technical personnel)	ITDI/ Packaging Technology Division (PTD) Building/ Reception Room



CLIENT STEPS	AGENCY ACTION	FEES TO BE PAID	PROCESSING TIME	PERSON RESPONSIBLE
1. Inquiry (via telephone call, email, or walk-in).	1.1 Officer of the Day will accommodate the client on their inquiry.	None	2 Minutes	SRS I or SR Assistant Reception Room, PTD Building
	1.2 Officer of the Day will direct the client to appropriate technical personnel.	None	2 Minutes	SRS I or SR Assistant Reception Room, PTD Building
2. Fill-out and submit the <i>Consultation Form</i> (PTD-F1) to assigned technical personnel.	2.1 Provide the <i>Consultation Form</i> (PTD-F1) to client.	None	5 Minutes	Sr. SRS or SRS II Reception Room, PTD Building
3. Discuss the testing requirement of the product to the assigned technical personnel.	3.1 Discuss the testing requirement of the client.	None	30 Minutes	Sr. SRS or SRS II Reception Room, PTD Building
	3.2 Prepare <i>Quotation Form</i> (PTD-F2) for the client.	None	30 Minutes	Sr. SRS or SRS II Reception Room, PTD Building
	3.3 Division Chief/ Supervisor to approve and sign PTD-F2.	None	1 Hour	Chief SRS or Sup. SRS Reception Room, PTD Building
	3.4 Photocopy the approved/ signed PTD-F2 for the division/ section.	None	5 Minutes	Sr. SRS or SRS II Reception Room, PTD Building
4. Acknowledge receipt of <i>Quotation Form</i> (PTD-	4.1 E-mail/ mail PTD-F2 to client.	None	5 Minutes	Sr. SRS or SRS II Reception Room, PTD



F2) and inform assigned personnel the schedule of visit to PTD to pay for the fees and sample submission.				Building
5.Fill-out and submit the <i>Request for Technical Service Form</i> (ITDI-F2).via Technical Services Information System (TSIS)	5.1 Discuss the filling out of ITDI-F2 to the client	None	10 minutes	<i>Sup. SRS or Sr. SRS or SRS II or SRS I or SR Analyst</i> Reception Room, PTD Building
	5.2 Review/check client entries in the ITDI-F2	None	16 minutes	<i>Sup. SRS or Sr. SRS or SRS II or SRS I or SR Analyst</i> Reception Room, PTD Building
	5.3 Fill-out the ITDI Section in the ITDI-F2 and validate	None	15 minutes	<i>Sup. SRS or Sr. SRS or SRS II or SRS I or SR Analyst</i> Reception Room, PTD Building
	5.4 Give copies of ITDI-F2 to the client for signature.	None	1 minute	<i>Sup. SRS or Sr. SRS or SRS II or SRS I or SR Analyst</i> Reception Room, PTD Building
	5.5 Assigned technical personnel will sign ITDI-F2.	None	1 minute	<i>Sup. SRS or Sr. SRS or SRS II or SRS I or SR Analyst</i>



	5.6 Division Chief/ OIC/ Section Head will sign ITDI-F2.	None	1 minute	Reception Room, PTD Building  <i>Chief SRS or Sup. SRS</i> Reception Room, PTD Building
6. Proceed to the Metrology Building and pay for the fees.	6.1 Processing of order of payment at Accounting Section.	None	3 minutes	<i>Administrative Assistant V</i> , Accounting Section, FMD, Metrology Building
	6.2 Issue official receipt (OR).	Regular Rate: Php 5,145 Discounted Rate: Php 4,116	5 minutes	<i>Administrative Officer V</i> Cashier Section, ADM, Metrology Building
7. Submit product samples to assigned technical personnel and sign in the <i>Customer-supplied property logbook</i> .	7.1 Receive the samples and have the client sign in the <i>Customer-supplied property logbook</i> .	None	10 Minutes	<i>Sr. SRS or SRS II</i> Reception Room, PTD Building
	7.2 Conduct the testing service.	None	3 Days	<i>Sr. SRS or SRS II</i> Testing Lab., PTD Building
	7.3 Prepare the <i>Technical Service Report</i> (PTD-F3).	None	1 Day	<i>Sr. SRS or SRS II</i> Staff Room, PTD Building
	7.4 Supervisor/ Division Chief to approve and sign the PTD-F3.	None	1 Hour	<i>Chief SRS or Sup. SRS</i> Staff Room, PTD Building
	7.5 Photocopy the approved/ signed PTD-F3 for the			



	Division/ Section.	None	5 Minutes	Sr. SRS or SRS II Staff Room, PTD Building
8. Receive the <i>Technical Service Report</i> (PTD-F3) from the assigned technical personnel via email or pick-up at the Packaging Technology Division	8.1 Issue the approved/ signed PTD-F3 to client.	None	5 Minutes	Sr. SRS or SRS II Reception Room, PTD Building
	8.2 Make the client sign in the <i>Outgoing Documents</i> .	None	2 Minutes	Sr. SRS or SRS II Reception Room, PTD Building
9. Fill-out the <i>Customer Satisfaction Survey Form</i> (QMS-PTD-F2)	9.1 Provide the Customer Satisfaction Survey Form (QMS-PTD-F2) to the client.	None	10 Minutes	Sr. SRS or SRS II Reception Room, PTD Building
	9.2 Receive the duly accomplished QMS-PTD-F2.	None	1 Minute	Sr. SRS or SRS II Reception Room, PTD Building
<b>TOTAL:</b>		<b>Regular Rate: Php 5,145 Discounted Rate: Php 4,116</b>	<b>4 Days, 4 Hours, 45 Minutes</b>	



## 6. Identification of Plastic Using Differential Scanning Calorimeter (DSC)

To determine the type of plastic packaging material.

<b>Office or Division:</b>	Packaging Technology Division			
<b>Classification:</b>	Complex			
<b>Type of Transaction:</b>	G2C- Government to Citizen, G2B- Government to Business, G2G- Government to Government			
<b>Who may avail:</b>	All			
<b>CHECKLIST OF REQUIREMENTS</b>		<b>WHERE TO SECURE</b>		
1) PTD Consultation Form, PTD-F1 (1 original copy for assigned technical personnel)		ITDI/ Packaging Technology Division (PTD) Building/ Reception Room		
2) Request for Technical Service form, ITDI-F2 (1 original copy for assigned technical personnel)		ITDI/ Packaging Technology Division (PTD) Building/ Reception Room		
3) Order of payment (1 original copy for Accounting Section)		ITDI/ Metrology Building/ Financial Management Division (FMD)/ Accounting Section		
4) Official receipt (1 original copy for client, 1 photocopy for assigned technical personnel)		ITDI/ Metrology Building/ Administrative Division (ADM)/ Cashier Section		
5) Sample (5 pcs. A4 sized samples)		Client		
6) Technical service report, PTD-F3 (1 original copy for client, 1 photocopy for assigned technical personnel)		ITDI/ Packaging Technology Division (PTD) Building/ Reception Room		
7) Customer Satisfaction Survey Form, QMS-PTD-F2 (1 original copy for assigned technical personnel)		ITDI/ Packaging Technology Division (PTD) Building/ Reception Room		
<b>CLIENT STEPS</b>	<b>AGENCY ACTION</b>	<b>FEES TO BE PAID</b>	<b>PROCESSING TIME</b>	<b>PERSON RESPONSIBLE</b>
1. Inquiry (via telephone call, email, or walk-in).	1.1 Officer of the Day will accommodate the client on their inquiry.	None	2 Minutes	SRS I or SR Assistant Reception Room, PTD Building





	1.2 Officer of the Day will direct the client to appropriate technical personnel.	None	2 Minutes	<i>SRS I or SR Assistant Reception Room, PTD Building</i>
2. Fill-out and submit the <i>Consultation Form</i> (PTD-F1) to assigned technical personnel.	2.1 Provide the <i>Consultation Form</i> (PTD-F1) to client.	None	5 Minutes	<i>Sup. SRS or SRS II or SRS I or SR Analyst Reception Room, PTD Building</i>
3. Discuss the testing requirement to the assigned technical personnel.	3.1 Discuss the testing requirement of the client and inform client on when to submit samples for testing.	None	30 Minutes	<i>Sup. SRS or SRS II or SRS I or SR Analyst Reception Room, PTD Building</i>
4. Fill-out and submit the <i>Request for Technical Service Form</i> (ITDI-F2).via Technical Services Information System (TSIS)	4.1 Discuss the filling out of ITDI-F2 to the client	None	10 minutes	<i>Sup. SRS or Sr. SRS or SRS II or SRS I or SR Analyst Reception Room, PTD Building</i>
	4.2 Review/check client entries in the ITDI-F2	None	16 minutes	<i>Sup. SRS or Sr. SRS or SRS II or SRS I or SR Analyst Reception Room, PTD Building</i>
	4.3 Fill-out the ITDI Section in the ITDI-F2 and validate	None	15 minutes	<i>Sup. SRS or Sr. SRS or SRS II or SRS I or SR Analyst Reception Room, PTD Building</i>
	4.4 Give copies of ITDI-F2 to			



	the client for signature.	None	1 minute	<i>Sup. SRS or Sr. SRS or SRS II or SRS I or SR Analyst</i> Reception Room, PTD Building
	4.5 Assigned technical personnel will sign ITDI-F2.	None	1 minute	<i>Sup. SRS or Sr. SRS or SRS II or SRS I or SR Analyst</i> Reception Room, PTD Building
	4.6 Division Chief/ OIC/ Section Head will sign ITDI-F2.	None	1 minute	<i>Chief SRS or Sup. SRS</i> Reception Room, PTD Building
5. Proceed to the Metrology Building and pay for the fees.	5.1 Processing of order of payment at Accounting Section.	None	3 minutes	<i>Administrative Assistant V, Accounting Section, FMD, Metrology Building</i>
	5.2 Issue official receipt (OR).	Regular Rate: Php 3,000.00 Discounted Rate: PhP 2,400	5 minutes	<i>Administrative Officer V Cashier Section, ADM, Metrology Building</i>
6. Submit product samples to assigned technical personnel and sign in the <i>Customer-supplied property logbook</i> .	6.1 Receive the samples and have the client sign in the <i>Customer-supplied property logbook</i> .	None	10 Minutes	<i>Sup. SRS or SRS II or SRS I or SR Analyst</i> Reception Room, PTD Building
	6.2 Conduct the testing service.	None	5 Days	<i>Sup. SRS or SRS II or SRS I or SR Analyst</i>



	<p>6.3 Prepare the <i>Technical Service Report</i> (PTD-F3).</p> <p>6.4 Supervisor/ Division Chief will approve and sign the PTD-F3.</p> <p>6.5 Photocopy the approved/ signed PTD-F3 for the Division/ Section.</p>	<p>None</p> <p>None</p> <p>None</p>	<p>1 Day</p> <p>30 Minutes</p> <p>5 Minutes</p>	<p>Testing Lab., PTD Building</p> <p><i>Sup. SRS or SRS II or SRS I or SR Analyst</i> Staff Room, PTD Building</p> <p><i>Chief SRS or Sup. SRS</i> Staff Room, PTD Building</p> <p><i>Sup. SRS or SRS II or SRS I or SR Analyst</i> Staff Room, PTD Building</p>
<p>7. Receive the <i>Technical Service Report</i> (PTD-F3) from the assigned technical personnel via email or pick-up at the Packaging Technology Division.</p>	<p>7.1 Issue the approved/ signed PTD-F3 to client.</p> <p>7.2 Make the client sign in the <i>Outgoing Documents</i>.</p>	<p>None</p> <p>None</p>	<p>5 Minutes</p> <p>2 Minutes</p>	<p><i>Sup. SRS or SRS II or SRS I or SR Analyst</i> Reception Room, PTD Building</p> <p><i>Sup. SRS or SRS II or SRS I or SR Analyst</i> Reception Room, PTD Building</p>
<p>8. Fill-out the <i>Customer Satisfaction Survey Form</i> (QMS-PTD-F2)</p>	<p>8.1 Provide the Customer Satisfaction Survey Form (QMS-PTD-F2) to the client.</p>	<p>None</p>	<p>10 Minutes</p>	<p><i>Sup. SRS or SRS II or SRS I or SR Analyst</i> Reception Room,</p>



	8.2Receive the duly accomplished QMS-PTD-F2	None	1 Minute	PTD Building  <i>Sup. SRS or SRS II or SRS I or SR Analyst</i> Reception Room, PTD Building
<b>TOTAL:</b>		<b>Regular Rate: Php 3,000.00 Discounted Rate: PhP 2,400</b>	<b>6 Days, 2 Hours, 35 Minutes</b>	



## 7. Label Design for Box with Stock Design (Category 1)

Service provided to customer that covers all activities related to the development of box with stock design and this will be incorporated with label design.

<b>Office or Division:</b>	Packaging Technology Division	
<b>Classification:</b>	Highly technical	
<b>Type of Transaction:</b>	G2C- Government to Citizen, G2B- Government to Business, G2G- Government to Government	
<b>Who may avail:</b>	All	
	<b>CHECKLIST OF REQUIREMENTS</b>	<b>WHERE TO SECURE</b>
	1) PTD Consultation Form, PTD-F1 (1 original copy for assigned technical personnel)	ITDI/ Packaging Technology Division (PTD) Building/ Reception Room
	2) Packaging Design Brief, PTD-F4 (1 original copy for assigned technical personnel)	ITDI/ Packaging Technology Division (PTD) Building/ Reception Room
	3) Request for Technical Service form, ITDI-F2 (1 original copy for assigned technical personnel)	ITDI/ Packaging Technology Division (PTD) Building/ Reception Room
	4) Order of payment (1 original copy for Accounting Section)	ITDI/ Metrology Building/ Financial Management Division (FMD)/ Accounting Section
	5) Official receipt (1 original copy for client, 1 photocopy for assigned technical personnel)	ITDI/ Metrology Building/ Administrative Division (ADM)/ Cashier Section
	6) Plan for Label Design Development, PTD-F7 (1 original copy for assigned technical personnel, 1 emailed or original copy to client)	ITDI/ Packaging Technology Division (PTD) Building/ Reception Room
	7) Existing Label design (editable soft copy of illustrator file) and preferably with product sample	Client
	8) Approval Sheet, PTD-F11 (1 original or e-mailed copy of PTD-F11 or letter from client for assigned	ITDI/ Packaging Technology Division (PTD) Building/ Reception Room



personnel)				
9) Customer Satisfaction Survey Form, QMS-PTD-F2 (1 original or e-mailed copy for assigned technical personnel)		ITDI/ Packaging Technology Division (PTD) Building/ Reception Room		
CLIENT STEPS	AGENCY ACTION	FEES TO BE PAID	PROCESSING TIME	PERSON RESPONSIBLE
1. Inquiry (via telephone call, email, or walk-in).	1.1 Officer of the Day will accommodate the client on their inquiry.	None	2 Minutes	SRS I or SR Assistant Reception Room, PTD Building
	1.2 Officer of the Day will direct the client to appropriate technical personnel.	None	2 Minutes	SRS I or SR Assistant Reception Room, PTD Building
2. Fill-out and submit the <i>Consultation Form</i> (PTD-F1) and <i>Packaging Design Brief</i> (PTD-F4) to assigned technical personnel.	2.1 Provide the <i>Consultation Form</i> (PTD-F1) and <i>Packaging Design Brief</i> (PTD-F4) to client.	None	15 Minutes	Sup. SRS or Sr. SRS or SRS II or SRS I or SR Analyst Reception Room, PTD Building
3. Discuss the label design requirement of the product to the assigned technical personnel.	3.1 Discuss the label design requirement of the client.	None	30 Minutes	Sup. SRS or Sr. SRS or SRS II or SRS I or SR Analyst Reception Room, PTD Building
4. Fill-out and submit the <i>Request for Technical Service Form</i> (ITDI-F2).via Technical Services Information	4.1 Discuss the filling out of ITDI-F2 to the client	None	10 minutes	Sup. SRS or Sr. SRS or SRS II or SRS I or SR Analyst Reception Room, PTD Building



System (TSIS)	4.2 Review/check client entries in the ITDI-F2	None	16 minutes	<i>Sup. SRS or Sr. SRS or SRS II or SRS I or SR Analyst</i> Reception Room, PTD Building
	4.3 Fill-out the ITDI Section in the ITDI-F2 and validate	None	15 minutes	<i>Sup. SRS or Sr. SRS or SRS II or SRS I or SR Analyst</i> Reception Room, PTD Building
	4.4 Give copies of ITDI-F2 to the client for signature.	None	1 minute	<i>Sup. SRS or Sr. SRS or SRS II or SRS I or SR Analyst</i> Reception Room, PTD Building
	4.5 Assigned technical personnel will sign ITDI-F2.	None	1 minute	<i>Sup. SRS or Sr. SRS or SRS II or SRS I or SR Analyst</i> Reception Room, PTD Building
	4.6 Division Chief/ OIC/ Section Head will sign ITDI-F2.	None	1 minute	<i>Chief SRS or Sup. SRS</i> Reception Room, PTD Building
5. Proceed to the Metrology Building and pay for the fees.	5.1 Processing of order of payment at Accounting Section.	None	3 minutes	<i>Administrative Assistant V, Accounting Section, FMD, Metrology Building</i>



	5.2 Issue official receipt (OR).	Regular Rate: Php 5,178. Discounted Rate: Php 4,142	5 minutes	Administrative Officer V Cashier Section, ADM, Metrology Building
6. Acknowledge acceptance of <i>Plan for label design development</i> (PTD-F7) through e-mail or discussion in person at PTD.	6.1 Prepare the <i>Plan for label design development</i> (PTD-F7) and afterwards forward a copy to the client through e-mail or in person.	None	2 Days	Sup. SRS or Sr. SRS or SRS II or SRS I or SR Analyst Reception Room, PTD Building
7. Acknowledge acceptance of initial drafted design and provide feedback through e-mail or in person at PTD.	7.1 Prepare initial draft of label design and afterwards forward a copy to the client through e-mail or in person at PTD for feedback.	None	14 Days	Sup. SRS or Sr. SRS or SRS II or SRS I or SR Analyst Reception Room, PTD Building
8. Acknowledge acceptance of revised label design (Revision 1) and provide feedback (optional) through e-mail or in person at PTD.	8.1 Revise the label as per comments of the client on initial draft and afterwards forward a copy to the client through e-mail or in person at PTD for feedback.	None	11 Days	Sup. SRS or Sr. SRS or SRS II or SRS I or SR Analyst Reception Room, PTD Building
9. Acknowledge acceptance of revised label design (Revision 2), <i>Approval Sheet for Packaging Design</i> (PTD-F11) and <i>Customer Satisfaction Survey Form</i> (QMS-	9.1 Revise the label as per comments of the client on Revision 1 and afterwards forward a copy to the client together with <i>Approval Sheet for Packaging Design</i> (PTD-F11) and <i>Customer Satisfaction Survey Form</i>	None	11 Days	Sup. SRS or Sr. SRS or SRS II or SRS I or SR Analyst Reception Room, PTD Building





PTD-F2), and provide final feedback (optional) through e-mail or in person at PTD.	(QMS-PTD-F2) through e-mail or in person at PTD through e-mail or in person at PTD for approval.			
10. Submit accomplished <i>Approval Sheet for Packaging Design</i> (PTD-F11) and <i>Customer Satisfaction Survey Form</i> (QMS-PTD-F2).	10.1 Prepare the final label design and afterwards forward a copy to the client through e-mail or in person at PTD.  10.2 Receive the accomplished <i>Approval Sheet for Packaging Design</i> (PTD-F11) and <i>Customer Satisfaction Survey Form</i> (QMS-PTD-F2).	None	7 Days	<i>Sup. SRS or Sr. SRS or SRS II or SRS I or SR Analyst</i> Reception Room, PTD Building
<b>TOTAL:</b>		<b>Regular Rate: Php 5,178. Discounted Rate: Php 4,142</b>	<b>45 Days, 1 Hour, 41 Minutes</b>	

Label design for box is qualified for multi-stage processing



## 8. Label Design for Box with Custom Design (Category 2)

Service provided to customer that covers all activities related to the development of custom design box and this will be incorporated with label design.

<b>Office or Division:</b>	Packaging Technology Division	
<b>Classification:</b>	Highly technical	
<b>Type of Transaction:</b>	G2C- Government to Citizen, G2B- Government to Business, G2G- Government to Government	
<b>Who may avail:</b>	All	
	<b>CHECKLIST OF REQUIREMENTS</b>	<b>WHERE TO SECURE</b>
	1) PTD Consultation Form, PTD-F1 (1 original copy for assigned technical personnel)	ITDI/ Packaging Technology Division (PTD) Building/ Reception Room
	2) Packaging Design Brief, PTD-F4 (1 original copy for assigned technical personnel)	ITDI/ Packaging Technology Division (PTD) Building/ Reception Room
	3) Request for Technical Service form, ITDI-F2 (1 original copy for assigned technical personnel)	ITDI/ Packaging Technology Division (PTD) Building/ Reception Room
	4) Order of payment (1 original copy for Accounting Section)	ITDI/ Metrology Building/ Financial Management Division (FMD)/ Accounting Section
	5) Official receipt (1 original copy for client, 1 photocopy for assigned technical personnel)	ITDI/ Metrology Building/ Administrative Division (ADM)/ Cashier Section
	6) Plan for Label Design Development, PTD-F7 (1 original copy for assigned technical personnel, 1 emailed or original copy to client)	ITDI/ Packaging Technology Division (PTD) Building/ Reception Room
	7) Existing Label design (editable soft copy of illustrator file) and preferably with product sample	Client
	8) Approval Sheet, PTD-F11 (1 original or e-mailed copy of PTD-F11 or letter from client for assigned	ITDI/ Packaging Technology Division (PTD) Building/ Reception Room



personnel)				
9) Customer Satisfaction Survey Form, QMS-PTD-F2 (1 original or e-mailed copy for assigned technical personnel)		ITDI/ Packaging Technology Division (PTD) Building/ Reception Room		
CLIENT STEPS	AGENCY ACTION	FEES TO BE PAID	PROCESSING TIME	PERSON RESPONSIBLE
1. Inquiry (via telephone call, email, or walk-in).	1.1 Officer of the Day will accommodate the client on their inquiry.	None	2 Minutes	SRS I or SR Assistant Reception Room, PTD Building
	1.2 Officer of the Day will direct the client to appropriate technical personnel.	None	2 Minutes	SRS I or SR Assistant Reception Room, PTD Building
2. Fill-out and submit the <i>Consultation Form</i> (PTD-F1) and <i>Packaging Design Brief</i> (PTD-F4) to assigned technical personnel.	2.1 Provide the <i>Consultation Form</i> (PTD-F1) and <i>Packaging Design Brief</i> (PTD-F4) to client.	None	15 Minutes	Sup. SRS or Sr. SRS or SRS II or SRS I or SR Analyst Reception Room, PTD Building
3. Discuss the label design requirement of the product to the assigned technical personnel.	3.1 Discuss the label design requirement of the client.	None	30 Minutes	Sup. SRS or Sr. SRS or SRS II or SRS I or SR Analyst Reception Room, PTD Building



4. Fill-out and submit the <i>Request for Technical Service Form</i> (ITDI-F2).via Technical Services Information System (TSIS)	4.1 Discuss the filling out of ITDI-F2 to the client	None	10 minutes	<i>Sup. SRS or Sr. SRS or SRS II or SRS I or SR Analyst</i> Reception Room, PTD Building
	4.2 Review/check client entries in the ITDI-F2	None	16 minutes	<i>Sup. SRS or Sr. SRS or SRS II or SRS I or SR Analyst</i> Reception Room, PTD Building
	4.3 Fill-out the ITDI Section in the ITDI-F2 and validate	None	15 minutes	<i>Sup. SRS or Sr. SRS or SRS II or SRS I or SR Analyst</i> Reception Room, PTD Building
	4.4 Give copies of ITDI-F2 to the client for signature.	None	1 minute	<i>Sup. SRS or Sr. SRS or SRS II or SRS I or SR Analyst</i> Reception Room, PTD Building
	4.5 Assigned technical personnel will sign ITDI-F2.	None	1 minute	<i>Sup. SRS or Sr. SRS or SRS II or SRS I or SR Analyst</i> Reception Room, PTD Building
	4.6 Division Chief/ OIC/ Section Head will sign ITDI-F2.	None	1 minute	<i>Chief SRS or Sup. SRS</i> Reception Room, PTD



				Building
5. Proceed to the Metrology Building and pay for the fees.	5.1. Processing of order of payment at Accounting Section.	None	3 minutes	<i>Administrative Assistant V, Accounting Section, FMD, Metrology Building</i>
	5.2. Issue official receipt (OR).	Regular Rate: Php 6,057 Discounted Rate: Php 4,846	5 minutes	<i>Administrative Officer V Cashier Section, ADM, Metrology Building</i>
6. Acknowledge acceptance of <i>Plan for label design development</i> (PTD-F7) through e-mail or discussion in person at PTD.	6.1 Prepare the <i>Plan for label design development</i> (PTD-F7) and afterwards forward a copy to the client through e-mail or in person.	None	2 Days	<i>Sup. SRS or Sr. SRS or SRS II or SRS I or SR Analyst Reception Room, PTD Building</i>
7. Acknowledge acceptance of initial drafted design and provide feedback through e-mail or in person at PTD.	7.1 Prepare initial draft of label design and afterwards forward a copy to the client through e-mail or in person at PTD for feedback.	None	14 Days	<i>Sup. SRS or Sr. SRS or SRS II or SRS I or SR Analyst Reception Room, PTD Building</i>
8. Acknowledge acceptance of revised label design (Revision 1) and	8.1 Revise the label as per comments of the client on initial draft and afterwards forward a copy to the client	None	11 Days	<i>Sup. SRS or Sr. SRS or SRS II or SRS I or SR Analyst Reception Room, PTD</i>



provide feedback (optional) through e-mail or in person at PTD.	through e-mail or in person at PTD for feedback.			Building
9. Acknowledge acceptance of revised label design (Revision 2), <i>Approval Sheet for Packaging Design</i> (PTD-F11) and <i>Customer Satisfaction Survey Form</i> (QMS-PTD-F2) and provide final feedback (optional) through e-mail or in person at PTD.	9.1 Revise the label as per comments of the client on Revision 1 and afterwards forward a copy to the client together with <i>Approval Sheet for Packaging Design</i> (PTD-F11) and <i>Customer Satisfaction Survey Form</i> (QMS-PTD-F2) through e-mail or in person at PTD.	None	11 Days	<i>Sup. SRS or Sr. SRS or SRS II or SRS I or SR Analyst</i> Reception Room, PTD Building
10. Submit accomplished <i>Approval Sheet for Packaging Design</i> (PTD-F11) and <i>Customer Satisfaction Survey Form</i> (QMS-PTD-F2)	10.1 Prepare the final label design and afterwards forward a copy to the client through e-mail or in person at PTD.  10.2 Receive the accomplished <i>Approval Sheet for Packaging Design</i> (PTD-F11) and <i>Customer Satisfaction Survey Form</i> (QMS-PTD-F2)	None	7 Days	<i>Sup. SRS or Sr. SRS or SRS II or SRS I or SR Analyst</i> Reception Room, PTD Building
<b>TOTAL:</b>		<b>Regular Rate: Php 6,057</b>	<b>45 Days, 1 Hour, 41 Minutes</b>	



	<b>Discounted Rate: Php 4,846</b>		
--	---------------------------------------	--	--

Label design for box is qualified for multi-stage processing



## 9. Label Design with Concept Development

Service provided to customer that covers all activities related to the development of label design.

<b>Office or Division:</b>	Packaging Technology Division	
<b>Classification:</b>	Highly technical	
<b>Type of Transaction:</b>	G2C- Government to Citizen, G2B- Government to Business, G2G- Government to Government	
<b>Who may avail:</b>	All	
	<b>CHECKLIST OF REQUIREMENTS</b>	<b>WHERE TO SECURE</b>
	1) PTD Consultation Form, PTD-F1 (1 original copy for assigned technical personnel)	ITDI/ Packaging Technology Division (PTD) Building/ Reception Room
	2) Packaging Design Brief, PTD-F4 (1 original copy for assigned technical personnel)	ITDI/ Packaging Technology Division (PTD) Building/ Reception Room
	3) Request for Technical Service form, ITDI-F2 (1 original copy for assigned technical personnel)	ITDI/ Packaging Technology Division (PTD) Building/ Reception Room
	4) Order of payment (1 original copy for Accounting Section)	ITDI/ Metrology Building/ Financial Management Division (FMD)/ Accounting Section
	5) Official receipt (1 original copy for client, 1 photocopy for assigned technical personnel)	ITDI/ Metrology Building/ Administrative Division (ADM)/ Cashier Section
	6) Plan for Label Design Development, PTD-F7 (1 original copy for assigned technical personnel, 1 emailed or original copy to client)	ITDI/ Packaging Technology Division (PTD) Building/ Reception Room
	7) Existing Label design (editable soft copy of illustrator file) and preferably with product sample	Client
	8) Approval Sheet, PTD-F11 (1 original or e-mailed copy of PTD-F11 or letter from client for assigned personnel)	ITDI/ Packaging Technology Division (PTD) Building/ Reception Room
	9) Customer Satisfaction Survey Form, QMS-PTD-F2 (1	ITDI/ Packaging Technology Division (PTD) Building/ Reception





original or e-mailed copy for assigned technical personnel)		Room		
CLIENT STEPS	AGENCY ACTION	FEES TO BE PAID	PROCESSING TIME	PERSON RESPONSIBLE
1. Inquiry (via telephone call, email, or walk-in).	1.1 Officer of the Day will accommodate the client on their inquiry.	None	2 Minutes	SRS I or SR Assistant Reception Room, PTD Building
	1.2 Officer of the Day will direct the client to appropriate technical personnel.	None	2 Minutes	SRS I or SR Assistant Reception Room, PTD Building
2. Fill-out and submit the <i>Consultation Form</i> (PTD-F1) and <i>Packaging Design Brief</i> (PTD-F4) to assigned technical personnel.	2.1 Provide the <i>Consultation Form</i> (PTD-F1) and <i>Packaging Design Brief</i> (PTD-F4) to client.	None	15 Minutes	Sup. SRS or Sr. SRS or SRS II or SRS I or SR Analyst Reception Room, PTD Building
3. Discuss the label design requirement of the product to the assigned technical personnel.	3.1 Discuss the label design requirement of the client.	None	30 Minutes	Sup. SRS or Sr. SRS or SRS II or SRS I or SR Analyst Reception Room, PTD Building
4. Fill-out and submit the <i>Request for Technical Service Form</i> (ITDI-F2).via Technical Services Information System (TSIS)	4.1 Discuss the filling out of ITDI-F2 to the client	None	10 minutes	Sup. SRS or Sr. SRS or SRS II or SRS I or SR Analyst Reception Room, PTD Building
	4.2 Review/check client entries in the ITDI-F2	None	16 minutes	Sup. SRS or Sr. SRS or SRS II or SRS I or SR



	<p>4.3 Fill-out the ITDI Section in the ITDI-F2 and validate</p> <p>4.4 Give copies of ITDI-F2 to the client for signature.</p> <p>4.5 Assigned technical personnel will sign ITDI-F2.</p> <p>4.6 Division Chief/ OIC/ Section Head will sign ITDI-F2.</p>	<p>None</p> <p>None</p> <p>None</p> <p>None</p>	<p>15 minutes</p> <p>1 minute</p> <p>1 minute</p> <p>1 minute</p>	<p><i>Analyst</i> Reception Room, PTD Building</p> <p><i>Sup. SRS or Sr. SRS or SRS II or SRS I or SR Analyst</i> Reception Room, PTD Building</p> <p><i>Sup. SRS or Sr. SRS or SRS II or SRS I or SR Analyst</i> Reception Room, PTD Building</p> <p><i>Sup. SRS or Sr. SRS or SRS II or SRS I or SR Analyst</i> Reception Room, PTD Building</p> <p><i>Chief SRS or Sup. SRS</i> Reception Room, PTD Building</p>
<p>5. Proceed to the Metrology Building and pay for the fees.</p>	<p>5.1 Processing of order of payment at Accounting Section.</p> <p>5.2 Issue official receipt (OR).</p>	<p>None</p> <p>Regular Rate: Php 3,951</p>	<p>3 minutes</p> <p>5 minutes</p>	<p><i>Administrative Assistant V, Accounting Section, FMD, Metrology Building</i></p> <p><i>Administrative Officer V Cashier Section, ADM,</i></p>



		Discounted Rate: PhP 3,161		Metrology Building
6. Acknowledge acceptance of <i>Plan for label design development</i> (PTD-F7) through e-mail or discussion in person at PTD.	6.1 Prepare the <i>Plan for label design development</i> (PTD-F7) and afterwards forward a copy to the client through e-mail or in person.	None	2 Days	<i>Sr. SRS or SRS II or SRS I or SR Analyst</i> Reception Room, PTD Building
7. Acknowledge acceptance of initial drafted design and provide feedback through e-mail or in person at PTD.	7.1 Prepare initial draft of label design and afterwards forward a copy to the client through e-mail or in person at PTD for feedback.	None	14 Days	<i>Sr. SRS or SRS II or SRS I or SR Analyst</i> Reception Room, PTD Building
8. Acknowledge acceptance of revised label design (Revision 1) and provide feedback (optional) through e-mail or in person at PTD.	8.1 Revise the label as per comments of the client on initial draft and afterwards forward a copy to the client through e-mail or in person at PTD for feedback.	None	11 Days	<i>Sr. SRS or SRS II or SRS I or SR Analyst</i> Reception Room, PTD Building
9. Acknowledge acceptance of revised label design (Revision 2) , <i>Approval Sheet for Packaging Design</i> (PTD-F11) and <i>Customer Satisfaction Survey Form</i> (QMS-PTD-F2), and provide final feedback	9.1 Revise the label as per comments of the client on Revision 1 and afterwards forward a copy to the client together with <i>Approval Sheet for Packaging Design</i> (PTD-F11) and <i>Customer Satisfaction Survey Form</i> (QMS-PTD-F2) through e-mail or in person at PTD	None	11 Days	<i>Sr. SRS or SRS II or SRS I or SR Analyst</i> Reception Room, PTD Building



(optional) through e-mail or in person at PTD.	through e-mail or in person at PTD for approval.			
10. Submit accomplished <i>Approval Sheet for Packaging Design</i> (PTD-F11) and <i>Customer Satisfaction Survey Form</i> (QMS-PTD-F2)	10.1 Prepare the final label design and afterwards forward a copy to the client through e-mail or in person at PTD.  10.2 Receive the accomplished <i>Approval Sheet for Packaging Design</i> (PTD-F11) and <i>Customer Satisfaction Survey Form</i> (QMS-PTD-F2).	None	7 Days	<i>Sr. SRS or SRS II or SRS I or SR Analyst</i> Reception Room, PTD Building
<b>TOTAL:</b>		<b>Regular Rate: Php 3,951 Discounted Rate: PhP 3,161</b>	<b>45 Days, 1 Hour, 41 Minutes</b>	

Label design with concept development is qualified for multi-stage processing



## 10. Label Design without Concept Development

Service provided to customer that covers all activities related to the improvement of existing label design. Client provided soft copy of existing label design produced using Adobe Illustrator.

<b>Office or Division:</b>	Packaging Technology Division	
<b>Classification:</b>	Highly technical	
<b>Type of Transaction:</b>	G2C- Government to Citizen, G2B- Government to Business, G2G- Government to Government	
<b>Who may avail:</b>	All	
	<b>CHECKLIST OF REQUIREMENTS</b>	<b>WHERE TO SECURE</b>
	1) PTD Consultation Form, PTD-F1 (1 original copy for assigned technical personnel)	ITDI/ Packaging Technology Division (PTD) Building/ Reception Room
	2) Packaging Design Brief, PTD-F4 (1 original copy for assigned technical personnel)	ITDI/ Packaging Technology Division (PTD) Building/ Reception Room
	3) Request for Technical Service form, ITDI-F2 (1 original copy for assigned technical personnel)	ITDI/ Packaging Technology Division (PTD) Building/ Reception Room
	4) Order of payment (1 original copy for Accounting Section)	ITDI/ Metrology Building/ Financial Management Division (FMD)/ Accounting Section
	5) Official receipt (1 original copy for client, 1 photocopy for assigned technical personnel)	ITDI/ Metrology Building/ Administrative Division (ADM)/ Cashier Section
	6) Plan for Label Design Development, PTD-F7 (1 original copy for assigned technical personnel, 1 emailed or original copy to client)	ITDI/ Packaging Technology Division (PTD) Building/ Reception Room
	7) Existing Label design (editable soft copy of illustrator file) and preferably with product sample	Client
	8) Approval Sheet, PTD-F11 (1 original or e-mailed copy of PTD-F11 or letter from client for assigned	ITDI/ Packaging Technology Division (PTD) Building/ Reception Room



personnel)				
9) Customer Satisfaction Survey Form, QMS-PTD-F2 (1 original or e-mailed copy for assigned technical personnel)		ITDI/ Packaging Technology Division (PTD) Building/ Reception Room		
CLIENT STEPS	AGENCY ACTION	FEES TO BE PAID	PROCESSING TIME	PERSON RESPONSIBLE
1. Inquiry (via telephone call, email, or walk-in).	1.1 Officer of the Day will accommodate the client on their inquiry.	None	2 Minutes	SRS I or SR Assistant Reception Room, PTD Building
	1.2 Officer of the Day will direct the client to appropriate technical personnel.	None	2 Minutes	SRS I or SR Assistant Reception Room, PTD Building
2. Fill-out and submit the <i>Consultation Form</i> (PTD-F1) and <i>Packaging Design Brief</i> (PTD-F4) to assigned technical personnel.	2.1 Provide the <i>Consultation Form</i> (PTD-F1) and <i>Packaging Design Brief</i> (PTD-F4) to client.	None	15 Minutes	Sup. SRS or Sr. SRS or SRS II or SRS I or SR Analyst Reception Room, PTD Building
3. Discuss the label design requirement of the product to the assigned technical personnel.	3.1 Discuss the label design requirement of the client.	None	30 Minutes	Sup. SRS or Sr. SRS or SRS II or SRS I or SR Analyst Reception Room, PTD Building
4. Fill-out and submit the <i>Request for Technical Service Form</i> (ITDI-F2).via Technical Services Information System (TSIS)	4.1 Discuss the filling out of ITDI-F2 to the client	None	10 minutes	Sup. SRS or Sr. SRS or SRS II or SRS I or SR Analyst Reception Room, PTD Building



	4.2 Review/check client entries in the ITDI-F2	None	16 minutes	<i>Sup. SRS or Sr. SRS or SRS II or SRS I or SR Analyst</i> Reception Room, PTD Building
	4.3 Fill-out the ITDI Section in the ITDI-F2 and validate	None	15 minutes	<i>Sup. SRS or Sr. SRS or SRS II or SRS I or SR Analyst</i> Reception Room, PTD Building
	4.4 Give copies of ITDI-F2 to the client for signature.	None	1 minute	<i>Sup. SRS or Sr. SRS or SRS II or SRS I or SR Analyst</i> Reception Room, PTD Building
	4.5 Assigned technical personnel will sign ITDI-F2.	None	1 minute	<i>Sup. SRS or Sr. SRS or SRS II or SRS I or SR Analyst</i> Reception Room, PTD Building
	4.6 Division Chief/ OIC/ Section Head will sign ITDI-F2.	None	1 minute	<i>Chief SRS or Sup. SRS</i> Reception Room, PTD Building
5. Proceed to the Metrology Building and pay for the fees.	5.1 Processing of order of payment at Accounting Section.	None	3 minutes	<i>Administrative Assistant V, Accounting Section, FMD, Metrology Building</i>



	5.2 Issue official receipt (OR).	Regular Rate: Php 2,341. Discounted Rate: Php 1,873	5 minutes	Administrative Officer V Cashier Section, ADM, Metrology Building
6. Acknowledge acceptance of <i>Plan for label design development</i> (PTD-F7) through e-mail or discussion in person at PTD.	6.1 Prepare the <i>Plan for label design development</i> (PTD-F7) and afterwards forward a copy to the client through e-mail or in person.	None	2 Days	Sr. SRS or SRS II or SRS I or SR Analyst Reception Room, PTD Building
7. Acknowledge acceptance of initial drafted design and provide feedback through e-mail or in person at PTD.	7.1 Prepare initial draft of label design and afterwards forward a copy to the client through e-mail or in person at PTD for feedback.	None	14 Days	Sr. SRS or SRS II or SRS I or SR Analyst Reception Room, PTD Building
8. Acknowledge acceptance of revised label design (Revision 1) and provide feedback (optional) through e-mail or in person at PTD.	8.1 Revise the label as per comments of the client on initial draft and afterwards forward a copy to the client through e-mail or in person at PTD for feedback.	None	11 Days	Sr. SRS or SRS II or SRS I or SR Analyst Reception Room, PTD Building
9. Acknowledge acceptance of revised label design (Revision 2), <i>Approval Sheet for Packaging Design</i> (PTD-F11) and <i>Customer Satisfaction Survey Form</i> (QMS-	9.1 Revise the label as per comments of the client on Revision 1 and afterwards forward a copy to the client together with <i>Approval Sheet for Packaging Design</i> (PTD-F11) and <i>Customer Satisfaction Survey Form</i>	None	11 Days	Sr. SRS or SRS II or SRS I or SR Analyst Reception Room, PTD Building





PTD-F2), and provide final feedback (optional) through e-mail or in person at PTD.	(QMS-PTD-F2) through e-mail or in person at PTD through e-mail or in person at PTD for approval.			
10. Submit accomplished <i>Approval Sheet for Packaging Design</i> (PTD-F11) and <i>Customer Satisfaction Survey Form</i> (QMS-PTD-F2)	10.1 Prepare the final label design and afterwards forward a copy to the client through e-mail or in person at PTD.  10.2 Receive the accomplished <i>Approval Sheet for Packaging Design</i> (PTD-F11) and <i>Customer Satisfaction Survey Form</i> (QMS-PTD-F2).	None	7 Days	<i>Sr. SRS or SRS II or SRS I or SR Analyst</i> Reception Room, PTD Building
<b>TOTAL:</b>		<b>Regular Rate: Php 2,341 Discounted Rate: Php 1,873</b>	<b>45 Days, 1 Hour, 41 Minutes</b>	

Label design with concept development is qualified for multi-stage processing



## 11. Leak Testing

Leak testing of packaged products with a maximum dimension of 600 mm x 500 mm x 400 mm (LxWxH). The test is conducted using American Society for Testing and Materials (ASTM) testing procedure.

<b>Office or Division:</b>	Packaging Technology Division	
<b>Classification:</b>	Complex	
<b>Type of Transaction:</b>	G2C- Government to Citizen, G2B- Government to Business, G2G- Government to Government	
<b>Who may avail:</b>	All	
	<b>CHECKLIST OF REQUIREMENTS</b>	<b>WHERE TO SECURE</b>
	1) PTD Consultation Form, PTD-F1 (1 original copy for assigned technical personnel)	ITDI/ Packaging Technology Division (PTD) Building/ Reception Room
	2) PTD Quotation Form, PTD-F2 (1 original copy for client, 1 photocopy for assigned technical personnel)	ITDI/ Packaging Technology Division (PTD) Building/ Reception Room
	3) Request for Technical Service form, ITDI-F2 (1 original copy for assigned technical personnel)	ITDI/ Packaging Technology Division (PTD) Building/ Reception Room
	4) Order of payment (1 original copy for Accounting Section)	ITDI/ Metrology Building/ Financial Management Division (FMD)/ Accounting Section
	5) Official receipt (1 original copy for client, 1	ITDI/ Metrology Building/ Administrative Division (ADM)/ Cashier



photocopy for assigned technical personnel)		Section		
6) Sample to be tested		Client		
7) Technical service report, PTD-F3 (1 original copy for client, 1 photocopy for assigned technical personnel)		ITDI/ Packaging Technology Division (PTD) Building/ Reception Room		
8) Customer Satisfaction Survey Form, QMS-PTD-F2 (1 original copy for assigned technical personnel)		ITDI/ Packaging Technology Division (PTD) Building/ Reception Room		
CLIENT STEPS	AGENCY ACTION	FEES TO BE PAID	PROCESSING TIME	PERSON RESPONSIBLE
1. Inquiry (via telephone call, email, or walk-in).	1.1 Officer of the Day will accommodate the client on their inquiry.	None	2 Minutes	SRS I or SR Assistant, Reception Room, PTD Building
	1.2 Officer of the Day will direct the client to appropriate technical personnel.	None	2 Minutes	SRS I or SR Assistant, Reception Room, PTD Building
2. Fill-out and submit the <i>Consultation Form</i> (PTD-F1) to assigned	2.1 Provide the <i>Consultation Form</i> (PTD-F1) to client.	None	5 Minutes	Sr. SRS or SRS II Reception Room, PTD Building



technical personnel.				
3. Discuss the testing requirement of the product to the assigned technical personnel.	3.1 Discuss the testing requirement of the client	None	30 Minutes	<i>Sr. SRS or SRS II</i> Reception Room, PTD Building
	3.2 Prepare <i>Quotation Form</i> (PTD-F2) for the client.	None	30 Minutes	<i>Sr. SRS or SRS II</i> Reception Room, PTD Building
	3.3 Division Chief/ Supervisor to approve and sign PTD-F2.	None	1 Hour	<i>Chief SRS or Sup. SRS</i> Reception Room, PTD Building
	3.4 Photocopy the approved/ signed PTD-F2 for the division/ section.	None	5 Minutes	<i>Sr. SRS or SRS II</i> Reception Room, PTD Building
4. Acknowledge receipt of <i>Quotation Form</i> (PTD-F2) and inform assigned personnel the schedule of visit to PTD to pay for the fees and sample	4.1 E-mail/ mail PTD-F2 to client.	None	5 Minutes	<i>Sr. SRS or SRS II</i> Reception Room, PTD Building



submission.				
5. Fill-out and submit the <i>Request for Technical Service Form</i> (ITDI-F2).via Technical Services Information System (TSIS)	5.1 Discuss the filling out of ITDI-F2 to the client	None	10 minutes	<i>Sup. SRS or Sr. SRS or SRS II or SRS I or SR Analyst</i> Reception Room, PTD Building
	5.2 Review/check client entries in the ITDI-F2	None	16 minutes	<i>Sup. SRS or Sr. SRS or SRS II or SRS I or SR Analyst</i> Reception Room, PTD Building
	5.3 Fill-out the ITDI Section in the ITDI-F2 and validate	None	15 minutes	<i>Sup. SRS or Sr. SRS or SRS II or SRS I or SR Analyst</i> Reception Room, PTD Building
	5.4 Give copies of ITDI-F2 to the client for signature.	None	1 minute	<i>Sup. SRS or Sr. SRS or SRS II or SRS I or SR Analyst</i> Reception Room, PTD Building
	5.5 Assigned technical personnel will sign ITDI-F2.	None	1 minute	<i>Sup. SRS or Sr. SRS or SRS II or SRS I or SR Analyst</i> Reception Room, PTD Building



	5.6 Division Chief/ OIC/ Section Head will sign ITDI-F2.	None	1 minute	Chief SRS or Sup. SRS Reception Room, PTD Building
6. Proceed to the Metrology Building and pay for the fees.	6.1 Processing of order of payment at Accounting Section.	None	3 minutes	Administrative Assistant V, Accounting Section, FMD, Metrology Building
	6.2 Issue official receipt (OR).	Regular Rate: Php 975 Discounted Rate: Php 780	5 minutes	Administrative Officer V Cashier Section, ADM, Metrology Building
7. Submit product samples to assigned technical personnel and sign in the <i>Customer-supplied property logbook</i> .	7.1 Receive the samples and have the client sign in the <i>Customer-supplied property logbook</i> .	None	10 Minutes	Sr. SRS or SRS II Reception Room, PTD Building
	7.2 Conduct the testing service.	None	3 Days	Sr. SRS or SRS II Testing Lab., PTD Building
	7.3 Prepare the <i>Technical Service Report</i> (PTD-F3).	None	1 Day	Sr. SRS or SRS II Staff Room, PTD Building Chief SRS or Sup. SRS Staff Room,



	7.4 Supervisor/ Division Chief to approve and sign the PTD-F3.	None	1 Hour	PTD Building  Sr. SRS or SRS II Staff Room, PTD Building
	7.5 Photocopy the approved/ signed PTD-F3 for the Division / Section.	None	5 Minutes	<i>Sup. SRS or SRS II or SRS I or SR Analyst</i> Staff Room, PTD Building
8. Receive the <i>Technical Service Report</i> (PTD-F3) from the assigned technical personnel via email or pick-up at the Packaging Technology Division.	8.1 Issue the approved/ signed PTD-F3 to client.	None	5 Minutes	Sr. SRS or SRS II Reception Room, PTD Building
	8.2 Make the client sign in the <i>Outgoing Documents</i> .	None	2 Minutes	Sr. SRS or SRS II Reception Room, PTD Building



9. Fill-out the <i>Customer Satisfaction Survey Form</i> (QMS-PTD-F2).	9.1 Provide the Customer Satisfaction Survey Form (QMS-PTD-F2) to the client.	None	10 Minutes	Sr. SRS or SRS II Reception Room, PTD Building
	9.2 Receive the duly accomplished QMS-PTD-F2.	None	1 Minute	Sr. SRS or SRS II Reception Room, PTD Building
<b>TOTAL:</b>		<b>Regular Rate: Php 975 Discounted Rate: Php 780</b>	<b>4 Days, 4 Hours, 45 Minutes</b>	

Leak testing is qualified for multi-stage processing





## 12. Migration Testing for Plastic Materials

Product-package compatibility test.

<b>Office or Division:</b>	Packaging Technology Division			
<b>Classification:</b>	Highly technical			
<b>Type of Transaction:</b>	G2C- Government to Citizen, G2B- Government to Business, G2G- Government to Government			
<b>Who may avail:</b>	All			
<b>CHECKLIST OF REQUIREMENTS</b>		<b>WHERE TO SECURE</b>		
1) PTD Consultation Form, PTD-F1 (1 original copy for assigned technical personnel)		ITDI/ Packaging Technology Division (PTD) Building/ Reception Room		
2) Request for Technical Service form, ITDI-F2 (1 original copy for assigned technical personnel)		ITDI/ Packaging Technology Division (PTD) Building/ Reception Room		
3) Order of payment (1 original copy for Accounting Section)		ITDI/ Metrology Building/ Financial Management Division (FMD)/ Accounting Section		
4) Official receipt (1 original copy for client, 1 photocopy for assigned technical personnel)		ITDI/ Metrology Building/ Administrative Division (ADM)/ Cashier Section		
5) Sample (15 pcs. unused preformed samples))		Client		
6) Technical service report, PTD-F3 (1 original copy for client, 1 photocopy for assigned technical personnel)		ITDI/ Packaging Technology Division (PTD) Building/ Reception Room		
7) Customer Satisfaction Survey Form, QMS-PTD-F2 (1 original copy for assigned technical personnel)		ITDI/ Packaging Technology Division (PTD) Building/ Reception Room		
<b>CLIENT STEPS</b>	<b>AGENCY ACTION</b>	<b>FEES TO BE PAID</b>	<b>PROCESSING TIME</b>	<b>PERSON RESPONSIBLE</b>
1. Inquiry (via telephone call, email, or walk-in).	1.1 Officer of the Day will accommodate the client	None	2 Minutes	SRS / or SR Assistant Reception



	<p>on their inquiry.</p> <p>1.2 Officer of the Day will direct the client to appropriate technical personnel.</p>	None	2 Minutes	<p>Room, PTD Building</p> <p><i>SRS I or SR Assistant Reception Room, PTD Building</i></p>
2. Fill-out and submit the <i>Consultation Form</i> (PTD-F1) to assigned technical personnel.	2.1 Provide the <i>Consultation Form</i> (PTD-F1) to client	None	5 Minutes	<i>Sup. SRS or SRS II or SRS I or SR Analyst Reception Room, PTD Building</i>
3. Discuss the testing requirement to the assigned technical personnel.	3.1 Discuss the testing requirement of the client and inform client on when to submit samples for testing.	None	30 Minutes	<i>Sup. SRS or SRS II or SRS I or SR Analyst Reception Room, PTD Building</i>
4. Fill-out and submit the <i>Request for Technical Service Form</i> (ITDI-F2).via Technical Services Information System (TSIS)	4.1 Discuss the filling out of ITDI-F2 to the client	None	10 minutes	<i>Sup. SRS or Sr. SRS or SRS II or SRS I or SR Analyst Reception Room, PTD Building</i>
	4.2 Review/check client entries in the ITDI-F2	None	16 minutes	<i>Sup. SRS or Sr. SRS or SRS II or SRS I or SR Analyst Reception Room, PTD Building</i>
	4.3 Fill-out the ITDI Section in the ITDI-F2 and validate	None	15 minutes	<i>Sup. SRS or Sr. SRS or SRS II or SRS I or SR</i>



	4.4 Give copies of ITDI-F2 to the client for signature.	None	1 minute	<i>Analyst</i> Reception Room, PTD Building  <i>Sup. SRS or Sr. SRS or SRS II or SRS I or SR Analyst</i> Reception Room, PTD Building
	4.5 Assigned technical personnel will sign ITDI-F2.	None	1 minute	<i>Sup. SRS or Sr. SRS or SRS II or SRS I or SR Analyst</i> Reception Room, PTD Building
	4.6 Division Chief/ OIC/ Section Head will sign ITDI-F2.	None	1 minute	<i>Chief SRS or Sup. SRS</i> Reception Room, PTD Building
5. Proceed to the Metrology Building and pay for the fees.	5.1 Processing of order of payment at Accounting Section.	None	3 minutes	<i>Administrative Assistant V, Accounting Section, FMD, Metrology Building</i>
	5.2 Issue official receipt (OR).	Regular Rate: Php 6,170 Discounted Rate: Php 4,936	5 minutes	<i>Administrative Officer V Cashier Section, ADM, Metrology Building</i>
6 Submit product samples to assigned technical personnel and sign in the	6.1 Receive the samples and have the client sign in the <i>Customer-supplied property logbook.</i>	None	10 Minutes	<i>Sup. SRS or SRS II or SRS I or SR Analyst</i> Reception Room, PTD



<i>Customer-supplied property logbook.</i>	6.2 Conduct the testing service.	None	16 Days	Building  <i>Sup. SRS or SRS II or SRS I or SR Analyst</i> Testing Lab., PTD Building
	6.3 Prepare the <i>Technical Service Report</i> (PTD-F3).	None	1 Day	<i>Sup. SRS or SRS II or SRS I or SR Analyst</i> Staff Room, PTD Building
	6.4 Supervisor/ Division Chief will approve and sign the PTD-F3.	None	30 Minutes	<i>Chief SRS or Sup. SRS</i> Staff Room, PTD Building
	6.5 Photocopy the approved/ signed PTD-F3 for the Division/ Section.	None	5 Minutes	<i>Sup. SRS or SRS II or SRS I or SR Analyst</i> Staff Room, PTD Building
7 Receive the <i>Technical Service Report</i> (PTD-F3) from the assigned technical personnel via email or pick-up at the Packaging Technology Division.	7.1 Issue the approved/ signed PTD-F3 to client.	None	5 Minutes	<i>Sup. SRS or SRS II or SRS I or SR Analyst</i> Reception Room, PTD Building
	7.2 Make the client sign in the <i>Outgoing Documents</i> .	None	2 Minutes	<i>Sup. SRS or SRS II or SRS I or SR Analyst</i>



				Reception Room, PTD Building	
8	Fill-out the <i>Customer Satisfaction Survey Form</i> (QMS-PTD-F2).	8.1 Provide the Customer Satisfaction Survey Form (QMS-PTD-F2) to the client.	None	10 Minutes	Sup. SRS or SRS II or SRS I or SR Analyst Reception Room, PTD Building
		8.2 Receive the duly accomplished QMS-PTD-F2.	None	1 Minute	Sup. SRS or SRS II or SRS I or SR Analyst Reception Room, PTD Building
<b>TOTAL:</b>			<b>Regular Rate: Php 6,170 Discounted Rate: Php 4,936</b>	<b>17 Days, 2 Hours, 35 Minutes</b>	

Migration testing is qualified for multi-stage processing



### 13. Nutrition Labeling (Evaluation Only)

Service provided to customers which covers all activities related to nutrition label evaluation based on US FDA rules for nutrition facts label.

<b>Office or Division:</b>	Packaging Technology Division	
<b>Classification:</b>	Simple	
<b>Type of Transaction:</b>	G2C- Government to Citizen, G2B- Government to Business, G2G- Government to Government	
<b>Who may avail:</b>	All	
	<b>CHECKLIST OF REQUIREMENTS</b>	<b>WHERE TO SECURE</b>
	1) PTD Consultation Form, PTD-F1 (1 original copy for assigned technical personnel)	ITDI/ Packaging Technology Division (PTD) Building/ Reception Room
	2) Nutrition Analysis Information Sheet, PTD-F6 (1 original copy for assigned technical personnel)	ITDI/ Packaging Technology Division (PTD) Building/ Reception Room
	3) Request for Technical Service form, ITDI-F2 (1 original copy for assigned technical personnel)	ITDI/ Packaging Technology Division (PTD) Building/ Reception Room
	4) Order of payment (1 original copy for Accounting Section)	ITDI/ Metrology Building/ Financial Management Division (FMD)/ Accounting Section
	5) Official receipt (1 original copy for client, 1 photocopy for assigned technical personnel)	ITDI/ Metrology Building/ Administrative Division (ADM)/ Cashier Section
	6) Laboratory Report- Result of Analysis	Client
	7) Technical service report, PTD-F3 (1 original copy for client, 1 photocopy for assigned technical personnel)	ITDI/ Packaging Technology Division (PTD) Building/ Reception Room
	8) Customer Satisfaction Survey Form, QMS-PTD-F2 (1 original copy for assigned technical personnel)	ITDI/ Packaging Technology Division (PTD) Building/ Reception Room



CLIENT STEPS	AGENCY ACTION	FEES TO BE PAID	PROCESSING TIME	PERSON RESPONSIBLE
1. Inquiry (via telephone call, email, or walk-in).	1.1 Officer of the Day will accommodate the client on their inquiry.	None	2 Minutes	SRS I or SR Assistant Reception Room, PTD Building
	1.2 Officer of the Day will direct the client to appropriate technical personnel.	None	2 Minutes	SRS I or SR Assistant Reception Room, PTD Building
2. Fill-out and submit the <i>Consultation Form</i> (PTD-F1) to assigned technical personnel.	2.1 Provide the <i>Consultation Form</i> (PTD-F1) to client.	None	5 Minutes	SRS II Reception Room, PTD Building
3. Discuss the product/ packaging requirement to the assigned personnel.	3.1 Discuss the product/ packaging requirement of the client.	None	30 Minutes	SRS II Reception Room, PTD Building
4. Fill-out and submit the <i>Request for Technical Service Form</i> (ITDI-F2).via Technical Services Information System (TSIS)	4.1 Discuss the filling out of ITDI-F2 to the client	None	10 minutes	Sup. SRS or Sr. SRS or SRS II or SRS I or SR Analyst Reception Room, PTD Building
	4.2 Review/check client entries in the ITDI-F2	None	16 minutes	Sup. SRS or Sr. SRS or SRS II or SRS I or SR Analyst Reception Room, PTD Building
	4.3 Fill-out the ITDI Section in the ITDI-F2 and validate	None	15 minutes	Sup. SRS or Sr. SRS or



	4.4 Give copies of ITDI-F2 to the client for signature.	None	1 minute	<i>SRS II or SRS I or SR Analyst</i> Reception Room, PTD Building
	4.5 Assigned technical personnel will sign ITDI-F2.	None	1 minute	<i>Sup. SRS or Sr. SRS or SRS II or SRS I or SR Analyst</i> Reception Room, PTD Building
	4.6 Division Chief/ OIC/ Section Head will sign ITDI-F2.	None	1 minute	<i>Chief SRS or Sup. SRS</i> Reception Room, PTD Building
5. Proceed to the Metrology Building and pay for the fees.	5.1 Processing of order of payment at Accounting Section.	None	3 minutes	<i>Administrative Assistant V, Accounting Section, FMD, Metrology Building</i>
	5.2 Issue official receipt (OR).	Regular Rate: Php 2,338 Discounted Rate: Php 1,870	5 minutes	<i>Administrative Officer V Cashier Section, ADM, Metrology Building</i>
6. Submit Laboratory Report- Result of Analysis to assigned technical personnel.	6.1 Receive and check if the submitted laboratory test results are complete. In case of non- compliance,	None	2 Hours	<i>SRS II</i> Reception Room, PTD Building





	<p>instruct client to submit the missing documents by email.</p> <p>6.2. Draft nutrition facts label based on PTD-F6 and Laboratory Report- Result of Analysis.</p> <p>6.3. Supervisor and Division Chief to approve the drafted Nutrition Facts label.</p> <p>6.4. Prepare the <i>Technical Service Report</i> (PTD-F3).</p> <p>6.5. Supervisor and Division Chief to approve/ sign PTD-F3.</p>	<p>None</p> <p>None</p> <p>None</p> <p>None</p>	<p>2 Hours</p> <p>1 Day</p> <p>2 Hours</p> <p>1 Day</p>	<p>SRS II Staff Room, PTD Building</p> <p>Chief SRS or Sup. SRS Staff Room, PTD Building</p> <p>SRS II Staff Room, PTD Building</p> <p>Chief SRS or Sup. SRS Staff Room, PTD Building</p>
5. Receive the <i>Technical Service Report</i> (PTD-F3) from the assigned technical personnel via email or pick-up at the Packaging Technology Division	<p>7.1 Issue the approved/ signed PTD-F3 to client.</p> <p>7.2 Record the release of PTD-F3 in the <i>Outgoing Documents logbook</i>.</p>	<p>None</p> <p>None</p>	<p>5 Minutes</p> <p>2 Minutes</p>	<p>SRS II Reception Room, PTD Building</p> <p>SRS II Reception Room, PTD Building</p>
6. Fill-out the <i>Customer Satisfaction Survey Form</i> (QMS-PTD-F2)	6.1 Provide the Customer Satisfaction Survey Form (QMS-PTD-F2) to the client.	None	10 Minutes	SRS II Reception Room, PTD Building



	6.2 Receive the duly accomplished QMS-PTD-F2	None	1 Minute	SRS II Reception Room, PTD Building
<b>TOTAL:</b>		<b>Regular Rate: Php 2,338 Discounted Rate: Php 1,870</b>	<b>2 Days, 7 hours, 50 minutes</b>	



#### 14. Oxygen Transmission Rate Testing

Measurement of the amount of oxygen gas that passes through a substance over a given period.

<b>Office or Division:</b>	Packaging Technology Division			
<b>Classification:</b>	Highly technical			
<b>Type of Transaction:</b>	G2C- Government to Citizen, G2B- Government to Business, G2G- Government to Government			
<b>Who may avail:</b>	All			
<b>CHECKLIST OF REQUIREMENTS</b>		<b>WHERE TO SECURE</b>		
1) PTD Consultation Form, PTD-F1 (1 original copy for assigned technical personnel)		ITDI/ Packaging Technology Division (PTD) Building/ Reception Room		
2) Request for Technical Service form, ITDI-F2 (1 original copy for assigned technical personnel)		ITDI/ Packaging Technology Division (PTD) Building/ Reception Room		
3) Order of payment (1 original copy for Accounting Section)		ITDI/ Metrology Building/ Financial Management Division (FMD)/ Accounting Section		
4) Official receipt (1 original copy for client, 1 photocopy for assigned technical personnel)		ITDI/ Metrology Building/ Administrative Division (ADM)/ Cashier Section		
5) Sample (3 pcs. A4 sized samples)		Client		
6) Technical service report, PTD-F3 (1 original copy for client, 1 photocopy for assigned technical personnel)		ITDI/ Packaging Technology Division (PTD) Building/ Reception Room		
7) Customer Satisfaction Survey Form, QMS-PTD-F2 (1 original copy for assigned technical personnel)		ITDI/ Packaging Technology Division (PTD) Building/ Reception Room		
<b>CLIENT STEPS</b>	<b>AGENCY ACTION</b>	<b>FEES TO BE PAID</b>	<b>PROCESSING TIME</b>	<b>PERSON RESPONSIBLE</b>
1. Inquiry (via telephone call, email, or walk-in).	1.1 Officer of the Day will accommodate the client on their inquiry	None	2 Minutes	<i>SRS / or SR Assistant</i> Reception Room, PTD Building



	1.2 Officer of the Day will direct the client to appropriate technical personnel	None	2 Minutes	<i>SRS I or SR Assistant Reception Room, PTD Building</i>
2. Fill-out and submit the <i>Consultation Form</i> (PTD-F1) to assigned technical personnel.	2.1 Provide the <i>Consultation Form</i> (PTD-F1) to client.	None	5 Minutes	<i>Sup. SRS or SRS II or SRS I or SR Analyst Reception Room, PTD Building</i>
3. Discuss the testing requirement to the assigned technical personnel.	3.1. Discuss the testing requirement of the client and inform client on when to submit samples for testing.	None	30 Minutes	<i>Sup. SRS or SRS II or SRS I or SR Analyst Reception Room, PTD Building</i>
4. Fill-out and submit the <i>Request for Technical Service Form</i> (ITDI-F2).via Technical Services Information System (TSIS)	4.1 Discuss the filling out of ITDI-F2 to the client	None	10 minutes	<i>Sup. SRS or Sr. SRS or SRS II or SRS I or SR Analyst Reception Room, PTD Building</i>
	4.2 Review/check client entries in the ITDI-F2	None	16 minutes	<i>Sup. SRS or Sr. SRS or SRS II or SRS I or SR Analyst Reception Room, PTD Building</i>
	4.3 Fill-out the ITDI Section in the ITDI-F2 and validate	None	15 minutes	<i>Sup. SRS or Sr. SRS or SRS II or SRS I or SR Analyst Reception Room, PTD</i>



	4.4 Give copies of ITDI-F2 to the client for signature.	None	1 minute	Building <i>Sup. SRS or Sr. SRS or SRS II or SRS I or SR Analyst</i> Reception Room, PTD Building
	4.5 Assigned technical personnel will sign ITDI-F2.	None	1 minute	<i>Sup. SRS or Sr. SRS or SRS II or SRS I or SR Analyst</i> Reception Room, PTD Building
	4.6 Division Chief/ OIC/ Section Head will sign ITDI-F2.	None	1 minute	<i>Chief SRS or Sup. SRS</i> Reception Room, PTD Building
5. Proceed to the Metrology Building and pay for the fees.	5.1 Processing of order of payment at Accounting Section.	None	3 minutes	<i>Administrative Assistant V, Accounting Section, FMD, Metrology Building</i>
	5.2 Issue official receipt (OR).	Regular Rate: Php 9,451 Discounted Rate: Php 7,561	5 minutes	<i>Administrative Officer V Cashier Section, ADM, Metrology Building</i>
6. Submit product samples to assigned technical personnel and sign in the <i>Customer-supplied property logbook</i> .	6.1 Receive the samples and have the client sign in the <i>Customer-supplied property logbook</i> .	None	10 Minutes	<i>Sup. SRS or SRS II or SRS I or SR Analyst</i> Reception Room, PTD Building
	6.2 Conduct the testing			<i>Sup. SRS or</i>



	service.	None	14 Days	<i>SRS II or SRS I or SR Analyst Testing Lab., PTD Building</i>
	6.3 Prepare the <i>Technical Service Report (PTD-F3)</i> .	None	1 Day	<i>Sup. SRS or SRS II or SRS I or SR Analyst Staff Room, PTD Building</i>
	6.4 Supervisor/ Division Chief will approve and sign the PTD-F3.	None	30 Minutes	<i>Chief SRS or Sup. SRS Staff Room, PTD Building</i>
	6.5 Photocopy the approved/ signed PTD-F3 for the Division/ Section.	None	5 Minutes	<i>Sup. SRS or SRS II or SRS I or SR Analyst Staff Room, PTD Building</i>
7. Receive the <i>Technical Service Report (PTD-F3)</i> from the assigned technical personnel via email or pick-up at the Packaging Technology Division.	7.1 Issue the approved/ signed PTD-F3 to client.	None	5 Minutes	<i>Sup. SRS or SRS II or SRS I or SR Analyst Reception Room, PTD Building</i>
	7.2 Make the client sign in the <i>Outgoing Documents</i> .	None	2 Minutes	<i>Sup. SRS or SRS II or SRS I or SR Analyst Reception Room, PTD Building</i>



8. Fill-out the <i>Customer Satisfaction Survey Form</i> (QMS-PTD-F2).	8.1 Provide the Customer Satisfaction Survey Form (QMS-PTD-F2) to the client.	None	10 Minutes	Sup. SRS or SRS II or SRS I or SR Analyst Reception Room, PTD Building Sup. SRS or SRS II or SRS I or SR Analyst Reception Room, PTD Building
	8.2 Receive the duly accomplished QMS-PTD-F2.	None	1 Minute	
<b>TOTAL:</b>		<b>Regular Rate: Php 9,451 Discounted Rate: Php 7,561</b>	<b>15 Days, 2 Hours, 35 Minutes</b>	

Oxygen transmission rate testing is qualified for multi-stage processing



## 15. Package Development for Food Products

Service provided and conducted in accordance with the specifications and behaviour of the product samples submitted by the customer, approved testing procedure/s and methodology. This involves the selection of the appropriate packaging material for the food product and the conduct of shelf-life study. Factors to consider in the selection of packaging material appropriate for the food product are safety, toxicity, product-package compatibility, sustainability, and recyclability concerns.

<b>Office or Division:</b>	Packaging Technology Division	
<b>Classification:</b>	Highly technical	
<b>Type of Transaction:</b>	G2C- Government to Citizen, G2B- Government to Business, G2G- Government to Government	
<b>Who may avail:</b>	All	
	<b>CHECKLIST OF REQUIREMENTS</b>	<b>WHERE TO SECURE</b>
	1) PTD Consultation Form, PTD-F1 (1 original copy for assigned technical personnel)	ITDI/ Packaging Technology Division (PTD) Building/ Reception Room
	2) PTD Quotation Form, PTD-F2 (1 original copy for client, 1 photocopy for assigned technical personnel)	ITDI/ Packaging Technology Division (PTD) Building/ Reception Room
	3) Request for Technical Service form, ITDI-F2 (1 original copy for assigned technical personnel)	ITDI/ Packaging Technology Division (PTD) Building/ Reception Room
	4) Order of payment (1 original copy for Accounting Section)	ITDI/ Metrology Building/ Financial Management Division (FMD)/ Accounting Section
	5) Official receipt (1 original copy for client, 1 photocopy for assigned technical personnel)	ITDI/ Metrology Building/ Administrative Division (ADM)/ Cashier Section
	6) Sample (number of samples will depend on volume/ weight of sample submitted and tests to be conducted)	Client
	7) Technical service report, PTD-F3 (1 original copy for client, 1 photocopy for assigned technical personnel)	ITDI/ Packaging Technology Division (PTD) Building/ Reception Room





8) Customer Satisfaction Survey Form, QMS-PTD-F2 (1 original copy for assigned technical personnel)		ITDI/ Packaging Technology Division (PTD) Building/ Reception Room		
CLIENT STEPS	AGENCY ACTION	FEES TO BE PAID	PROCESSING TIME	PERSON RESPONSIBLE
1. Inquiry (via telephone call, email, or walk-in).	1.1 Officer of the Day will accommodate the client on their inquiry.	None	2 Minutes	SRS I or SR Assistant Reception Room, PTD Building
	1.2 Officer of the Day will direct the client to appropriate technical personnel.	None	2 Minutes	SRS I or SR Assistant Reception Room, PTD Building
2. Fill-out and submit the <i>Consultation Form</i> (PTD-F1) to assigned technical personnel.	2.1 Provide the <i>Consultation Form</i> (PTD-F1) to client.	None	5 Minutes	Sup. SRS or Sr. SRS or SRS II or SRS I or SR Analyst Reception Room, PTD Building
3. Discuss the product/ packaging requirement to the assigned technical personnel.	3.1. Discuss the product/ packaging requirement of the client.	None	30 Minutes	Sup. SRS or Sr. SRS or SRS II or SRS I or SR Analyst Reception Room, PTD Building
	3.2. Prepare the experimental design and determine the number of product samples required to be submitted.	None	2 Days	Sup. SRS or Sr. SRS or SRS II or SRS I or SR Analyst Reception Room, PTD Building
	3.3. Prepare the <i>Quotation Form</i> (PTD-F2) for the client.	None	1 Hour	Sup. SRS or Sr. SRS or SRS II or SRS I or SR



	<p>3.4. Division Chief/ Supervisor to approve and sign PTD-F2.</p> <p>3.5. Photocopy the approved/ signed PTD-F2 for the division/ section.</p>	<p>None</p> <p>None</p>	<p>1 Hour</p> <p>5 Minutes</p>	<p><i>Analyst</i> Reception Room, PTD Building</p> <p><i>Chief SRS or Sup. SRS</i> Reception Room, PTD Building</p> <p><i>Sup. SRS or Sr. SRS or SRS II or SRS I or SR Analyst</i> Reception Room, PTD Building</p>
4. Acknowledge receipt of <i>Quotation Form</i> (PTD-F2) and inform assigned personnel the schedule of visit to PTD to pay for the fees and sample submission.	4.1 E-mail/ mail PTD-F2 to client.	None	5 Minutes	<i>Sup. SRS or Sr. SRS or SRS II or SRS I or SR Analyst</i> Reception Room, PTD Building
5. Fill-out and submit the <i>Request for Technical Service Form</i> (ITDI-F2).via Technical Services Information System (TSIS)	5.1 Discuss the filling out of ITDI-F2 to the client	None	10 minutes	<i>Sup. SRS or Sr. SRS or SRS II or SRS I or SR Analyst</i> Reception Room, PTD Building
	5.2 Review/check client entries in the ITDI-F2	None	16 minutes	<i>Sup. SRS or Sr. SRS or SRS II or SRS I or SR Analyst</i> Reception Room, PTD



	5.3 Fill-out the ITDI Section in the ITDI-F2 and validate	None	15 minutes	Building <i>Sup. SRS or Sr. SRS or SRS II or SRS I or SR Analyst</i> Reception Room, PTD Building
	5.4 Give copies of ITDI-F2 to the client for signature.	None	1 minute	<i>Sup. SRS or Sr. SRS or SRS II or SRS I or SR Analyst</i> Reception Room, PTD Building
	5.5 Assigned technical personnel will sign ITDI-F2.	None	1 minute	<i>Sup. SRS or Sr. SRS or SRS II or SRS I or SR Analyst</i> Reception Room, PTD Building
	5.6 Division Chief/ OIC/ Section Head will sign ITDI-F2.	None	1 minute	<i>Chief SRS or Sup. SRS</i> Reception Room, PTD Building
6. Proceed to the Metrology Building and pay for the fees.	6.1 Processing of order of payment at Accounting Section.	None	3 minutes	<i>Administrative Assistant V, Accounting Section, FMD, Metrology Building</i>
	6.2 Issue official receipt (OR).	Regular Rate: Php 18,421 Discounted Rate: Php 14,737 + additional	5 minutes	<i>Administrative Officer V Cashier Section, ADM, Metrology Building</i>



		service fee for outsourced microbiological and chemical analyses (price will depend on type of sample and fee of outsourced laboratory)		
7. Submit product samples to assigned technical personnel and sign in the <i>Customer-supplied property logbook</i> .	7.1 Receive the samples and have the client sign in the <i>Customer-supplied property logbook</i> .	None	10 Minutes	<i>Sup. SRS or Sr. SRS or SRS II or SRS I or SR Analyst</i> Reception Room, PTD Building
	7.2 Conduct the packaging development service.	None	Product-dependent	<i>Sup. SRS or Sr. SRS or SRS II or SRS I or SR Analyst</i> PTD R&D Lab.
	7.3 Prepare <i>Technical Service Report</i> (PTD-F3).	None	5 Days	<i>Sup. SRS or Sr. SRS or SRS II or SRS I or SR Analyst</i> PTD R&D Lab.
	7.4 Supervisor/ Division Chief to approve and sign the PTD-F3.	None	2 Days	<i>Chief SRS or Sup. SRS</i> Staff Room, PTD Building
	7.5 Photocopy the approved/ signed PTD-F3 for the Division/ Section.	None	5 Minutes	<i>Sup. SRS or Sr. SRS or SRS II or SRS I or SR Analyst</i>



				PTD Building
8. Receive the <i>Technical Service Report</i> (PTD-F3) from the assigned technical personnel via email or pick-up at the Packaging Technology Division.	8.1 Issue the approved/ signed PTD-F3 to client.	None	5 Minutes	<i>Sup. SRS or Sr. SRS or SRS II or SRS I or SR Analyst</i> Reception Room, PTD Building
	8.2 Make the client sign in the <i>Outgoing Documents</i> .	None	2 Minutes	<i>Sup. SRS or Sr. SRS or SRS II or SRS I or SR Analyst</i> Reception Room, PTD Building
9. Fill-out the <i>Customer Satisfaction Survey Form</i> (QMS-PTD-F2).	9.1 Provide the Customer Satisfaction Survey Form (QMS-PTD-F2) to the client.	None	10 Minutes	<i>Sup. SRS or Sr. SRS or SRS II or SRS I or SR Analyst</i> Reception Room, PTD Building
	9.2 Receive the duly accomplished QMS-PTD-F2.	None	1 Minute	<i>Sup. SRS or Sr. SRS or SRS II or SRS I or SR Analyst</i> Reception Room, PTD Building
<b>TOTAL:</b>		<b>Regular Rate: Php 18,421 Discounted Rate: Php 14,737 + additional service fee for outsourced microbiological</b>	<b>9 Days, 4 Hours, 10 Minutes + package development test duration</b>	



	<b>and chemical analyses (price will depend on type of sample and fee of outsourced laboratory</b>		
--	--	--	--

Package development for food products is qualified for multi-stage processing



## 16. Packaging Design for Transport Packaging with Cushion Design

Development of transport packaging system. Includes performance evaluation tests (drop and vibration tests).

<b>Office or Division:</b>	Packaging Technology Division			
<b>Classification:</b>	Highly technical			
<b>Type of Transaction:</b>	G2C- Government to Citizen, G2B- Government to Business, G2G- Government to Government			
<b>Who may avail:</b>	All			
<b>CHECKLIST OF REQUIREMENTS</b>		<b>WHERE TO SECURE</b>		
1) PTD Consultation Form, PTD-F1 (1 original copy for assigned technical personnel)		ITDI/ Packaging Technology Division (PTD) Building/ Reception Room		
2) PTD Quotation Form, PTD-F2 (1 original copy for client, 1 photocopy for assigned technical personnel)		ITDI/ Packaging Technology Division (PTD) Building/ Reception Room		
3) Request for Technical Service form, ITDI-F2 (1 original copy for assigned technical personnel)		ITDI/ Packaging Technology Division (PTD) Building/ Reception Room		
4) Order of payment (1 original copy for Accounting Section)		ITDI/ Metrology Building/ Financial Management Division (FMD)/ Accounting Section		
5) Official receipt (1 original copy for client, 1 photocopy for assigned technical personnel)		ITDI/ Metrology Building/ Administrative Division (ADM)/ Cashier Section		
6) Sample to be tested		Client		
7) Technical service report, PTD-F3 (1 original copy for client, 1 photocopy for assigned technical personnel)		ITDI/ Packaging Technology Division (PTD) Building/ Reception Room		
8) Customer Satisfaction Survey Form, QMS-PTD-F2 (1 original copy for assigned technical personnel)		ITDI/ Packaging Technology Division (PTD) Building/ Reception Room		
<b>CLIENT STEPS</b>	<b>AGENCY ACTION</b>	<b>FEES TO BE PAID</b>	<b>PROCESSING TIME</b>	<b>PERSON RESPONSIBLE</b>



1. Inquiry (via telephone call, email, or walk-in).	1.1 Officer of the Day will accommodate the client on their inquiry.	None	2 Minutes	SRS I or SR Assistant Reception Room, PTD Building
	1.2 Officer of the Day will direct the client to appropriate technical personnel.	None	2 Minutes	SRS I or SR Assistant Reception Room, PTD Building
2. Fill-out and submit the <i>Consultation Form</i> (PTD-F1) to assigned technical personnel.	2.1 Provide the <i>Consultation Form</i> (PTD-F1) to client.	None	5 Minutes	Sr. SRS or SRS II Reception Room, PTD Building
3. Discuss the testing requirement of the product to the assigned technical personnel.	3.1 Discuss the testing requirement of the client.	None	30 Minutes	Sr. SRS or SRS II Reception Room, PTD Building
	3.2 Prepare <i>Quotation Form</i> (PTD-F2) for the client.	None	30 Minutes	Sr. SRS or SRS II Reception Room, PTD Building
	3.3 Division Chief/ Supervisor to approve and sign PTD-F2.	None		Chief SRS or Sup. SRS Reception Room, PTD Building
	3.4 Photocopy the approved/ signed PTD-F2 for the division/ section.	None	1 Hour	Sr. SRS or SRS II Reception Room, PTD Building
4. Acknowledge receipt of <i>Quotation Form</i> (PTD-F2) and inform assigned personnel the schedule of visit to PTD to pay for the fees and sample submission.	4.1 E-mail/ mail PTD-F2 to client.	None	5 Minutes	Sr. SRS or SRS II Reception Room, PTD Building





5. Fill-out and submit the <i>Request for Technical Service Form</i> (ITDI-F2).via Technical Services Information System (TSIS)	5.1 Discuss the filling out of ITDI-F2 to the client	None	10 minutes	<i>Sup. SRS or Sr. SRS or SRS II or SRS I or SR Analyst</i> Reception Room, PTD Building
	5.2 Review/check client entries in the ITDI-F2	None	16 minutes	<i>Sup. SRS or Sr. SRS or SRS II or SRS I or SR Analyst</i> Reception Room, PTD Building
	5.3 Fill-out the ITDI Section in the ITDI-F2 and validate	None	15 minutes	<i>Sup. SRS or Sr. SRS or SRS II or SRS I or SR Analyst</i> Reception Room, PTD Building
	5.4 Give copies of ITDI-F2 to the client for signature.	None	1 minute	<i>Sup. SRS or Sr. SRS or SRS II or SRS I or SR Analyst</i> Reception Room, PTD Building
	5.5 Assigned technical personnel will sign ITDI-F2.	None	1 minute	<i>Sup. SRS or Sr. SRS or SRS II or SRS I or SR Analyst</i> Reception Room, PTD Building
	5.6 Division Chief/ OIC/ Section Head will sign ITDI-F2.	None	1 minute	<i>Chief SRS or Sup. SRS</i> Reception Room, PTD Building
6. Proceed to the Metrology Building and pay for the fees.	6.1 Processing of order of payment at Accounting Section.	None	3 minutes	<i>Administrative Assistant V,</i> Accounting Section, FMD, Metrology Building
	6.2 Issue official receipt (OR).	Regular Rate: Php 7,807 Discounted Rate: Php 6,246	5 minutes	<i>Administrative Officer V</i> Cashier Section, ADM, Metrology Building
7. Submit product	7.1 Receive the samples and	None	10	<i>Sr. SRS or SRS II</i>



samples to assigned technical personnel and sign in the <i>Customer-supplied property logbook</i>	have the client sign in the <i>Customer-supplied property logbook</i> .		Minutes	Reception Room, PTD Building
	7.2 Conduct the testing service.	None	12 Days + additional 4 Days per revision of design	Sr. SRS or SRS II Testing Lab., PTD Building
	7.3 Prepare the <i>Technical Service Report</i> (PTD-F3).	None	1 Day	Sr. SRS or SRS II Staff Room, PTD Building
	7.4 Supervisor/ Division Chief to approve and sign the PTD-F3.	None	1 Hour	Chief SRS or Sup. SRS Staff Room, PTD Building Sr. SRS or SRS II Staff Room, PTD Building
	7.5 Photocopy the approved/ signed PTD-F3 for the Division/ Section.	None	5 Minutes	
8. Receive the <i>Technical Service Report</i> (PTD-F3) from the assigned technical personnel via email or pick-up at the Packaging Technology Division.	8.1 Issue the approved/ signed PTD-F3 to client.	None	5 Minutes	Sr. SRS or SRS II Reception Room, PTD Building
	8.2 Make the client sign in the <i>Outgoing Documents</i> .	None	2 Minutes	Sr. SRS or SRS II Reception Room, PTD Building
9. Fill-out the <i>Customer Satisfaction Survey</i>	9.1 Provide the Customer Satisfaction Survey Form	None	10 Minutes	Sr. SRS or SRS II Reception Room, PTD Building



Form (QMS-PTD-F2).	(QMS-PTD-F2) to the client. 9.2Receive the duly accomplished QMS-PTD-F2.	None	1 Minute	Sr. SRS or SRS II Reception Room, PTD Building
<b>TOTAL:</b>		<b>Regular Rate:</b> <b>Php 7,807</b> <b>Discounted Rate:</b> <b>Php 6,246</b>	<b>13 Days,</b> <b>4 Hours,</b> <b>45</b> <b>Minutes +</b> <b>additional</b> <b>4 Days</b> <b>per</b> <b>revision</b> <b>of design</b>	

Packaging design for transport packaging with cushion design is qualified for multi-stage processing.



## 17. Preparation Room Rental

A service that allows the client to use the PTD's preparation room for a limited period of time.

<b>Office or Division:</b>	Packaging Technology Division			
<b>Classification:</b>	Simple			
<b>Type of Transaction:</b>	G2C- Government to Citizen, G2B- Government to Business, G2G- Government to Government			
<b>Who may avail:</b>	All			
<b>CHECKLIST OF REQUIREMENTS</b>		<b>WHERE TO SECURE</b>		
1) PTD Consultation Form, PTD-F1 (1 original copy for assigned technical personnel)		ITDI/ Packaging Technology Division (PTD) Building/ Reception Room		
2) Request for Technical Service form, ITDI-F2 (1 original copy for assigned technical personnel/section/division concerned)		ITDI/ Packaging Technology Division (PTD) Building/ Reception Room		
3) Order of payment (1 original copy for Accounting Section)		ITDI/ Metrology Building/ Financial Management Division (FMD)/ Accounting Section		
4) Official receipt (1 original copy for client, 1 photocopy for assigned technical personnel)		ITDI/ Metrology Building/ Administrative Division (ADM)/ Cashier Section		
5) Customer Satisfaction Survey Form, QMS-PTD-F2 (1 original copy for assigned technical personnel)		ITDI/ Packaging Technology Division (PTD) Building/ Reception Room		
<b>CLIENT STEPS</b>	<b>AGENCY ACTION</b>	<b>FEES TO BE PAID</b>	<b>PROCESSING TIME</b>	<b>PERSON RESPONSIBLE</b>
1. Inquiry (via telephone call, email, or walk-in).	1.1 Officer of the Day will accommodate the client on their inquiry.	None	2 Minutes	SRS / or SR Assistant Reception Room, PTD Building



	1.2 Officer of the Day will direct the client to appropriate technical personnel.	None	2 Minutes	SRS I or SR Assistant Reception Room, PTD Building
2. Fill-out and submit the <i>Consultation Form</i> (PTD-F1) to assigned technical personnel.	2.1 Provide the <i>Consultation Form</i> (PTD-F1) to client.	None	5 Minutes	Sr. SRS or SRS II Reception Room, PTD Building
3. Discuss the product/ package requirement to the assigned technical personnel.	3.1 Discuss the product/ package requirement of the client and inform the client of the availability of PTD's preparation room.	None	30 Minutes	Sr. SRS or SRS II Reception Room, PTD Building
4. Fill-out and submit the <i>Request for Technical Service Form</i> (ITDI-F2).via Technical Services Information System (TSIS)	4.1 Discuss the filling out of ITDI-F2 to the client	None	10 minutes	Sup. SRS or Sr. SRS or SRS II or SRS I or SR Analyst Reception Room, PTD Building
	4.2 Review/check client entries in the ITDI-F2	None	16 minutes	Sup. SRS or Sr. SRS or SRS II or SRS I or SR Analyst Reception Room, PTD Building
	4.3 Fill-out the ITDI Section in the ITDI-F2 and validate	None	15 minutes	Sup. SRS or Sr. SRS or SRS II or SRS I or SR Analyst Reception Room, PTD Building
	4.4 Give copies of ITDI-F2 to the client for signature.	None	1 minute	Sup. SRS or Sr. SRS or



	4.5 Assigned technical personnel will sign ITDI-F2.	None	1 minute	<i>SRS II or SRS I or SR Analyst</i> Reception Room, PTD Building
	4.6 Division Chief/ OIC/ Section Head will sign ITDI-F2.	None	1 minute	<i>Sup. SRS or Sr. SRS or SRS II or SRS I or SR Analyst</i> Reception Room, PTD Building
5. Proceed to the Metrology Building and pay for the fees.	5.1 Processing of order of payment at Accounting Section.	None	3 minutes	<i>Administrative Assistant V, Accounting Section, FMD, Metrology Building</i>
	5.2 Issue official receipt (OR).	Regular Rate: Php 2,331/day Discounted Rate: Php 1,785/day	5 minutes	<i>Administrative Officer V Cashier Section, ADM, Metrology Building</i>
6. Use PTD's preparation room.	6.1 Usher the client to PTD's preparation room.	None	1 Hour	<i>Sr. SRS or SRS II or SRA or SA</i> Preparation room, PTD Pilot Plant
7. Fill-out the <i>Customer Satisfaction Survey Form</i> (QMS-PTD-F2).	7.1 Provide the Customer Satisfaction Survey Form (QMS-PTD-F2) to the client.	None	10 Minutes	<i>Sr. SRS or SRS II</i> Reception Room, PTD Building
	7.2 Receive the duly	None	1 Minute	<i>Sr. SRS or SRS II</i>



	accomplished QMS-PTD-F2			Reception Room, PTD Building	
		<b>TOTAL:</b>	<b>Regular Rate: Php 2,331 per Day Discounted Rate: Php 1,785 per Day</b>	<b>2 Hours. 43 Minutes</b>	



## 18. Random Vibration Testing

Random vibration testing of packaged products with a maximum dimension of 1500 mm x 1500 mm x 1500 mm (LxWxH) and Load Capacity of 1000 Kg. The test is conducted using International Safe Transit Association (ISTA) testing procedure.

<b>Office or Division:</b>	Packaging Technology Division	
<b>Classification:</b>	Complex	
<b>Type of Transaction:</b>	G2C- Government to Citizen, G2B- Government to Business, G2G- Government to Government	
<b>Who may avail:</b>	All	
	<b>CHECKLIST OF REQUIREMENTS</b>	<b>WHERE TO SECURE</b>
	1) PTD Consultation Form, PTD-F1 (1 original copy for assigned technical personnel)	ITDI/ Packaging Technology Division (PTD) Building/ Reception Room
	2) PTD Quotation Form, PTD-F2 (1 original copy for client, 1 photocopy for assigned technical personnel)	ITDI/ Packaging Technology Division (PTD) Building/ Reception Room
	3) Request for Technical Service form, ITDI-F2 (1 original copy for assigned technical personnel)	ITDI/ Packaging Technology Division (PTD) Building/ Reception Room
	4) Order of payment (1 original copy for Accounting Section)	ITDI/ Metrology Building/ Financial Management Division (FMD)/ Accounting Section
	5) Official receipt (1 original copy for client, 1	ITDI/ Metrology Building/ Administrative Division (ADM)/ Cashier





photocopy for assigned technical personnel)		Section		
6) Sample to be tested		Client		
7) Technical service report, PTD-F3 (1 original copy for client, 1 photocopy for assigned technical personnel)		ITDI/ Packaging Technology Division (PTD) Building/ Reception Room		
8) Customer Satisfaction Survey Form, QMS-PTD-F2 (1 original copy for assigned technical personnel)		ITDI/ Packaging Technology Division (PTD) Building/ Reception Room		
CLIENT STEPS	AGENCY ACTION	FEES TO BE PAID	PROCESSING TIME	PERSON RESPONSIBLE
1. Inquiry (via telephone call, email, or walk-in).	1.2 Officer of the Day will accommodate the client on their inquiry.	None	2 Minutes	SRS I or SR Assistant, Reception Room, PTD Building
	1.2 Officer of the Day will direct the client to appropriate technical personnel.	None	2 Minutes	SRS I or SR Assistant Reception Room, PTD Building
2. Fill-out and submit the <i>Consultation Form</i> (PTD-F1) to assigned	2.1 Provide the <i>Consultation Form</i> (PTD-F1) to client.	None	5 Minutes	Sr. SRS or SRS II Reception Room, PTD Building



technical personnel.				
3. Discuss the testing requirement of the product to the assigned technical personnel.	3.1 Discuss the testing requirement of the client	None	30 Minutes	<i>Sr. SRS or SRS II</i> Reception Room, PTD Building
	3.2 Prepare <i>Quotation Form</i> (PTD-F2) for the client.	None	30 Minutes	<i>Sr. SRS or SRS II</i> Reception Room, PTD Building
	3.3 Division Chief/ Supervisor to approve and sign PTD-F2.	None	1 Hour	<i>Chief SRS or Sup. SRS</i> Reception Room, PTD Building
	3.4 Photocopy the approved/ signed PTD-F2 for the division/ section.	None	5 Minutes	<i>Sr. SRS or SRS II</i> Reception Room, PTD Building
4. Acknowledge receipt of <i>Quotation Form</i> (PTD-F2) and inform assigned personnel the schedule of visit to PTD to pay for the fees and sample submission.	4.1 E-mail/ mail PTD-F2 to client.	None	5 Minutes	<i>Sr. SRS or SRS II</i> Reception Room, PTD Building
5. Fill-out and submit the	5.1 Discuss the filling out of	None	10 minutes	<i>Sup. SRS or Sr. SRS or</i>



<i>Request for Technical Service Form (ITDI-F2).via Technical Services Information System (TSIS)</i>	ITDI-F2 to the client			<i>SRS II or SRS I or SR Analyst Reception Room, PTD Building</i>
	5.2 Review/check client entries in the ITDI-F2	None	16 minutes	<i>Sup. SRS or Sr. SRS or SRS II or SRS I or SR Analyst Reception Room, PTD Building</i>
	5.3 Fill-out the ITDI Section in the ITDI-F2 and validate	None	15 minutes	<i>Sup. SRS or Sr. SRS or SRS II or SRS I or SR Analyst Reception Room, PTD Building</i>
	5.4 Give copies of ITDI-F2 to the client for signature.	None	1 minute	<i>Sup. SRS or Sr. SRS or SRS II or SRS I or SR Analyst Reception Room, PTD Building</i>
	5.5 Assigned technical personnel will sign ITDI-F2.	None	1 minute	<i>Sup. SRS or Sr. SRS or SRS II or SRS I or SR Analyst Reception Room, PTD Building</i>
	5.6 Division Chief/ OIC/ Section Head will sign ITDI-F2.	None	1 minute	<i>Chief SRS or Sup. SRS Reception Room, PTD Building</i>



6. Proceed to the Metrology Building and pay for the fees.	6.1 Processing of order of payment at Accounting Section.	None	3 minutes	<i>Administrative Assistant V, Accounting Section, FMD, Metrology Building</i>
	6.2 Issue official receipt (OR).	Regular Rate: Php 10,180 Discounted Rate 8,144.	5 minutes	<i>Administrative Officer V Cashier Section, ADM, Metrology Building</i>
7. Submit product samples to assigned technical personnel and sign in the <i>Customer-supplied property logbook</i> .	7.1 Receive the samples and have the client sign in the <i>Customer-supplied property logbook</i> .	None	10 Minutes	<i>Sr. SRS or SRS II Reception Room, PTD Building</i>
	7.2 Conduct the testing service.	None	5 Days	<i>Sr. SRS or SRS II Testing Lab., PTD Building</i>
	7.3 Prepare the <i>Technical Service Report</i> (PTD-F3).	None	1 Day	<i>Sr. SRS or SRS II Staff Room, PTD Building</i>
	7.4 Supervisor/ Division Chief to approve and sign the PTD-F3.	None	1 Hour	<i>Chief SRS or Sup. SRS Staff Room, PTD Building</i>
	7.5 Photocopy the approved/ signed PTD-F3 for the Division / Section.	None	5 Minutes	<i>Sr. SRS or SRS II Staff Room, PTD Building</i>



8. Receive the <i>Technical Service Report</i> (PTD-F3) from the assigned technical personnel via email or pick-up at the Packaging Technology Division.	8.1 Issue the approved/ signed PTD-F3 to client.	None	5 Minutes	Sr. SRS or SRS II Reception Room, PTD Building
	8.2 Make the client sign in the <i>Outgoing Documents</i> .	None	2 Minutes	Sr. SRS or SRS II Reception Room, PTD Building
9. Fill-out the Customer Satisfaction Survey Form (QMS-PTD-F2).	9.1 Provide the Customer Satisfaction Survey Form (QMS-PTD-F2) to the client.	None	10 Minutes	Sr. SRS or SRS II Reception Room, PTD Building
	9.2 Receive the duly accomplished QMS-PTD-F2.	None	1 Minute	Sr. SRS or SRS II Reception Room, PTD Building
<b>TOTAL:</b>		<b>Regular Rate: Php 10,180 Discounted Rate: Php 8,144</b>	<b>6 Days, 4 Hours, 45 Minutes</b>	

Random vibration testing is qualified for multi-stage processing



## 19. Retort Rental

A service that allows the client to use PTD's Retort for a limited period of time.

<b>Office or Division:</b>	Packaging Technology Division			
<b>Classification:</b>	Simple			
<b>Type of Transaction:</b>	G2C- Government to Citizen, G2B- Government to Business, G2G- Government to Government			
<b>Who may avail:</b>	All			
<b>CHECKLIST OF REQUIREMENTS</b>		<b>WHERE TO SECURE</b>		
1) PTD Consultation Form, PTD-F1 (1 original copy for assigned technical personnel)		ITDI/ Packaging Technology Division (PTD) Building/ Reception Room		
2) Request for Technical Service form, ITDI-F2 (1 original copy for assigned technical personnel/section/division concerned)		ITDI/ Packaging Technology Division (PTD) Building/ Reception Room		
3) Order of payment (1 original copy for Accounting Section)		ITDI/ Metrology Building/ Financial Management Division (FMD)/ Accounting Section		
4) Official receipt (1 original copy for client, 1 photocopy for assigned technical personnel)		ITDI/ Metrology Building/ Administrative Division (ADM)/ Cashier Section		
5) Product for processing		Client		
6) Customer Satisfaction Survey Form, QMS-PTD-F2 (1 original copy for assigned technical personnel)		ITDI/ Packaging Technology Division (PTD) Building/ Reception Room		
<b>CLIENT STEPS</b>	<b>AGENCY ACTION</b>	<b>FEES TO BE PAID</b>	<b>PROCESSING TIME</b>	<b>PERSON RESPONSIBLE</b>
1. Inquiry (via telephone call, email, or walk-in)	1.1 Officer of the Day will accommodate the client on their inquiry.	None	2 Minutes	<i>SRS / or SR Assistant Reception Room, PTD Building</i>



	1.2 Officer of the Day will direct the client to appropriate technical personnel.	None	2 Minutes	<i>SRS I or SR Assistant Reception Room, PTD Building</i>
2. Fill-out and submit the <i>Consultation Form</i> (PTD-F1) to assigned technical personnel.	2.1 Provide the <i>Consultation Form</i> (PTD-F1) to client.	None	5 Minutes	<i>Sr. SRS or SRS II Reception Room, PTD Building</i>
3. Discuss the product/ package requirement to the assigned technical personnel.	3.1 Discuss the product/ package requirement of the client and inform the client of PTD's availability to conduct the service.	None	30 Minutes	<i>Sr. SRS or SRS II Reception Room, PTD Building</i>
4. Fill-out and submit the <i>Request for Technical Service Form</i> (ITDI-F2).via Technical Services Information System (TSIS)	4.1 Discuss the filling out of ITDI-F2 to the client	None	10 minutes	<i>Sup. SRS or Sr. SRS or SRS II or SRS I or SR Analyst Reception Room, PTD Building</i>
	4.2 Review/check client entries in the ITDI-F2	None	16 minutes	<i>Sup. SRS or Sr. SRS or SRS II or SRS I or SR Analyst Reception Room, PTD Building</i>
	4.3 Fill-out the ITDI Section in the ITDI-F2 and validate	None	15 minutes	<i>Sup. SRS or Sr. SRS or SRS II or SRS I or SR Analyst Reception Room, PTD Building</i>



	4.4 Give copies of ITDI-F2 to the client for signature.	None	1 minute	<i>Sup. SRS or Sr. SRS or SRS II or SRS I or SR Analyst</i> Reception Room, PTD Building
	4.5 Assigned technical personnel will sign ITDI-F2.	None	1 minute	<i>Sup. SRS or Sr. SRS or SRS II or SRS I or SR Analyst</i> Reception Room, PTD Building
	4.6 Division Chief/ OIC/ Section Head will sign ITDI-F2.	None	1 minute	<i>Chief SRS or Sup. SRS</i> Reception Room, PTD Building
5. Proceed to the Metrology Building and pay for the fees.	5.1 Processing of order of payment at Accounting Section.	None	3 minutes	<i>Administrative Assistant V, Accounting Section, FMD, Metrology Building</i>
	5.2 Issue official receipt (OR).	Regular Rate: Php 2,280./hour Discounted Rate: Php 1,824/hour	5 minutes	<i>Administrative Officer V Cashier Section, ADM, Metrology Building</i>





6. Submit product to be processed to assigned technical personnel.	6.1 Receive the product to be processed.	None	10 Minutes	<i>Sr. SRS or SRS II or SRA or SA PTD Pilot Plant</i>
	6.2 Prepare the equipment and accessories.	None	1 Hour	<i>Sr. SRS or SRS II or SRA or SA PTD Pilot Plant</i>
	6.3 Perform the retort operation.	None	1 Hour	<i>Sr. SRS or SRS II or SRA or SA PTD Pilot Plant</i>
7. Receive the processed products from the assigned technical personnel.	7.1 Issue the processed products to the client.	None	5 Minutes	<i>Sr. SRS or SRS II or SRA or SA PTD Pilot Plant</i>
	7.2 Make the client sign in the <i>Outgoing Documents</i> .	None	2 Minutes	<i>Sr. SRS or SRS II or SRA or SA PTD Pilot Plant</i>
8. Fill-out the <i>Customer Satisfaction Survey Form (QMS-PTD-F2)</i> .	8.1 Provide the Customer Satisfaction Survey Form (QMS-PTD-F2) to the client.	None	10 Minutes	<i>Sr. SRS or SRS II or SRA or SA PTD Pilot Plant</i>
	8.2 Receive the duly accomplished QMS-PTD-F2.	None	1 Minute	<i>Sr. SRS or SRS II or SRA or SA PTD Pilot Plant</i>
<b>TOTAL:</b>			<b>Regular Rate: Php 2,280 per hour Discounted Rate: Php 1,824 / hour</b>	<b>4 Hours</b>



## 20. Shelf-Life Testing of Dried Foods

Service that determines the period of time that a food product will retain an acceptable level of eating quality in terms of safety and organoleptic attributes.

<b>Office or Division:</b>	Packaging Technology Division	
<b>Classification:</b>	Highly technical	
<b>Type of Transaction:</b>	G2C- Government to Citizen, G2B- Government to Business, G2G- Government to Government	
<b>Who may avail:</b>	All	
	<b>CHECKLIST OF REQUIREMENTS</b>	<b>WHERE TO SECURE</b>
	1) PTD Consultation Form, PTD-F1 (1 original copy for assigned technical personnel)	ITDI/ Packaging Technology Division (PTD) Building/ Reception Room
	2) PTD Quotation Form, PTD-F2 (1 original copy for client, 1 photocopy for assigned technical personnel)	ITDI/ Packaging Technology Division (PTD) Building/ Reception Room
	3) Request for Technical Service form, ITDI-F2 (1 original copy for assigned technical personnel)	ITDI/ Packaging Technology Division (PTD) Building/ Reception Room
	4) Order of payment (1 original copy for Accounting Section)	ITDI/ Metrology Building/ Financial Management Division (FMD)/ Accounting Section
	5) Official receipt (1 original copy for client, 1 photocopy for assigned technical personnel)	ITDI/ Metrology Building/ Administrative Division (ADM)/ Cashier Section
	6) Sample (number of samples will depend on volume/ weight of sample submitted and tests to be conducted)	Client
	7) Technical service report, PTD-F3 (1 original copy for client, 1 photocopy for assigned technical personnel)	ITDI/ Packaging Technology Division (PTD) Building/ Reception Room
	8) Customer Satisfaction Survey Form, QMS-PTD-F2 (1 original copy for assigned technical personnel)	ITDI/ Packaging Technology Division (PTD) Building/ Reception Room



CLIENT STEPS	AGENCY ACTION	FEES TO BE PAID	PROCESSING TIME	PERSON RESPONSIBLE
1. Inquiry (via telephone call, email, or walk-in).	1.1 Officer of the Day will accommodate the client on their inquiry.	None	2 Minutes	SRS I or SR Assistant Reception Room, PTD Building
	1.2 Officer of the Day will direct the client to appropriate technical personnel.	None	2 Minutes	SRS I or SR Assistant Reception Room, PTD Building
2. Fill-out and submit the <i>Consultation Form</i> (PTD-F1) to assigned technical personnel.	2.1 Provide the <i>Consultation Form</i> (PTD-F1) to client.	None	5 Minutes	Sup. SRS or Sr. SRS or SRS II or SRS I or SR Analyst Reception Room, PTD Building
3. Discuss the product/ packaging requirement to the assigned technical personnel.	3.1 Discuss the product/ packaging requirement of the client.	None	30 Minutes	Sup. SRS or Sr. SRS or SRS II or SRS I or SR Analyst Reception Room, PTD Building
	3.2 Prepare the experimental design and determine the number of product samples required to be submitted.	None	2 Days	Sup. SRS or Sr. SRS or SRS II or SRS I or SR Analyst Reception Room, PTD Building
	3.3 Prepare the <i>Quotation Form</i> (PTD-F2) for the client.	None	1 Hour	Sup. SRS or Sr. SRS or SRS II or SRS I or SR Analyst Reception Room, PTD Building



	3.4 Division Chief/ Supervisor to approve and sign PTD-F2.	None	1 Hour	<i>Chief SRS or Sup. SRS</i> Reception Room, PTD Building
	3.5 Photocopy the approved/ signed PTD-F2 for the division/ section.	None	5 Minutes	<i>Sup. SRS or Sr. SRS or SRS II or SRS I or SR Analyst</i> Reception Room, PTD Building
4. Acknowledge receipt of <i>Quotation Form</i> (PTD-F2) and inform assigned personnel the schedule of visit to PTD to pay for the fees and sample submission.	4.1 E-mail/ mail PTD-F2 to client.	None	5 Minutes	<i>Sup. SRS or Sr. SRS or SRS II or SRS I or SR Analyst</i> Reception Room, PTD Building
5. Fill-out and submit the <i>Request for Technical Service Form</i> (ITDI-F2).via Technical Services Information System (TSIS)	5.1 Discuss the filling out of ITDI-F2 to the client	None	10 minutes	<i>Sup. SRS or Sr. SRS or SRS II or SRS I or SR Analyst</i> Reception Room, PTD Building
	5.2 Review/check client entries in the ITDI-F2	None	16 minutes	<i>Sup. SRS or Sr. SRS or SRS II or SRS I or SR Analyst</i> Reception Room, PTD Building
	5.3 Fill-out the ITDI Section in the ITDI-F2 and validate	None	15 minutes	<i>Sup. SRS or Sr. SRS or SRS II or SRS I or SR</i>



	5.4 Give copies of ITDI-F2 to the client for signature.	None	1 minute	<i>Analyst</i> Reception Room, PTD Building  <i>Sup. SRS or Sr. SRS or SRS II or SRS I or SR Analyst</i> Reception Room, PTD Building
	5.5 Assigned technical personnel will sign ITDI-F2.	None	1 minute	<i>Sup. SRS or Sr. SRS or SRS II or SRS I or SR Analyst</i> Reception Room, PTD Building
	5.6 Division Chief/ OIC/ Section Head will sign ITDI-F2.	None	1 minute	<i>Chief SRS or Sup. SRS</i> Reception Room, PTD Building
6. Proceed to the Metrology Building and pay for the fees.	6.1 Processing of order of payment at Accounting Section.	None	3 minutes	<i>Administrative Assistant V</i> , Accounting Section, FMD, Metrology Building
	6.2 Issue official receipt (OR).	Regular Rate: Php 16,820 Discounted Rate: Php 13,456 + additional service fee for outsourced microbiological and chemical	5 minutes	<i>Administrative Officer V</i> Cashier Section, ADM, Metrology Building



		analyses		
7. Submit product samples to assigned technical personnel and sign in the <i>Customer-supplied property logbook</i> .	7.1 Receive the samples and have the client sign in the <i>Customer-supplied property logbook</i> .	None	10 Minutes	<i>Sup. SRS or Sr. SRS or SRS II or SRS I or SR Analyst Reception Room, PTD Building</i>
	7.2 Conduct the shelf-life testing service.	None	Product-dependent	<i>Sup. SRS or Sr. SRS or SRS II or SRS I or SR Analyst PTD R&amp;D Lab.</i>
	7.3 Prepare <i>Technical Service Report</i> (PTD-F3).	None	5 Days	<i>Sup. SRS or Sr. SRS or SRS II or SRS I or SR Analyst PTD R&amp;D Lab.</i>
	7.4 Supervisor/ Division Chief to approve and sign the PTD-F3.	None	2 Days	<i>Chief SRS or Sup. SRS Staff Room, PTD Building</i>
	7.5 Photocopy the approved/ signed PTD-F3 for the Division/ Section.	None	5 Minutes	<i>Sup. SRS or Sr. SRS or SRS II or SRS I or SR Analyst PTD Building</i>
8. Receive the <i>Technical Service Report</i> (PTD-F3) from the assigned technical personnel via email or pick-up at the Packaging Technology Division.	8.1 Issue the approved/ signed PTD-F3 to client.	None	5 Minutes	<i>Sup. SRS or Sr. SRS or SRS II or SRS I or SR Analyst Reception Room, PTD Building</i>
	8.2 Make the client sign in the	None	2 Minutes	<i>Sup. SRS or Sr. SRS or</i>



	<i>Outgoing Documents.</i>			<i>SRS II or SRS I or SR Analyst Reception Room, PTD Building</i>
9. Fill-out the <i>Customer Satisfaction Survey Form</i> (QMS-PTD-F2).	9.1 Provide the Customer Satisfaction Survey Form (QMS-PTD-F2) to the client.	None	10 Minutes	<i>Sup. SRS or Sr. SRS or SRS II or SRS I or SR Analyst Reception Room, PTD Building</i>
	9.2 Receive the duly accomplished QMS-PTD-F2	None	1 Minute	<i>Sup. SRS or Sr. SRS or SRS II or SRS I or SR Analyst Reception Room, PTD Building</i>
<b>TOTAL:</b>		<b>Regular Rate: Php 16,820 Discounted Rate: Php 13,456 + additional service fee for outsourced microbiological and chemical analyses</b>	<b>9 Days, 4 Hours, 10 Minutes + shelf-life test duration</b>	

Shelf-life testing of dried foods is qualified for multi-stage processing



## 21. Shelf-Life Testing of Frozen Foods

Service that determines the period of time that a food product will retain an acceptable level of eating quality in terms of safety and organoleptic attributes.

<b>Office or Division:</b>	Packaging Technology Division	
<b>Classification:</b>	Highly technical	
<b>Type of Transaction:</b>	G2C- Government to Citizen, G2B- Government to Business, G2G- Government to Government	
<b>Who may avail:</b>	All	
	<b>CHECKLIST OF REQUIREMENTS</b>	<b>WHERE TO SECURE</b>
	1) PTD Consultation Form, PTD-F1 (1 original copy for assigned technical personnel)	ITDI/ Packaging Technology Division (PTD) Building/ Reception Room
	2) PTD Quotation Form, PTD-F2 (1 original copy for client, 1 photocopy for assigned technical personnel)	ITDI/ Packaging Technology Division (PTD) Building/ Reception Room
	3) Request for Technical Service form, ITDI-F2 (1 original copy for assigned technical personnel)	ITDI/ Packaging Technology Division (PTD) Building/ Reception Room
	4) Order of payment (1 original copy for Accounting Section)	ITDI/ Metrology Building/ Financial Management Division (FMD)/ Accounting Section
	5) Official receipt (1 original copy for client, 1 photocopy for assigned technical personnel)	ITDI/ Metrology Building/ Administrative Division (ADM)/ Cashier Section
	6) Sample (number of samples will depend on volume/ weight of sample submitted and tests to be conducted)	Client
	7) Technical service report, PTD-F3 (1 original copy for client, 1 photocopy for assigned technical personnel)	ITDI/ Packaging Technology Division (PTD) Building/ Reception Room
	8) Customer Satisfaction Survey Form, QMS-PTD-F2 (1 original copy for assigned technical personnel)	ITDI/ Packaging Technology Division (PTD) Building/ Reception Room





CLIENT STEPS	AGENCY ACTION	FEES TO BE PAID	PROCESSING TIME	PERSON RESPONSIBLE
1. Inquiry (via telephone call, email, or walk-in).	1.1 Officer of the Day will accommodate the client on their inquiry.	None	2 Minutes	SRS I or SR Assistant Reception Room, PTD Building
	1.2 Officer of the Day will direct the client to appropriate technical personnel.	None	2 Minutes	SRS I or SR Assistant Reception Room, PTD Building
2. Fill-out and submit the <i>Consultation Form</i> (PTD-F1) to assigned technical personnel.	2.1 Provide the <i>Consultation Form</i> (PTD-F1) to client.	None	5 Minutes	Sup. SRS or Sr. SRS or SRS II or SRS I or SR Analyst Reception Room, PTD Building
3. Discuss the product/ packaging requirement to the assigned technical personnel.	3.1 Discuss the product/ packaging requirement of the client.	None	30 Minutes	Sup. SRS or Sr. SRS or SRS II or SRS I or SR Analyst Reception Room, PTD Building
	3.2 Prepare the experimental design and determine the number of product samples required to be submitted.	None	2 Days	Sup. SRS or Sr. SRS or SRS II or SRS I or SR Analyst Reception Room, PTD Building
	3.5 Prepare the <i>Quotation Form</i> (PTD-F2) for the client.	None	1 Hour	Sup. SRS or Sr. SRS or SRS II or SRS I or SR Analyst Reception Room, PTD Building



	3.6 Division Chief/ Supervisor to approve and sign PTD-F2.	None	1 Hour	Chief SRS or Sup. SRS Reception Room, PTD Building
	3.5 Photocopy the approved/ signed PTD-F2 for the division/ section.	None	5 Minutes	Sup. SRS or Sr. SRS or SRS II or SRS I or SR Analyst Reception Room, PTD Building
4. Acknowledge receipt of Quotation Form (PTD-F2) and inform assigned personnel the schedule of visit to PTD to pay for the fees and sample submission.	4.1 E-mail/ mail PTD-F2 to client.	None	5 Minutes	Sup. SRS or Sr. SRS or SRS II or SRS I or SR Analyst Reception Room, PTD Building
5. Fill-out and submit the Request for Technical Service Form (ITDI-F2).via Technical Services Information System (TSIS)	5.1 Discuss the filling out of ITDI-F2 to the client	None	10 minutes	Sup. SRS or Sr. SRS or SRS II or SRS I or SR Analyst Reception Room, PTD Building
	5.2 Review/check client entries in the ITDI-F2	None	16 minutes	Sup. SRS or Sr. SRS or SRS II or SRS I or SR Analyst Reception Room, PTD Building
	5.3 Fill-out the ITDI Section in	None	15 minutes	Sup. SRS or Sr. SRS or



	the ITDI-F2 and validate			<i>SRS II or SRS I or SR Analyst</i> Reception Room, PTD Building
	5.4 Give copies of ITDI-F2 to the client for signature.	None	1 minute	<i>Sup. SRS or Sr. SRS or SRS II or SRS I or SR Analyst</i> Reception Room, PTD Building
	5.5 Assigned technical personnel will sign ITDI-F2.	None	1 minute	<i>Sup. SRS or Sr. SRS or SRS II or SRS I or SR Analyst</i> Reception Room, PTD Building
	5.6 Division Chief/ OIC/ Section Head will sign ITDI-F2.	None	1 minute	<i>Chief SRS or Sup. SRS</i> Reception Room, PTD Building
6. Proceed to the Metrology Building and pay for the fees.	6.1 Processing of order of payment at Accounting Section.		3 minutes	<i>Administrative Assistant V, Accounting Section, FMD, Metrology Building</i>
	6.2 Issue official receipt (OR).	Regular Rate: Php 14,639 Discounted Rate: Php 11,711 + additional service fee for outsourced	5 minutes	<i>Administrative Officer V Cashier Section, ADM, Metrology Building</i>



		microbiological and chemical analyses		
7. Submit product samples to assigned technical personnel and sign in the <i>Customer-supplied property logbook</i>	7.1 Receive the samples and have the client sign in the <i>Customer-supplied property logbook</i> .	None	10 Minutes	<i>Sup. SRS or Sr. SRS or SRS II or SRS I or SR Analyst</i> Reception Room, PTD Building
	7.2 Conduct the shelf-life testing service.	None	Product-dependent	<i>Sup. SRS or Sr. SRS or SRS II or SRS I or SR Analyst</i> PTD R&D Lab.
	7.3 Prepare <i>Technical Service Report</i> (PTD-F3).	None	5 Days	<i>Sup. SRS or Sr. SRS or SRS II or SRS I or SR Analyst</i> PTD R&D Lab.
	7.4 Supervisor/ Division Chief to approve and sign the PTD-F3.	None	2 Days	<i>Chief SRS or Sup. SRS</i> Staff Room, PTD Building
	7.5 Photocopy the approved/ signed PTD-F3 for the Division/ Section.	None	5 Minutes	<i>Sup. SRS or Sr. SRS or SRS II or SRS I or SR Analyst</i> PTD Building
8. Receive the <i>Technical Service Report</i> (PTD-F3) from the assigned technical personnel via email or pick-up at the	8.1 Issue the approved/ signed PTD-F3 to client.	None	5 Minutes	<i>Sup. SRS or Sr. SRS or SRS II or SRS I or SR Analyst</i> Reception Room, PTD Building



Packaging Technology Division.	8.2 Make the client sign in the <i>Outgoing Documents</i> .	None	2 Minutes	<i>Sup. SRS or Sr. SRS or SRS II or SRS I or SR Analyst</i> Reception Room, PTD Building
9. Fill-out the <i>Customer Satisfaction Survey Form</i> (QMS-PTD-F2).	9.1 Provide the Customer Satisfaction Survey Form (QMS-PTD-F2) to the client.	None	10 Minutes	<i>Sup. SRS or Sr. SRS or SRS II or SRS I or SR Analyst</i> Reception Room, PTD Building
	9.2 Receive the duly accomplished QMS-PTD-F2.	None	1 Minute	<i>Sup. SRS or Sr. SRS or SRS II or SRS I or SR Analyst</i> Reception Room, PTD Building
<b>TOTAL:</b>		<b>Regular Rate: Php 14,639 Discounted Rate: Php 11,711 + additional service fee for outsourced microbiological and chemical analyses</b>	<b>9 Days, 4 Hours, 10 Minutes + shelf-life test duration</b>	

Shelf-life testing of frozen foods is qualified for multi-stage processing



## 22. Shelf Life Testing of High-Acid Foods

Service that determines the period of time that a food product will retain an acceptable level of eating quality in terms of safety and organoleptic attributes.

<b>Office or Division:</b>	Packaging Technology Division	
<b>Classification:</b>	Highly technical	
<b>Type of Transaction:</b>	G2C- Government to Citizen, G2B- Government to Business, G2G- Government to Government	
<b>Who may avail:</b>	All	
	<b>CHECKLIST OF REQUIREMENTS</b>	<b>WHERE TO SECURE</b>
	1) PTD Consultation Form, PTD-F1 (1 original copy for assigned technical personnel)	ITDI/ Packaging Technology Division (PTD) Building/ Reception Room
	2) PTD Quotation Form, PTD-F2 (1 original copy for client, 1 photocopy for assigned technical personnel)	ITDI/ Packaging Technology Division (PTD) Building/ Reception Room
	3) Request for Technical Service form, ITDI-F2 (1 original copy for assigned technical personnel)	ITDI/ Packaging Technology Division (PTD) Building/ Reception Room
	4) Order of payment (1 original copy for Accounting Section)	ITDI/ Metrology Building/ Financial Management Division (FMD)/ Accounting Section
	5) Official receipt (1 original copy for client, 1 photocopy for assigned technical personnel)	ITDI/ Metrology Building/ Administrative Division (ADM)/ Cashier Section
	6) Sample (number of samples will depend on volume/ weight of sample submitted and tests to be conducted)	Client
	7) Technical service report, PTD-F3 (1 original copy for client, 1 photocopy for assigned technical)	ITDI/ Packaging Technology Division (PTD) Building/ Reception Room



personnel)				
8) Customer Satisfaction Survey Form, QMS-PTD-F2 (1 original copy for assigned technical personnel)		ITDI/ Packaging Technology Division (PTD) Building/ Reception Room		
CLIENT STEPS	AGENCY ACTION	FEES TO BE PAID	PROCESSING TIME	PERSON RESPONSIBLE
1. Inquiry (via telephone call, email, or walk-in)	1.1 Officer of the Day will accommodate the client on their inquiry.	None	2 Minutes	SRS I or SR Assistant Reception Room, PTD Building
	1.2 Officer of the Day will direct the client to appropriate technical personnel.	None	2 Minutes	SRS I or SR Assistant Reception Room, PTD Building
2. Fill-out and submit the <i>Consultation Form</i> (PTD-F1) to assigned technical personnel.	2.2 Provide the <i>Consultation Form</i> (PTD-F1) to client.	None	5 Minutes	Sup. SRS or Sr. SRS or SRS II or SRS I or SR Analyst Reception Room, PTD Building
3. Discuss the product/ packaging requirement to the assigned technical personnel.	3.1 Discuss the product/ packaging requirement of the client.	None	30 Minutes	Sup. SRS or Sr. SRS or SRS II or SRS I or SR Analyst Reception Room, PTD Building
	3.2 Prepare the experimental design and determine the number of product samples required to be submitted.	None	2 Days	Sup. SRS or Sr. SRS or SRS II or SRS I or SR Analyst Reception Room, PTD Building
	3.3 Prepare the <i>Quotation Form</i> (PTD-F2) for the	None	1 Hour	Sup. SRS or Sr. SRS or



	<p>client.</p> <p>3.4 Division Chief/ Supervisor to approve and sign PTD-F2.</p> <p>3.5 Photocopy the approved/ signed PTD-F2 for the division/ section.</p>	<p>None</p> <p>None</p>	<p>1 Hour</p> <p>5 Minutes</p>	<p><i>SRS II or SRS I or SR Analyst</i> Reception Room, PTD Building</p> <p><i>Chief SRS or Sup. SRS</i> Reception Room, PTD Building</p> <p><i>Sup. SRS or Sr. SRS or SRS II or SRS I or SR Analyst</i> Reception Room, PTD Building</p>
<p>4. Acknowledge receipt of <i>Quotation Form</i> (PTD-F2) and inform assigned personnel the schedule of visit to PTD to pay for the fees and sample submission.</p>	<p>4.1 E-mail/ mail PTD-F2 to client.</p>	<p>None</p>	<p>5 Minutes</p>	<p><i>Sup. SRS or Sr. SRS or SRS II or SRS I or SR Analyst</i> Reception Room, PTD Building</p>
<p>5. Fill-out and submit the <i>Request for Technical Service Form</i> (ITDI-F2).via Technical Services Information System (TSIS)</p>	<p>5.1 Discuss the filling out of ITDI-F2 to the client</p>	<p>None</p>	<p>10 minutes</p>	<p><i>Sup. SRS or Sr. SRS or SRS II or SRS I or SR Analyst</i> Reception Room, PTD Building</p>
	<p>5.2 Review/check client entries in the ITDI-F2</p>	<p>None</p>	<p>16 minutes</p>	<p><i>Sup. SRS or Sr. SRS or SRS II or SRS I or SR Analyst</i> Reception Room, PTD</p>





	5.3 Fill-out the ITDI Section in the ITDI-F2 and validate	None	15 minutes	Building <i>Sup. SRS or Sr. SRS or SRS II or SRS I or SR Analyst</i> Reception Room, PTD Building
	5.4 Give copies of ITDI-F2 to the client for signature.	None	1 minute	<i>Sup. SRS or Sr. SRS or SRS II or SRS I or SR Analyst</i> Reception Room, PTD Building
	5.5 Assigned technical personnel will sign ITDI-F2.	None	1 minute	<i>Sup. SRS or Sr. SRS or SRS II or SRS I or SR Analyst</i> Reception Room, PTD Building
	5.6 Division Chief/ OIC/ Section Head will sign ITDI-F2.	None	1 minute	<i>Chief SRS or Sup. SRS</i> Reception Room, PTD Building
6	Proceed to the Metrology Building and pay for the fees.	None	3 minutes	<i>Administrative Assistant V, Accounting Section, FMD, Metrology Building</i>
	6.1 Processing of order of payment at Accounting Section.	None		
	6.2 Issue official receipt (OR).	Regular Rate: Php 16,308 Discounted Rate: Php 13,046	5 minutes	<i>Administrative Officer V Cashier Section, ADM, Metrology Building</i>



		+ additional service fee for outsourced microbiological and chemical analyses		
7. Submit product samples to assigned technical personnel and sign in the <i>Customer-supplied property logbook</i> .	7.1 Receive the samples and have the client sign in the <i>Customer-supplied property logbook</i> .	None	10 Minutes	<i>Sup. SRS or Sr. SRS or SRS II or SRS I or SR Analyst</i> Reception Room, PTD Building
	7.2 Conduct the shelf-life testing service.	None	Product-dependent	<i>Sup. SRS or Sr. SRS or SRS II or SRS I or SR Analyst</i> PTD R&D Lab.
	7.3 Prepare <i>Technical Service Report</i> (PTD-F3).	None	5 Days	<i>Sup. SRS or Sr. SRS or SRS II or SRS I or SR Analyst</i> PTD R&D Lab.
	7.4 Supervisor/ Division Chief to approve and sign the PTD-F3.	None	2 Days	<i>Chief SRS or Sup. SRS</i> Staff Room, PTD Building
	7.5 Photocopy the approved/ signed PTD-F3 for the Division/ Section.	None	5 Minutes	<i>Sup. SRS or Sr. SRS or SRS II or SRS I or SR Analyst</i> PTD Building
6. Receive the <i>Technical Service Report</i> (PTD-F3) from the assigned	8.1 Issue the approved/ signed PTD-F3 to client.	None	5 Minutes	<i>Sup. SRS or Sr. SRS or SRS II or SRS I or SR Analyst</i>



technical personnel via email or pick-up at the Packaging Technology Division.	8.2 Make the client sign in the <i>Outgoing Documents</i> .	None	2 Minutes	Reception Room, PTD Building <i>Sup. SRS or Sr. SRS or SRS II or SRS I or SR Analyst</i> Reception Room, PTD Building
7. Fill-out the <i>Customer Satisfaction Survey Form</i> (QMS-PTD-F2).	7.1 Provide the Customer Satisfaction Survey Form (QMS-PTD-F2) to the client.	None	10 Minutes	<i>Sup. SRS or Sr. SRS or SRS II or SRS I or SR Analyst</i> Reception Room, PTD Building
	7.2 Receive the duly accomplished QMS-PTD-F2.	None	1 Minute	<i>Sup. SRS or Sr. SRS or SRS II or SRS I or SR Analyst</i> Reception Room, PTD Building
<b>TOTAL:</b>		<b>Regular Rate: Php 16,308 Discounted Rate: Php 13,046 + additional service fee for outsourced microbiological and chemical analyses</b>	<b>9 Days, 4 Hours, 10 Minutes + shelf-life test duration</b>	

Shelf-life testing of high-acid foods is qualified for multi-stage processing



### 23. Shelf-life testing of low-acid canned foods

Service that determines the period of time that a food product will retain an acceptable level of eating quality in terms of safety and organoleptic attributes.

<b>Office or Division:</b>	Packaging Technology Division	
<b>Classification:</b>	Highly technical	
<b>Type of Transaction:</b>	G2C- Government to Citizen, G2B- Government to Business, G2G- Government to Government	
<b>Who may avail:</b>	All	
	<b>CHECKLIST OF REQUIREMENTS</b>	<b>WHERE TO SECURE</b>
	1) PTD Consultation Form, PTD-F1 (1 original copy for assigned technical personnel)	ITDI/ Packaging Technology Division (PTD) Building/ Reception Room
	2) PTD Quotation Form, PTD-F2 (1 original copy for client, 1 photocopy for assigned technical personnel)	ITDI/ Packaging Technology Division (PTD) Building/ Reception Room
	3) Request for Technical Service form, ITDI-F2 (1 original copy for assigned technical personnel)	ITDI/ Packaging Technology Division (PTD) Building/ Reception Room
	4) Order of payment (1 original copy for Accounting Section)	ITDI/ Metrology Building/ Financial Management Division (FMD)/ Accounting Section
	5) Official receipt (1 original copy for client, 1 photocopy for assigned technical personnel)	ITDI/ Metrology Building/ Administrative Division (ADM)/ Cashier Section
	6) Sample (number of samples will depend on volume/ weight of sample submitted and tests to be conducted)	Client
	7) Technical service report, PTD-F3 (1 original copy for client, 1 photocopy for assigned technical personnel)	ITDI/ Packaging Technology Division (PTD) Building/ Reception Room
	8) Customer Satisfaction Survey Form, QMS-PTD-F2 (1 original copy for assigned technical personnel)	ITDI/ Packaging Technology Division (PTD) Building/ Reception Room



CLIENT STEPS	AGENCY ACTION	FEES TO BE PAID	PROCESSING TIME	PERSON RESPONSIBLE
1. Inquiry (via telephone call, email, or walk-in).	1.1 Officer of the Day will accommodate the client on their inquiry.	None	2 Minutes	SRS I or SR Assistant Reception Room, PTD Building
	1.2 Officer of the Day will direct the client to appropriate technical personnel.	None	2 Minutes	SRS I or SR Assistant Reception Room, PTD Building
2. Fill-out and submit the <i>Consultation Form</i> (PTD-F1) to assigned technical personnel.	2.1 Provide the <i>Consultation Form</i> (PTD-F1) to client.	None	5 Minutes	Sup. SRS or Sr. SRS or SRS II or SRS I or SR Analyst Reception Room, PTD Building
3. Discuss the product/ packaging requirement to the assigned technical personnel.	3.1 Discuss the product/ packaging requirement of the client.	None	30 Minutes	Sup. SRS or Sr. SRS or SRS II or SRS I or SR Analyst Reception Room, PTD Building
	3.2 Prepare the experimental design and determine the number of product samples required to be submitted.	None	2 Days	Sup. SRS or Sr. SRS or SRS II or SRS I or SR Analyst Reception Room, PTD Building
	3.3 Prepare the <i>Quotation Form</i> (PTD-F2) for the client.	None	1 Hour	Sup. SRS or Sr. SRS or SRS II or SRS I or SR Analyst Reception Room, PTD Building



	3.4 Division Chief/ Supervisor to approve and sign PTD-F2.	None	1 Hour	<i>Chief SRS or Sup. SRS</i> Reception Room, PTD Building
	3.5 Photocopy the approved/ signed PTD-F2 for the division/ section.	None	5 Minutes	<i>Sup. SRS or Sr. SRS or SRS II or SRS I or SR Analyst</i> Reception Room, PTD Building
4. Acknowledge receipt of <i>Quotation Form</i> (PTD-F2) and inform assigned personnel the schedule of visit to PTD to pay for the fees and sample submission.	4.1 E-mail/ mail PTD-F2 to client.	None	5 Minutes	<i>Sup. SRS or Sr. SRS or SRS II or SRS I or SR Analyst</i> Reception Room, PTD Building
5. Fill-out and submit the <i>Request for Technical Service Form</i> (ITDI-F2).via Technical Services Information System (TSIS)	5.1 Discuss the filling out of ITDI-F2 to the client	None	10 minutes	<i>Sup. SRS or Sr. SRS or SRS II or SRS I or SR Analyst</i> Reception Room, PTD Building
	5.2 Review/check client entries in the ITDI-F2	None	16 minutes	<i>Sup. SRS or Sr. SRS or SRS II or SRS I or SR Analyst</i> Reception Room, PTD Building
	5.3 Fill-out the ITDI Section in the ITDI-F2 and validate	None	15 minutes	<i>Sup. SRS or Sr. SRS or SRS II or SRS I or SR Analyst</i>



	5.4 Give copies of ITDI-F2 to the client for signature.	None	1 minute	Reception Room, PTD Building <i>Sup. SRS or Sr. SRS or SRS II or SRS I or SR Analyst</i> Reception Room, PTD Building
	5.5 Assigned technical personnel will sign ITDI-F2.	None	1 minute	<i>Sup. SRS or Sr. SRS or SRS II or SRS I or SR Analyst</i> Reception Room, PTD Building
	5.6 Division Chief/ OIC/ Section Head will sign ITDI-F2.	None	1 minute	<i>Chief SRS or Sup. SRS</i> Reception Room, PTD Building
6. Proceed to the Metrology Building and pay for the fees.	6.1 Processing of order of payment at Accounting Section.	None	3 minutes	<i>Administrative Assistant V, Accounting Section, FMD, Metrology Building</i>
	6.2 Issue official receipt (OR).	Regular Rate: Php 19,930 Discounted Rate: Php15,944 + additional service fee for outsourced microbiological and chemical	5 minutes	<i>Administrative Officer V Cashier Section, ADM, Metrology Building</i>



		analyses		
7. Submit product samples to assigned technical personnel and sign in the <i>Customer-supplied property logbook</i> .	7.1 Receive the samples and have the client sign in the <i>Customer-supplied property logbook</i> .	None	10 Minutes	<i>Sup. SRS or Sr. SRS or SRS II or SRS I or SR Analyst</i> Reception Room, PTD Building
	7.2 Conduct the shelf-life testing service.	None	Product-dependent	<i>Sup. SRS or Sr. SRS or SRS II or SRS I or SR Analyst</i> PTD R&D Lab.
	7.3 Prepare <i>Technical Service Report</i> (PTD-F3).	None	5 Days	<i>Sup. SRS or Sr. SRS or SRS II or SRS I or SR Analyst</i> PTD R&D Lab.
	7.4 Supervisor/ Division Chief to approve and sign the PTD-F3.	None	2 Days	<i>Chief SRS or Sup. SRS</i> Staff Room, PTD Building
	7.5 Photocopy the approved/ signed PTD-F3 for the Division/ Section.	None	5 Minutes	<i>Sup. SRS or Sr. SRS or SRS II or SRS I or SR Analyst</i> PTD Building
8. Receive the <i>Technical Service Report</i> (PTD-F3) from the assigned technical personnel via email or pick-up at	8.1 Issue the approved/ signed PTD-F3 to client.	None	5 Minutes	<i>Sup. SRS or Sr. SRS or SRS II or SRS I or SR Analyst</i> Reception Room, PTD Building





the Packaging Technology Division.	8.2 Make the client sign in the <i>Outgoing Documents</i> .	None	2 Minutes	<i>Sup. SRS or Sr. SRS or SRS II or SRS I or SR Analyst</i> Reception Room, PTD Building
9. Fill-out the <i>Customer Satisfaction Survey Form</i> (QMS-PTD-F2).	9.1 Provide the Customer Satisfaction Survey Form (QMS-PTD-F2) to the client.	None	10 Minutes	<i>Sup. SRS or Sr. SRS or SRS II or SRS I or SR Analyst</i> Reception Room, PTD Building
	9.2 Receive the duly accomplished QMS-PTD-F2.	None	1 Minute	<i>Sup. SRS or Sr. SRS or SRS II or SRS I or SR Analyst</i> Reception Room, PTD Building
<b>TOTAL:</b>		<b>Regular Rate: Php 19,930 Discounted Rate: Php15,944 + additional service fee for outsourced microbiological and chemical analyses</b>	<b>9 Days, 4 Hours, 10 Minutes + shelf-life test duration</b>	

Shelf-life testing of low-acid canned foods is qualified for multi-stage processing



## 24. Shelf-Life Testing of Perishable Foods

Service that determines the period of time that a food product will retain an acceptable level of eating quality in terms of safety and organoleptic attributes.

<b>Office or Division:</b>	Packaging Technology Division	
<b>Classification:</b>	Highly technical	
<b>Type of Transaction:</b>	G2C- Government to Citizen, G2B- Government to Business, G2G- Government to Government	
<b>Who may avail:</b>	All	
	<b>CHECKLIST OF REQUIREMENTS</b>	<b>WHERE TO SECURE</b>
	1) PTD Consultation Form, PTD-F1 (1 original copy for assigned technical personnel)	ITDI/ Packaging Technology Division (PTD) Building/ Reception Room
	2) PTD Quotation Form, PTD-F2 (1 original copy for client, 1 photocopy for assigned technical personnel)	ITDI/ Packaging Technology Division (PTD) Building/ Reception Room
	3) Request for Technical Service form, ITDI-F2 (1 original copy for assigned technical personnel)	ITDI/ Packaging Technology Division (PTD) Building/ Reception Room
	4) Order of payment (1 original copy for Accounting Section)	ITDI/ Metrology Building/ Financial Management Division (FMD)/ Accounting Section
	5) Official receipt (1 original copy for client, 1 photocopy for assigned technical personnel)	ITDI/ Metrology Building/ Administrative Division (ADM)/ Cashier Section
	6) Sample (number of samples will depend on volume/ weight of sample submitted and tests to be conducted)	Client
	7) Technical service report, PTD-F3 (1 original copy for client, 1 photocopy for assigned technical personnel)	ITDI/ Packaging Technology Division (PTD) Building/ Reception Room
	8) Customer Satisfaction Survey Form, QMS-PTD-F2 (1 original copy for assigned technical personnel)	ITDI/ Packaging Technology Division (PTD) Building/ Reception Room



CLIENT STEPS	AGENCY ACTION	FEE TO BE PAID	PROCESSING TIME	PERSON RESPONSIBLE
1. Inquiry (via telephone call, email, or walk-in).	1.1 Officer of the Day will accommodate the client on their inquiry.	None	2 Minutes	SRS I or SR Assistant Reception Room, PTD Building
	1.2 Officer of the Day will direct the client to appropriate technical personnel.	None	2 Minutes	SRS I or SR Assistant Reception Room, PTD Building
2. Fill-out and submit the <i>Consultation Form</i> (PTD-F1) to assigned technical personnel.	2.1 Provide the <i>Consultation Form</i> (PTD-F1) to client.	None	5 Minutes	Sup. SRS or Sr. SRS or SRS II or SRS I or SR Analyst Reception Room, PTD Building
3. Discuss the product/ packaging requirement to the assigned technical personnel.	3.1 Discuss the product/ packaging requirement of the client.	None	30 Minutes	Sup. SRS or Sr. SRS or SRS II or SRS I or SR Analyst Reception Room, PTD Building
	3.2 Prepare the experimental design and determine the number of product samples required to be submitted.	None	2 Days	Sup. SRS or Sr. SRS or SRS II or SRS I or SR Analyst Reception Room, PTD Building
	3.3 Prepare the <i>Quotation Form</i> (PTD-F2) for the client.	None	1 Hour	Sup. SRS or Sr. SRS or SRS II or SRS I or SR Analyst Reception Room, PTD



	3.4 Division Chief/ Supervisor to approve and sign PTD-F2.	None	1 Hour	Building <i>Chief SRS or Sup. SRS</i> Reception Room, PTD Building
	3.5 Photocopy the approved/ signed PTD-F2 for the division/ section.	None	5 Minutes	<i>Sup. SRS or Sr. SRS or SRS II or SRS I or SR Analyst</i> Reception Room, PTD Building
4. Acknowledge receipt of <i>Quotation Form</i> (PTD-F2) and inform assigned personnel the schedule of visit to PTD to pay for the fees and sample submission.	4.1 E-mail/ mail PTD-F2 to client.	None	5 Minutes	<i>Sup. SRS or Sr. SRS or SRS II or SRS I or SR Analyst</i> Reception Room, PTD Building
5. Fill-out and submit the <i>Request for Technical Service Form</i> (ITDI-F2).via Technical Services Information System (TSIS)	5.1 Discuss the filling out of ITDI-F2 to the client	None	10 minutes	<i>Sup. SRS or Sr. SRS or SRS II or SRS I or SR Analyst</i> Reception Room, PTD Building
	5.2 Review/check client entries in the ITDI-F2	None	16 minutes	<i>Sup. SRS or Sr. SRS or SRS II or SRS I or SR Analyst</i> Reception Room, PTD Building
	5.3 Fill-out the ITDI Section in	None	15 minutes	<i>Sup. SRS or Sr. SRS or</i>



	the ITDI-F2 and validate			<i>SRS II or SRS I or SR Analyst</i> Reception Room, PTD Building
	5.4 Give copies of ITDI-F2 to the client for signature.	None	1 minute	<i>Sup. SRS or Sr. SRS or SRS II or SRS I or SR Analyst</i> Reception Room, PTD Building
	5.5 Assigned technical personnel will sign ITDI-F2.	None	1 minute	<i>Sup. SRS or Sr. SRS or SRS II or SRS I or SR Analyst</i> Reception Room, PTD Building
	5.6 Division Chief/ OIC/ Section Head will sign ITDI-F2.	None	1 minute	<i>Chief SRS or Sup. SRS</i> Reception Room, PTD Building
6. Proceed to the Metrology Building and pay for the fees.	6.1 Processing of order of payment at Accounting Section.	None	3 minutes	<i>Administrative Assistant V, Accounting Section, FMD, Metrology Building</i>
	6.2 Issue official receipt (OR).	Regular Rate: Php 6,552 Discounted Rate: Php+ additional service fee for outsourced microbiological and chemical	5 minutes	<i>Administrative Officer V Cashier Section, ADM, Metrology Building</i>



		analyses		
7. Submit product samples to assigned technical personnel and sign in the <i>Customer-supplied property logbook</i> .	7.1 Receive the samples and have the client sign in the <i>Customer-supplied property logbook</i> .	None	10 Minutes	<i>Sup. SRS or Sr. SRS or SRS II or SRS I or SR Analyst Reception Room, PTD Building</i>
	7.2 Conduct the shelf-life testing service.	None	Product-dependent	<i>Sup. SRS or Sr. SRS or SRS II or SRS I or SR Analyst PTD R&amp;D Lab.</i>
	7.3 Prepare <i>Technical Service Report</i> (PTD-F3).	None	5 Days	<i>Sup. SRS or Sr. SRS or SRS II or SRS I or SR Analyst PTD R&amp;D Lab.</i>
	7.4 Supervisor/ Division Chief to approve and sign the PTD-F3.	None	2 Days	<i>Chief SRS or Sup. SRS Staff Room, PTD Building</i>
	7.5 Photocopy the approved/ signed PTD-F3 for the Division/ Section.	None	5 Minutes	<i>Sup. SRS or Sr. SRS or SRS II or SRS I or SR Analyst PTD Building</i>
8. Receive the <i>Technical Service Report</i> (PTD-F3) from the assigned technical personnel via email or pick-up at the Packaging Technology Division.	8.1 Issue the approved/ signed PTD-F3 to client.	None	5 Minutes	<i>Sup. SRS or Sr. SRS or SRS II or SRS I or SR Analyst Reception Room, PTD Building</i>
	8.2 Make the client sign in the <i>Outgoing Documents</i> .	None	2 Minutes	<i>Sup. SRS or Sr. SRS or SRS II or SRS I or SR Analyst</i>



				Reception Room, PTD Building
9. Fill-out the <i>Customer Satisfaction Survey Form</i> (QMS-PTD-F2).	9.1 Provide the Customer Satisfaction Survey Form (QMS-PTD-F2) to the client.	None	10 Minutes	<i>Sup. SRS or Sr. SRS or SRS II or SRS I or SR Analyst</i> Reception Room, PTD Building
	9.2 Receive the duly accomplished QMS-PTD-F2.	None	1 Minute	<i>Sup. SRS or Sr. SRS or SRS II or SRS I or SR Analyst</i> Reception Room, PTD
<b>TOTAL:</b>		<b>Regular Rate: Php 6,552 Discounted Rate: Php 5,242 + additional service fee for outsourced microbiological and chemical analyses</b>	<b>9 Days, 4 Hours, 10 Minutes + shelf-life test duration</b>	

Shelf-life testing of perishable foods is qualified for multi-stage processing.



## 25. Short-Run Production of Boxes and Gift Packs (50 Pieces Maximum)

Client provided soft copy of existing label design for printing of mock-up labels.

<b>Office or Division:</b>	PTD	
<b>Classification:</b>	Highly Technical	
<b>Type of Transaction:</b>	G2C- Government to Citizen, G2B- Government to Business, G2G- Government to Government	
<b>Who may avail:</b>	All	
	<b>CHECKLIST OF REQUIREMENTS</b>	<b>WHERE TO SECURE</b>
	1) PTD Consultation Form, PTD-F1 (1 original copy for assigned technical personnel)	ITDI/ Packaging Technology Division (PTD) Building/ Reception Room
	2) Packaging Design Brief, PTD-F4 (1 original copy for assigned technical personnel)	ITDI/ Packaging Technology Division (PTD) Building/ Reception Room
	3) Request for Technical Service form, ITDI-F2 (1 original copy for assigned technical personnel)	ITDI/ Packaging Technology Division (PTD) Building/ Reception Room
	4) Order of payment (1 original copy for Accounting Section)	ITDI/ Metrology Building/ Financial Management Division (FMD)/ Accounting Section
	5) Official receipt (1 original copy for client, 1 photocopy for assigned technical personnel)	ITDI/ Metrology Building/ Administrative Division (ADM)/ Cashier Section
	6) Soft copy of the design	Client
	7) Customer Satisfaction Survey Form, QMS-PTD-F2 (1 original or e-mailed copy for assigned technical personnel)	ITDI/ Packaging Technology Division (PTD) Building/ Reception Room





CLIENT STEPS	AGENCY ACTION	FEES TO BE PAID	PROCESSING TIME	PERSON RESPONSIBLE
1. Inquiry (via telephone call, email, or walk-in).	1.1 Officer of the Day will accommodate the client on their inquiry.	None	2 Minutes	SRS I or SR Assistant Reception Room, PTD Building
	1.2 Officer of the Day will direct the client to appropriate technical personnel.	None	2 Minutes	SRS I or SR Assistant Reception Room, PTD Building
2. Fill-out and submit the <i>Consultation Form</i> (PTD-F1) and <i>Packaging Design Brief</i> (PTD-F4) to assigned technical personnel.	2.1 Provide the <i>Consultation Form</i> (PTD-F1) and <i>Packaging Design Brief</i> (PTD-F4) to client.	None	15 Minutes	Sup. SRS or Sr. SRS or SRS II or SRS I or SR Analyst Reception Room, PTD Building
3. Discuss the label design requirement of the product to the assigned technical personnel.	3.1 Discuss the label design requirement of the client.	None	30 Minutes	Sup. SRS or Sr. SRS or SRS II or SRS I or SR Analyst Reception Room, PTD Building
4. Fill-out and submit the <i>Request for Technical Service Form</i> (ITDI-F2).via Technical Services Information System (TSIS)	4.1 Discuss the filling out of ITDI-F2 to the client	None	10 minutes	Sup. SRS or Sr. SRS or SRS II or SRS I or SR Analyst Reception Room, PTD Building
	4.2 Review/check client entries in the ITDI-F2	None	16 minutes	Sup. SRS or Sr. SRS or SRS II or SRS I or SR Analyst Reception Room, PTD Building



	4.3 Fill-out the ITDI Section in the ITDI-F2 and validate	None	15 minutes	<i>Sup. SRS or Sr. SRS or SRS II or SRS I or SR Analyst</i> Reception Room, PTD Building
	4.4 Give copies of ITDI-F2 to the client for signature.	None	1 minute	<i>Sup. SRS or Sr. SRS or SRS II or SRS I or SR Analyst</i> Reception Room, PTD Building
	4.5 Assigned technical personnel will sign ITDI-F2.	None	1 minute	<i>Sup. SRS or Sr. SRS or SRS II or SRS I or SR Analyst</i> Reception Room, PTD Building
	4.6 Division Chief/ OIC/ Section Head will sign ITDI-F2.	None	1 minute	<i>Chief SRS or Sup. SRS</i> Reception Room, PTD Building
5. Proceed to the Metrology Building and pay for the fees.	5.1 Processing of order of payment at Accounting Section.	None	3 minutes	<i>Administrative Assistant V, Accounting Section, FMD, Metrology Building</i>
	5.2 Issue official receipt (OR).	Regular Rate: Php 489 per Hour Discounted Rate: Php 391 per Hour	5 minutes	<i>Administrative Officer V Cashier Section, ADM, Metrology Building</i>
6. Submit soft copy of the box/ gift pack's	6.1 Receive the soft copy of the box/ gift pack's design.	None	10 Minutes	<i>Sr. SRS or SRS II or SRS I or SR Analyst</i>



design to the assigned technical personnel.	6.2 Prepare sample proofing of the box/ gift pack based on the design provided by the customer.	None	1 Day	Reception Room, PTD Building  <i>Sr. SRS or SRS II or SRS I or SR Analyst</i> Design Room, PTD Building
7. Acknowledge acceptance and provide feedback/ signify approval of the mock-up box/ gift pack	7.1. Send-out sample proofing of the box/ gift pack to the customer	None	5 Minutes	<i>Sr. SRS or SRS II or SRS I or SR Analyst</i> Design Room, PTD Building
	7.2 Re-do the box/ gift pack based on the feedback of the client and/ or acknowledge approval of the client.	None	1 Day	<i>Sr. SRS or SRS II or SRS I or SR Analyst</i> Design Room, PTD Building
	7.3. Print the actual job order for production, which may include lamination, packing and cutting.	None	5 Days	<i>Sr. SRS or SRS II or SRS I or SR Analyst</i> Design Room, PTD Building
8. Pick- up the finished products at PTD.	8.1 Inform the client that the products are ready for pickup.	None	5 Minutes	<i>Sr. SRS or SRS II or SRS I or SR Analyst</i> Reception Room, PTD Building
	8.2. Release the finished products to the client.	None	10 Minutes	<i>Sr. SRS or SRS II or SRS I or SR Analyst</i> Reception Room, PTD Building
9. Fill-out the Customer	9.1 Provide the Customer	None	10 Minutes	<i>Sr. SRS or SRS II or</i>



Satisfaction Survey Form (QMS-PTD-F2).	Satisfaction Survey Form (QMS-PTD-F2) to the client.  9.2 Receive the duly accomplished Customer Satisfaction Survey Form (QMS-PTD-F2).	None	1 Minute	<i>SRS I or SR Analyst</i> Reception Room, PTD Building  <i>Sr. SRS or SRS II or SRS I or SR Analyst</i> Reception Room, PTD Building
<b>TOTAL:</b>		<b>Regular Rate: Php 489 per Hour Discounted Rate: Php 391 per Hour</b>	<b>7 Days, 2 Hours, 22 Minutes</b>	

Short-run production of boxes and gift packs is qualified for multi-stage processing.



## 26. Technical Supervision/Evaluation for In-plant Production

Heat distribution test is a service offered by the PTD that identifies the zone within a retort (or any chamber) which receives the lowest temperature during thermal processing.

<b>Office or Division:</b>	Packaging Technology Division	
<b>Classification:</b>	Highly technical	
<b>Type of Transaction:</b>	G2C- Government to Citizen, G2B- Government to Business, G2G- Government to Government	
<b>Who may avail:</b>	All	
	<b>CHECKLIST OF REQUIREMENTS</b>	<b>WHERE TO SECURE</b>
	1) PTD Consultation Form, PTD-F1 (1 original copy for assigned technical personnel)	ITDI/ Packaging Technology Division (PTD) Building/ Reception Room
	2) PTD Quotation Form, PTD-F2 (1 original copy for client, 1 photocopy for assigned technical personnel)	ITDI/ Packaging Technology Division (PTD) Building/ Reception Room
	3) Request for Technical Service form, ITDI-F2 (1 original copy for assigned technical personnel)	ITDI/ Packaging Technology Division (PTD) Building/ Reception Room
	4) Order of payment (1 original copy for Accounting Section)	ITDI/ Metrology Building/ Financial Management Division (FMD)/ Accounting Section
	5) Official receipt (1 original copy for client, 1 photocopy for assigned technical personnel)	ITDI/ Metrology Building/ Administrative Division (ADM)/ Cashier Section
	6) Equipment to be tested	Client
	7) Technical service report, PTD-F3 (1 original copy for client, 1 photocopy for assigned technical personnel)	ITDI/ Packaging Technology Division (PTD) Building/ Reception Room
	8) Customer Satisfaction Survey Form, QMS-PTD-F2 (1 original copy for assigned technical personnel)	ITDI/ Packaging Technology Division (PTD) Building/ Reception Room



CLIENT STEPS	AGENCY ACTION	FEES TO BE PAID	PROCESSING TIME	PERSON RESPONSIBLE
1. Inquiry (via telephone call, email, or walk-in).	1.1 Officer of the Day will accommodate the client on their inquiry.	None	2 Minutes	SRS I or SR Assistant Reception Room, PTD Building
	1.2 Officer of the Day will direct the client to appropriate technical personnel.	None	2 Minutes	SRS I or SR Assistant Reception Room, PTD Building
2. Fill-out and submit the <i>Consultation Form</i> (PTD-F1) to assigned technical personnel.	2.1 Provide the <i>Consultation Form</i> (PTD-F1) to client.	None	5 Minutes	Sup. SRS or Sr. SRS Reception Room, PTD Building
3. Discuss the product/ process/ packaging equipment requirement to the assigned technical personnel	3.1 Discuss the product/ process/ packaging equipment requirement of the client and PTD's availability to conduct the service	None	30 Minutes	Sup. SRS or Sr. SRS Reception Room, PTD Building
	3.2 Prepare the <i>Quotation Form</i> (PTD-F2) for the client.	None	30 Minutes	Sup. SRS or Sr. SRS Reception Room, PTD Building
	3.3 Division Chief/ Supervisor to approve and sign PTD-F2.	None	1 Hour	Chief SRS or Sup. SRS Staff Room, PTD Building
	3.3 Photocopy the approved/ signed PTD-F2 for the division/ section.	None	5 Minutes	Sup. SRS or Sr. SRS



				Reception Room, PTD Building
4. Acknowledge receipt of <i>Quotation Form</i> (PTD-F2) and inform assigned technical personnel the schedule of visit to PTD to pay for the fees.	4.1 Email/ mail PTD-F2 Quotation Form to client.	None	5 Minutes	<i>Sup. SRS or Sr. SRS</i> Reception Room, PTD Building
5. Fill-out and submit the <i>Request for Technical Service Form</i> (ITDI-F2).via Technical Services Information System (TSIS)	5.1 Discuss the filling out of ITDI-F2 to the client	None	10 minutes	<i>Sup. SRS or Sr. SRS or SRS II or SRS I or SR Analyst</i> Reception Room, PTD Building
	5.2 Review/check client entries in the ITDI-F2	None	16 minutes	<i>Sup. SRS or Sr. SRS or SRS II or SRS I or SR Analyst</i> Reception Room, PTD Building
	5.3 Fill-out the ITDI Section in the ITDI-F2 and validate	None	15 minutes	<i>Sup. SRS or Sr. SRS or SRS II or SRS I or SR Analyst</i> Reception Room, PTD Building
	5.4 Give copies of ITDI-F2 to the client for signature.	None	1 minute	<i>Sup. SRS or Sr. SRS or SRS II or SRS I or SR Analyst</i> Reception Room, PTD Building



	5.5 Assigned technical personnel will sign ITDI-F2.	None	1 minute	<i>Sup. SRS or Sr. SRS or SRS II or SRS I or SR Analyst</i> Reception Room, PTD Building
	5.6 Division Chief/ OIC/ Section Head will sign ITDI-F2.	None	1 minute	<i>Chief SRS or Sup. SRS</i> Reception Room, PTD Building
6. Proceed to the Metrology Building and pay for the fees.	6.1 Processing of order of payment at Accounting Section.	None	3 minutes	<i>Administrative Assistant V, Accounting Section, FMD, Metrology Building</i>
	6.2 Issue official receipt (OR).	Regular Rate: Php 8,698 Discounted Rate: Php 6,958 + additional Php 2,280 per trial if needed for verification	5 minutes	<i>Administrative Officer V Cashier Section, ADM, Metrology Building</i>
7. Prepare raw materials/product samples for testing.	7.1 Travel to client's plant location for equipment verification.	Shouldered by client	2 Days	<i>Sup. SRS or Sr. SRS or Science Aide</i> Client's location
	7.2 Perform HDT trials.	None	2 Days	<i>Sup. SRS or Sr. SRS</i> Client's location
	7.3 Prepare the Technical Service Report (PTD-F3).	None	5 Days	<i>Sup. SRS or Sr. SRS</i> Staff Room,





	7.4 Supervisor/ Division Chief to approve and sign the Technical Service Report (PTD-F3).	None	2 Days	PTD Building <i>Chief SRS or Sup. SRS</i> Staff Room, PTD Building
	7.5 Photocopy the approved/ signed Technical Service Report for the Division/ Section.	None	5 Minutes	<i>Sup. SRS or Sr. SRS</i> Staff Room, PTD Building
8. Receive the Technical Service Report (PTD-F3) from the assigned technical personnel via email or pick-up at the Packaging Technology Division.	8.1 Issue the approved/ signed Technical Service Report (PTD-F3) to client.	None	10 Minutes	<i>Sup. SRS or Sr. SRS</i> Staff Room, PTD Building
	8.2 Make the client sign in the <i>Outgoing Documents logbook</i> .	None	2 Minutes	<i>Sup. SRS or Sr. SRS</i> Staff Room, PTD Building
9. Fill-out the Customer Satisfaction Survey Form (QMS-PTD-F2)	9.1 Provide the Customer Satisfaction Survey Form (QMS-PTD-F2) to the client.	None	10 Minutes	<i>Sup. SRS or Sr. SRS</i> Staff Room, PTD Building
	8.2 Receive the duly accomplished Customer Satisfaction Survey Form (QMS-PTD-F2)	None	1 Minute	<i>Sup. SRS or Sr. SRS</i> Staff Room, PTD Building



<b>TOTAL:</b>	<b>Regular Rate: Php 8,698 Discounted Rate: Php 6,958 + additional Php 2,280 per trial if needed for verification</b>	<b>11 Days, 3 Hours, 40 Minutes</b>	
---------------	---	---	--



## 27. Tensile and Peel Testing Using UTM

Tensile test is used to determine the maximum strength or load that a material can withstand.

<b>Office or Division:</b>	Packaging Technology Division	
<b>Classification:</b>	Simple	
<b>Type of Transaction:</b>	G2C- Government to Citizen, G2B- Government to Business, G2G- Government to Government	
<b>Who may avail:</b>	All	
	<b>CHECKLIST OF REQUIREMENTS</b>	<b>WHERE TO SECURE</b>
	1) PTD Consultation Form, PTD-F1 (1 original copy for assigned technical personnel)	ITDI/ Packaging Technology Division (PTD) Building/ Reception Room
	2) Request for Technical Service form, ITDI-F2 (1 original copy for assigned technical personnel/section/division concerned)	ITDI/ Packaging Technology Division (PTD) Building/ Reception Room
	3) Order of payment (1 original copy for Accounting Section)	ITDI/ Metrology Building/ Financial Management Division (FMD)/ Accounting Section
	4) Official receipt (1 original copy for client, 1 photocopy for assigned technical personnel)	ITDI/ Metrology Building/ Administrative Division (ADM)/ Cashier Section
	5) Sample (20 pcs of the material to be tested)	Client
	6) Technical service report, PTD-F3 (1 original copy for client, 1 photocopy for assigned technical personnel)	ITDI/ Packaging Technology Division (PTD) Building/ Reception Room
	7) Customer Satisfaction Survey Form, QMS-PTD-F2 (1 original copy for assigned technical personnel)	ITDI/ Packaging Technology Division (PTD) Building/ Reception Room



CLIENT STEPS	AGENCY ACTION	FEES TO BE PAID	PROCESSING TIME	PERSON RESPONSIBLE
1. Inquiry (via telephone call, email, or walk-in).	1.1 Officer of the Day will accommodate the client on their inquiry.	None	2 Minutes	SRS I or SR Assistant Reception Room, PTD Building
	1.2 Officer of the Day will direct the client to appropriate technical personnel.	None	2 Minutes	SRS I or SR Assistant Reception Room, PTD Building
2. Fill-out and submit the <i>Consultation Form</i> (PTD-F1) to assigned technical personnel.	2.1 Provide the <i>Consultation Form</i> (PTD-F1) to client.	None	5 Minutes	Sr. SRS or SRS II Reception Room, PTD Building
3. Discuss the testing requirement to the assigned technical personnel.	3.1 Discuss the testing requirement of the client and inform client on when to submit samples for testing.	None	30 Minutes	Sr. SRS or SRS II Reception Room, PTD Building
4. Fill-out and submit the <i>Request for Technical Service Form</i> (ITDI-F2).via Technical Services Information System (TSIS)	4.1 Discuss the filling out of ITDI-F2 to the client	None	10 minutes	Sup. SRS or Sr. SRS or SRS II or SRS I or SR Analyst Reception Room, PTD Building
	4.2 Review/check client entries in the ITDI-F2	None	16 minutes	Sup. SRS or Sr. SRS or SRS II or SRS I or SR Analyst Reception Room, PTD Building
	4.3 Fill-out the ITDI Section in the ITDI-F2 and validate	None	15 minutes	Sup. SRS or Sr. SRS or SRS II or SRS I or SR Analyst



	4.4 Give copies of ITDI-F2 to the client for signature.	None	1 minute	Reception Room, PTD Building <i>Sup. SRS or Sr. SRS or SRS II or SRS I or SR Analyst</i> Reception Room, PTD Building
	4.5 Assigned technical personnel will sign ITDI-F2.	None	1 minute	<i>Sup. SRS or Sr. SRS or SRS II or SRS I or SR Analyst</i> Reception Room, PTD Building
	4.6 Division Chief/ OIC/ Section Head will sign ITDI-F2.	None	1 minute	<i>Chief SRS or Sup. SRS</i> Reception Room, PTD Building
5. Proceed to the Metrology Building and pay for the fees.	5.1 Processing of order of payment at Accounting Section.	None	3 minutes	<i>Administrative Assistant V, Accounting Section, FMD, Metrology Building</i>
	5.2 Issue official receipt (OR).	Regular Rate: Php 2,410 Discounted Rate: Php 1,928	5 minutes	<i>Administrative Officer V Cashier Section, ADM, Metrology Building</i>
6. Submit product samples to assigned technical personnel and sign in the <i>Customer-supplied</i>	6.1 Receive the samples and have the client sign in the <i>Customer-supplied property logbook.</i>	None	10 Minutes	<i>Sr. SRS or SRS II</i> Reception Room, PTD Building



<i>property logbook.</i>	6.2 Conduct the testing service.	None	1 Day	Sr. SRS or SRS II Testing Lab., PTD Building
	6.3 Prepare the <i>Technical Service Report</i> (PTD-F3).	None	1 Day	Sr. SRS or SRS II Staff Room, PTD Building
	6.4 Supervisor/ Division Chief will approve and sign the PTD-F3.	None	30 Minutes	Chief SRS or Sup. SRS Staff Room, PTD Building
	6.5 Photocopy the approved/ signed PTD-F3 for the Division/ Section.	None	5 Minutes	Sr. SRS or SRS II Staff Room, PTD Building
7. Receive the <i>Technical Service Report</i> (PTD-F3) from the assigned technical personnel via email or pick-up at the Packaging Technology Division.	7.1 Issue the approved/ signed PTD-F3 to client.	None	5 Minutes	Sr. SRS or SRS II Staff Room, PTD Building
	7.2 Make the client sign in the <i>Outgoing Documents</i> .	None	2 Minutes	Sr. SRS or SRS II Staff Room, PTD Building
8. Fill-out the <i>Customer Satisfaction Survey Form</i> (QMS-PTD-F2).	8.1 Provide the Customer Satisfaction Survey Form (QMS-PTD-F2) to the client.	None	10 Minutes	Sr. SRS or SRS II Staff Room, PTD Building



	8.2Receive the duly accomplished QMS-PTD-F2.	None	1 Minute	<i>Sr. SRS or SRS II Staff Room, PTD Building</i>
<b>TOTAL:</b>		<b>Regular Rate: Php 2,410 Discounted Rate: Php 1,928</b>	<b>2 Days, 2 Hours, 35 Minutes</b>	



## 28. Texture Analysis

Instrument used to analyze product texture.

<b>Office or Division:</b>	Packaging Technology Division	
<b>Classification:</b>	Simple	
<b>Type of Transaction:</b>	G2C- Government to Citizen, G2B- Government to Business, G2G- Government to Government	
<b>Who may avail:</b>	All	
	<b>CHECKLIST OF REQUIREMENTS</b>	<b>WHERE TO SECURE</b>
	1) PTD Consultation Form, PTD-F1 (1 original copy for assigned technical personnel)	ITDI/ Packaging Technology Division (PTD) Building/ Reception Room
	2) Request for Technical Service form, ITDI-F2 (1 original copy for assigned technical personnel/section/division concerned)	ITDI/ Packaging Technology Division (PTD) Building/ Reception Room
	3) Order of payment (1 original copy for Accounting Section)	ITDI/ Metrology Building/ Financial Management Division (FMD)/ Accounting Section
	4) Official receipt (1 original copy for client, 1 photocopy for assigned technical personnel)	ITDI/ Metrology Building/ Administrative Division (ADM)/ Cashier Section
	5) Sample (20 pcs of the material to be tested)	Client
	6) Technical service report, PTD-F3 (1 original copy for client, 1 photocopy for assigned technical personnel)	ITDI/ Packaging Technology Division (PTD) Building/ Reception Room
	7) Customer Satisfaction Survey Form, QMS-PTD-F2 (1 original copy for assigned technical personnel)	ITDI/ Packaging Technology Division (PTD) Building/ Reception Room





CLIENT STEPS	AGENCY ACTION	FEES TO BE PAID	PROCESSING TIME	PERSON RESPONSIBLE
1. Inquiry (via telephone call, email, or walk-in).	1.1 Officer of the Day will accommodate the client on their inquiry.	None	2 Minutes	SRS I or SR Assistant Reception Room, PTD Building
	1.2 Officer of the Day will direct the client to appropriate technical personnel.	None	2 Minutes	SRS I or SR Assistant Reception Room, PTD Building
2. Fill-out and submit the <i>Consultation Form</i> (PTD-F1) to assigned technical personnel.	2.1 Provide the <i>Consultation Form</i> (PTD-F1) to client.	None	5 Minutes	Sr. SRS or SRS II Reception Room, PTD Building
3. Discuss the testing requirement to the assigned technical personnel.	3.1 Discuss the testing requirement of the client and inform client on when to submit samples for testing.	None	30 Minutes	Sr. SRS or SRS II Reception Room, PTD Building
4. Fill-out and submit the <i>Request for Technical Service Form</i> (ITDI-F2).via Technical Services Information System (TSIS)	4.1 Discuss the filling out of ITDI-F2 to the client	None	10 minutes	Sup. SRS or Sr. SRS or SRS II or SRS I or SR Analyst Reception Room, PTD Building
	4.2 Review/check client entries in the ITDI-F2	None	16 minutes	Sup. SRS or Sr. SRS or SRS II or SRS I or SR Analyst Reception Room, PTD Building
	4.3 Fill-out the ITDI Section in	None	15 minutes	Sup. SRS or Sr. SRS or



	the ITDI-F2 and validate			<i>SRS II or SRS I or SR Analyst</i> Reception Room, PTD Building
	4.4 Give copies of ITDI-F2 to the client for signature.	None	1 minute	<i>Sup. SRS or Sr. SRS or SRS II or SRS I or SR Analyst</i> Reception Room, PTD Building
	4.5 Assigned technical personnel will sign ITDI-F2.	None	1 minute	<i>Sup. SRS or Sr. SRS or SRS II or SRS I or SR Analyst</i> Reception Room, PTD Building
	4.6 Division Chief/ OIC/ Section Head will sign ITDI-F2.	None	1 minute	<i>Chief SRS or Sup. SRS</i> Reception Room, PTD Building
5. Proceed to the Metrology Building and pay for the fees.	5.1 Processing of order of payment at Accounting Section.	None	3 minutes	<i>Administrative Assistant V, Accounting Section, FMD, Metrology Building</i>
	5.2 Issue official receipt (OR).	Regular Rate: Php 2,573 Discounted Rate: Php 2,058	5 minutes	<i>Administrative Officer V Cashier Section, ADM, Metrology Building</i>
6. Submit product samples to assigned technical personnel and sign in the	6.1 Receive the samples and have the client sign in the <i>Customer-supplied property logbook.</i>	None	10 Minutes	<i>Sr. SRS or SRS II</i> Reception Room, PTD Building



<i>Customer-supplied property logbook.</i>	6.2 Conduct the testing service.	None	1 Day	Sr. SRS or SRS II Testing Lab., PTD Building
	6.3 Prepare the <i>Technical Service Report</i> (PTD-F3).	None	1 Day	Sr. SRS or SRS II Staff Room, PTD Building
	6.3 Supervisor/ Division Chief will approve and sign the PTD-F3.	None	30 Minutes	Chief SRS or Sup. SRS Staff Room, PTD Building
	6.4 Photocopy the approved/ signed PTD-F3 for the Division/ Section.	None	5 Minutes	Sr. SRS or SRS II Staff Room, PTD Building
7. Receive the <i>Technical Service Report</i> (PTD-F3) from the assigned technical personnel via email or pick-up at the Packaging Technology Division.	7.1 Issue the approved/ signed PTD-F3 to client.	None	5 Minutes	Sr. SRS or SRS II Staff Room, PTD Building
	7.2 Make the client sign in the <i>Outgoing Documents</i> .	None	2 Minutes	Sr. SRS or SRS II Staff Room, PTD Building
8. Fill-out the <i>Customer Satisfaction Survey Form</i> (QMS-PTD-F2).	8.1 Provide the Customer Satisfaction Survey Form (QMS-PTD-F2) to the client.	None	10 Minutes	Sr. SRS or SRS II Staff Room, PTD Building



	8.2Receive the duly accomplished QMS-PTD-F2.	None	1 Minute	<i>Sr. SRS or SRS II</i> Staff Room, PTD Building
<b>TOTAL:</b>		<b>Regular Rate: Php 2,573 Discounted Rate: Php 2,058</b>	<b>2 Days, 2 Hours, 35 Minutes</b>	



## 29. Training of Designer

Service provided to customer who requests training for label design development using adobe illustrator and application of information base on Mandatory labelling requirements.

<b>Office or Division:</b>	Packaging Technology Division	
<b>Classification:</b>	Highly technical	
<b>Type of Transaction:</b>	G2C- Government to Citizen, G2B- Government to Business, G2G- Government to Government	
<b>Who may avail:</b>	All	
	<b>CHECKLIST OF REQUIREMENTS</b>	<b>WHERE TO SECURE</b>
	1) PTD Consultation Form, PTD-F1 (1 original copy for assigned technical personnel)	ITDI/ Packaging Technology Division (PTD) Building/ Reception Room
	2) PTD Quotation Form, PTD-F2 (1 original copy for client, 1 photocopy for assigned technical personnel)	ITDI/ Packaging Technology Division (PTD) Building/ Reception Room
	3) Request for Technical Service form, ITDI-F2 (1 original copy for assigned technical personnel)	ITDI/ Packaging Technology Division (PTD) Building/ Reception Room
	4) Order of payment (1 original copy for Accounting Section)	ITDI/ Metrology Building/ Financial Management Division (FMD)/ Accounting Section
	5) Official receipt (1 original copy for client, 1 photocopy for assigned technical personnel)	ITDI/ Metrology Building/ Administrative Division (ADM)/ Cashier Section
	6) Training hand-outs	ITDI/ Packaging Technology Division (PTD) Building/ Reception Room
	7) Certificate of training	ITDI/ Packaging Technology Division (PTD) Building/ Reception Room
	8) Customer Satisfaction Survey Form, QMS-PTD-F2 (1 original copy for assigned technical personnel)	ITDI/ Packaging Technology Division (PTD) Building/ Reception Room



CLIENT STEPS	AGENCY ACTION	FEES TO BE PAID	PROCESSING TIME	PERSON RESPONSIBLE
1. Inquiry (via telephone call, email, or walk-in).	1.1 Officer of the Day will accommodate the client on their inquiry.	None	2 Minutes	SRS I or SR Assistant Reception Room, PTD Building
	1.2 Officer of the Day will direct the client to appropriate technical personnel.	None	2 Minutes	SRS I or SR Assistant Reception Room, PTD Building
2. Fill-out and submit the <i>Consultation Form</i> (PTD-F1) to assigned technical personnel.	2.1 Provide the <i>Consultation Form</i> (PTD-F1) to client.	None	5 Minutes	Sup. SRS or Sr. SRS or SRS II or SRS I or SR Analyst Reception Room, PTD Building
3. Discuss training requirement to the assigned technical personnel.	3.1 Discuss the training requirement of the client.	None	30 Minutes	Sup. SRS or Sr. SRS or SRS II or SRS I or SR Analyst Reception Room, PTD Building
4. Fill-out and submit the <i>Request for Technical Service Form</i> (ITDI-F2).via Technical Services Information System (TSIS)	4.1 Discuss the filling out of ITDI-F2 to the client	None	10 minutes	Sup. SRS or Sr. SRS or SRS II or SRS I or SR Analyst Reception Room, PTD Building
	4.2 Review/check client entries in the ITDI-F2	None	16 minutes	Sup. SRS or Sr. SRS or SRS II or SRS I or SR Analyst Reception Room, PTD Building



	4.3 Fill-out the ITDI Section in the ITDI-F2 and validate	None	15 minutes	<i>Sup. SRS or Sr. SRS or SRS II or SRS I or SR Analyst</i> Reception Room, PTD Building
	4.4 Give copies of ITDI-F2 to the client for signature.	None	1 minute	<i>Sup. SRS or Sr. SRS or SRS II or SRS I or SR Analyst</i> Reception Room, PTD Building
	4.5 Assigned technical personnel will sign ITDI-F2.	None	1 minute	<i>Sup. SRS or Sr. SRS or SRS II or SRS I or SR Analyst</i> Reception Room, PTD Building
	4.6 Division Chief/ OIC/ Section Head will sign ITDI-F2.	None	1 minute	<i>Chief SRS or Sup. SRS</i> Reception Room, PTD Building
5. Proceed to the Metrology Building and pay for the fees.	5.1 Processing of order of payment at Accounting Section.	None	3 minutes	<i>Administrative Assistant V, Accounting Section, FMD, Metrology Building</i>
	5.2 Issue official receipt (OR).	Training Fee – Php9,816 (minimum of 5 persons per training)	5 minutes	<i>Administrative Officer V Cashier Section, ADM, Metrology Building</i>
6. Acknowledge acceptance of	6.1 Prepare schedule and program of training.	None	5 Days	<i>Sup. SRS or Sr. SRS or SRS II or SRS I or SR</i>



schedule of training.				<i>Analyst</i> Reception Room, PTD Building
7. Attendance to the training.	7.1 PTD to deliver lecture and hands-on training on label design.	None	14 Days	<i>Sup. SRS or Sr. SRS or SRS II or SRS I or SR Analyst</i> Design Room, PTD Building
8. Fill-out the <i>Customer Satisfaction Survey Form</i> (QMS-PTD-F2).	8.1 Provide the Customer Satisfaction Survey Form (QMS-PTD-F2) to the client.	None	10 Minutes	<i>Sup. SRS or Sr. SRS or SRS II or SRS I or SR Analyst</i> Reception Room, PTD Building
	8.2 Receive the duly accomplished QMS-PTD-F2.	None	1 Minute	<i>Sup. SRS or Sr. SRS or SRS II or SRS I or SR Analyst</i> Reception Room, PTD Building
<b>TOTAL:</b>		<b>Php 49,080 for 5 pax</b>	<b>19 Days, 1 Hour, 42 Minutes</b>	

Training of designer is qualified for multi-stage processing





### 30. Use of Continuous Band Sealer

A service that allows the use of PTD's Continuous Band Sealer for a limited period of time.

<b>Office or Division:</b>	Packaging Technology Division			
<b>Classification:</b>	Simple			
<b>Type of Transaction:</b>	G2C- Government to Citizen, G2B- Government to Business, G2G- Government to Government			
<b>Who may avail:</b>	All			
<b>CHECKLIST OF REQUIREMENTS</b>		<b>WHERE TO SECURE</b>		
1) PTD Consultation Form, PTD-F1 (1 original copy for assigned technical personnel)		ITDI/ Packaging Technology Division (PTD) Building/ Reception Room		
2) Request for Technical Service form, ITDI-F2 (1 original copy for assigned technical personnel/section/division concerned)		ITDI/ Packaging Technology Division (PTD) Building/ Reception Room		
3) Order of payment (1 original copy for Accounting Section)		ITDI/ Metrology Building/ Financial Management Division (FMD)/ Accounting Section		
4) Official receipt (1 original copy for client, 1 photocopy for assigned technical personnel)		ITDI/ Metrology Building/ Administrative Division (ADM)/ Cashier Section		
5) Product for packing/ sealing		Client		
6) Customer Satisfaction Survey Form, QMS-PTD-F2 (1 original copy for assigned technical personnel)		ITDI/ Packaging Technology Division (PTD) Building/ Reception Room		
<b>CLIENT STEPS</b>	<b>AGENCY ACTION</b>	<b>FEES TO BE PAID</b>	<b>PROCESSING TIME</b>	<b>PERSON RESPONSIBLE</b>
1. Inquiry (via telephone call, email, or walk-in).	1.1 Officer of the Day will accommodate the client on their inquiry.	None	2 Minutes	SRS / or SR Assistant Reception Room, PTD Building



	1.2 Officer of the Day will direct the client to appropriate technical personnel.	None	2 Minutes	<i>SRS I or SR Assistant</i> Reception Room, PTD Building
2. Fill-out and submit the <i>Consultation Form</i> (PTD-F1) to assigned technical personnel.	2.1 Provide the <i>Consultation Form</i> (PTD-F1) to client.	None	5 Minutes	<i>Sr. SRS or SRS II</i> Reception Room, PTD Building
3. Discuss the product/ package requirement to the assigned technical personnel.	3.1 Discuss the product/ package requirement of the client and inform the client of PTD's availability to conduct the service.	None	30 Minutes	<i>Sr. SRS or SRS II</i> Reception Room, PTD Building
4. Fill-out and submit the <i>Request for Technical Service Form</i> (ITDI-F2).via Technical Services Information System (TSIS)	4.1 Discuss the filling out of ITDI-F2 to the client	None	10 minutes	<i>Sup. SRS or Sr. SRS or SRS II or SRS I or SR Analyst</i> Reception Room, PTD Building
	4.2 Review/check client entries in the ITDI-F2	None	16 minutes	<i>Sup. SRS or Sr. SRS or SRS II or SRS I or SR Analyst</i> Reception Room, PTD Building
	4.3 Fill-out the ITDI Section in the ITDI-F2 and validate	None	15 minutes	<i>Sup. SRS or Sr. SRS or SRS II or SRS I or SR Analyst</i> Reception Room, PTD Building



	4.4 Give copies of ITDI-F2 to the client for signature.	None	1 minute	<i>Sup. SRS or Sr. SRS or SRS II or SRS I or SR Analyst</i> Reception Room, PTD Building
	4.5 Assigned technical personnel will sign ITDI-F2.	None	1 minute	<i>Sup. SRS or Sr. SRS or SRS II or SRS I or SR Analyst</i> Reception Room, PTD Building
	4.6 Division Chief/ OIC/ Section Head will sign ITDI-F2.	None	1 minute	<i>Chief SRS or Sup. SRS</i> Reception Room, PTD Building
5. Proceed to the Metrology Building and pay for the fees.	5.1 Processing of order of payment at Accounting Section.	None	3 minutes	<i>Administrative Assistant V, Accounting Section, FMD, Metrology Building</i>
	5.2 Issue official receipt (OR).	Regular Rate: Php 327 per Hour Discounted Rate: Php 262 per Hour	5 minutes	<i>Administrative Officer V Cashier Section, ADM, Metrology Building</i>
6. Submit product to be packed/ sealed to assigned technical personnel and sign in the <i>Customer-supplied property logbook</i> .	6.1 Receive the product to be packed/ sealed and have the client sign in the <i>Customer-supplied property logbook</i> .	None	10 Minutes	<i>Sr. SRS or SRS II</i> Reception Room, PTD Building
	5.2 Prepare the equipment and corresponding			



	accessories.	None	15 Minutes	Sr. SRS or SRS II or SRA or SA Packing Room, PTD Building
	5.3 Perform the packing/ sealing operation.	None	1 Hour	Sr. SRS or SRS II or SRA or SA Packing Room, PTD Building
6. Receive the packed/ sealed products from the assigned technical personnel.	6.1 Issue the packed/ sealed products to the client.	None	5 Minutes	Sr. SRS or SRS II or SRA or SA Packing Room, PTD Building
	6.2 Make the client sign in the <i>Outgoing Documents</i> .	None	2 Minutes	Sr. SRS or SRS II or SRA or SA Packing Room, PTD Building
7. Fill-out the <i>Customer Satisfaction Survey Form</i> (QMS-PTD-F2).	7.1 Provide the Customer Satisfaction Survey Form (QMS-PTD-F2) to the client.	None	10 Minutes	Sr. SRS or SRS II or SRA or SA Packing Room, PTD Building
	7.2 Receive the duly accomplished QMS-PTD-F2.	None	1 Minute	Sr. SRS or SRS II or SRA or SA Packing Room, PTD Building
<b>TOTAL:</b>		<b>Regular Rate: Php 327 per Hour Discounted Rate: Php 262 per Hour</b>	<b>3 Hours, 15 Minutes</b>	



### 31. Use of Form-Fill Seal for Solids

A service that allows the use of PTD's Form-Fill-Seal machine for a limited period of time.

<b>Office or Division:</b>	Packaging Technology Division			
<b>Classification:</b>	Simple			
<b>Type of Transaction:</b>	G2C- Government to Citizen, G2B- Government to Business, G2G- Government to Government			
<b>Who may avail:</b>	All			
<b>CHECKLIST OF REQUIREMENTS</b>		<b>WHERE TO SECURE</b>		
1) PTD Consultation Form, PTD-F1 (1 original copy for assigned technical personnel)		ITDI/ Packaging Technology Division (PTD) Building/ Reception Room		
2) Request for Technical Service form, ITDI-F2 (1 original copy for assigned technical personnel/section/division concerned)		ITDI/ Packaging Technology Division (PTD) Building/ Reception Room		
3) Order of payment (1 original copy for Accounting Section)		ITDI/ Metrology Building/ Financial Management Division (FMD)/ Accounting Section		
4) Official receipt (1 original copy for client, 1 photocopy for assigned technical personnel)		ITDI/ Metrology Building/ Administrative Division (ADM)/ Cashier Section		
5) Product for packing/ sealing		Client		
6) Customer Satisfaction Survey Form, QMS-PTD-F2 (1 original copy for assigned technical personnel)		ITDI/ Packaging Technology Division (PTD) Building/ Reception Room		
<b>CLIENT STEPS</b>	<b>AGENCY ACTION</b>	<b>FEES TO BE PAID</b>	<b>PROCESSING TIME</b>	<b>PERSON RESPONSIBLE</b>
1. Inquiry (via telephone call, email, or walk-in).	1.1 Officer of the Day will accommodate the client on their inquiry.	None	2 Minutes	<i>SRS / or SR Assistant</i> Reception Room, PTD Building



	1.2 Officer of the Day will direct the client to appropriate technical personnel.	None	2 Minutes	SRS I or SR Assistant Reception Room, PTD Building
2. Fill-out and submit the <i>Consultation Form</i> (PTD-F1) to assigned technical personnel.	2.1 Provide the <i>Consultation Form</i> (PTD-F1) to client.	None	5 Minutes	Sr. SRS or SRS II Reception Room, PTD Building
3. Discuss the product/ package requirement to the assigned technical personnel.	3.1 Discuss the product/ package requirement of the client and inform the client of PTD's availability to conduct the service.	None	30 Minutes	Sr. SRS or SRS II Reception Room, PTD Building
4. Fill-out and submit the <i>Request for Technical Service Form</i> (ITDI-F2).via Technical Services Information System (TSIS)	4.1 Discuss the filling out of ITDI-F2 to the client	None	10 minutes	Sup. SRS or Sr. SRS or SRS II or SRS I or SR Analyst Reception Room, PTD Building
	4.2 Review/check client entries in the ITDI-F2	None	16 minutes	Sup. SRS or Sr. SRS or SRS II or SRS I or SR Analyst Reception Room, PTD Building
	4.3 Fill-out the ITDI Section in the ITDI-F2 and validate	None	15 minutes	Sup. SRS or Sr. SRS or SRS II or SRS I or SR Analyst Reception Room, PTD Building
	4.4 Give copies of ITDI-F2 to	None	1 minute	Sup. SRS or Sr. SRS or



	the client for signature.			<i>SRS II or SRS I or SR Analyst</i> Reception Room, PTD Building
	4.5 Assigned technical personnel will sign ITDI-F2.	None	1 minute	<i>Sup. SRS or Sr. SRS or SRS II or SRS I or SR Analyst</i> Reception Room, PTD Building
	4.6 Division Chief/ OIC/ Section Head will sign ITDI-F2.	None	1 minute	<i>Chief SRS or Sup. SRS</i> Reception Room, PTD Building
5. Proceed to the Metrology Building and pay for the fees.	5.1 Processing of order of payment at Accounting Section.	None	3 minutes	<i>Administrative Assistant V, Accounting Section, FMD, Metrology Building</i>
	5.2 Issue official receipt (OR).	Regular Rate: Php 373 per Hour Discounted Rate: Php 298 per Hour	5 minutes	<i>Administrative Officer V Cashier Section, ADM, Metrology Building</i>
6. Submit product to be packed/ sealed to assigned technical personnel and sign in the <i>Customer-supplied property logbook</i> .	6.1 Receive the product to be packed/ sealed and have the client sign in the <i>Customer-supplied property logbook</i> .	None	10 Minutes	<i>Sr. SRS or SRS II</i> Reception Room, PTD Building
	6.2 Prepare the equipment and corresponding accessories.	None	15 Minutes	<i>Sr. SRS or SRS II or SRA or SA</i> Packing Room, PTD Building



	6.3 Perform the packing/ sealing operation.	None	1 Hour	Sr. SRS or SRS II or SRA or SA Packing Room, PTD Building
7. Receive the packed/ sealed products from the assigned technical personnel.	7.1 Issue the packed/ sealed products to the client.	None	5 Minutes	Sr. SRS or SRS II or SRA or SA Packing Room, PTD Building
	7.2 Make the client sign in the <i>Outgoing Documents</i> .	None	2 Minutes	Sr. SRS or SRS II or SRA or SA Packing Room, PTD Building
8. Fill-out the <i>Customer Satisfaction Survey Form</i> (QMS-PTD-F2).	8.1 Provide the Customer Satisfaction Survey Form (QMS-PTD-F2) to the client.	None	10 Minutes	Sr. SRS or SRS II or SRA or SA Packing Room, PTD Building
	8.2 Receive the duly accomplished QMS-PTD-F2.	None	1 Minute	Sr. SRS or SRS II or SRA or SA Packing Room, PTD Building
<b>TOTAL:</b>		<b>Regular Rate: Php 373 per Hour Discounted Rate: Php 298 per Hour</b>	<b>3 Hours, 15 Minutes</b>	





### 32. Use of Hot and Cold Sealer

A service that allows the use of PTD's Hot and Cold Sealer for a limited period of time.

<b>Office or Division:</b>	Packaging Technology Division			
<b>Classification:</b>	Simple			
<b>Type of Transaction:</b>	G2C- Government to Citizen, G2B- Government to Business, G2G- Government to Government			
<b>Who may avail:</b>	All			
<b>CHECKLIST OF REQUIREMENTS</b>		<b>WHERE TO SECURE</b>		
1) PTD Consultation Form, PTD-F1 (1 original copy for assigned technical personnel)		ITDI/ Packaging Technology Division (PTD) Building/ Reception Room		
2) Request for Technical Service form, ITDI-F2 (1 original copy for assigned technical personnel/section/division concerned)		ITDI/ Packaging Technology Division (PTD) Building/ Reception Room		
3) Order of payment (1 original copy for Accounting Section)		ITDI/ Metrology Building/ Financial Management Division (FMD)/ Accounting Section		
4) Official receipt (1 original copy for client, 1 photocopy for assigned technical personnel)		ITDI/ Metrology Building/ Administrative Division (ADM)/ Cashier Section		
5) Product for packing/ sealing		Client		
6) Customer Satisfaction Survey Form, QMS-PTD-F2 (1 original copy for assigned technical personnel)		ITDI/ Packaging Technology Division (PTD) Building/ Reception Room		
<b>CLIENT STEPS</b>	<b>AGENCY ACTION</b>	<b>FEES TO BE PAID</b>	<b>PROCESSING TIME</b>	<b>PERSON RESPONSIBLE</b>
1. Inquiry (via telephone call, email, or walk-in).	1.1 Officer of the Day will accommodate the client on their inquiry.	None	2 Minutes	SRS / or SR Assistant Reception Room, PTD Building



	1.2 Officer of the Day will direct the client to appropriate technical personnel.	None	2 Minutes	SRS I or SR Assistant Reception Room, PTD Building
2. Fill-out and submit the Consultation Form (PTD-F1) to assigned technical personnel.	2.1 Provide the Consultation Form (PTD-F1) to client.	None	5 Minutes	Sr. SRS or SRS II Reception Room, PTD Building
3. Discuss the product/package requirement to the assigned technical personnel.	3.1 Discuss the product/package requirement of the client and inform the client of PTD's availability to conduct the service.	None	30 Minutes	Sr. SRS or SRS II Reception Room, PTD Building
4. Fill-out and submit the Request for Technical Service Form (ITDI-F2).via Technical Services Information System (TSIS)	4.1 Discuss the filling out of ITDI-F2 to the client	None	10 minutes	Sup. SRS or Sr. SRS or SRS II or SRS I or SR Analyst Reception Room, PTD Building
	4.2 Review/check client entries in the ITDI-F2	None	16 minutes	Sup. SRS or Sr. SRS or SRS II or SRS I or SR Analyst Reception Room, PTD Building
	4.3 Fill-out the ITDI Section in the ITDI-F2 and validate	None	15 minutes	Sup. SRS or Sr. SRS or SRS II or SRS I or SR Analyst Reception Room, PTD Building



	4.4 Give copies of ITDI-F2 to the client for signature.	None	1 minute	<i>Sup. SRS or Sr. SRS or SRS II or SRS I or SR Analyst</i> Reception Room, PTD Building
	4.5 Assigned technical personnel will sign ITDI-F2.	None	1 minute	<i>Sup. SRS or Sr. SRS or SRS II or SRS I or SR Analyst</i> Reception Room, PTD Building
	4.6 Division Chief/ OIC/ Section Head will sign ITDI-F2.	None	1 minute	<i>Chief SRS or Sup. SRS</i> Reception Room, PTD Building
5. Proceed to the Metrology Building and pay for the fees.	5.1 Processing of order of payment at Accounting Section.	None	3 minutes	<i>Administrative Assistant V,</i> Accounting Section, FMD, Metrology Building
	5.2 Issue official receipt (OR).	Regular Rate: Php 419 per Hour Discounted Rate: Php 335 per Hour	5 minutes	<i>Administrative Officer V</i> Cashier Section, ADM, Metrology Building
6. Submit product to be packed/ sealed to assigned technical personnel and sign in the <i>Customer-supplied property logbook</i> .	6.1 Receive the product to be packed/ sealed and have the client sign in the <i>Customer-supplied property logbook</i> .	None	10 Minutes	<i>Sr. SRS or SRS II</i> Reception Room, PTD Building
	6.2 Prepare the equipment and corresponding accessories.	None	15 Minutes	<i>Sr. SRS or SRS II or SRA or SA</i> Packing Room, PTD



	6.3 Perform the packing/ sealing operation.	None	1 Hour	Building Sr. SRS or SRS II or SRA or SA Packing Room, PTD Building
7. Receive the packed/ sealed products from the assigned technical personnel.	7.1 Issue the packed/ sealed products to the client.	None	5 Minutes	Sr. SRS or SRS II or SRA or SA Packing Room, PTD Building
	7.2 Make the client sign in the <i>Outgoing Documents</i> .	None	2 Minutes	Sr. SRS or SRS II or SRA or SA Packing Room, PTD Building
8. Fill-out the <i>Customer Satisfaction Survey Form</i> (QMS-PTD-F2).	8.1 Provide the Customer Satisfaction Survey Form (QMS-PTD-F2) to the client.	None	10 Minutes	Sr. SRS or SRS II or SRA or SA Packing Room, PTD Building
	8.2 Receive the duly accomplished QMS-PTD-F2.	None	1 Minute	Sr. SRS or SRS II or SRA or SA Packing Room, PTD Building
<b>TOTAL:</b>		<b>Regular Rate: Php 419 per Hour Discounted Rate: Php 335 per Hour</b>	<b>3 Hours. 15 Minutes</b>	



### 33. Use of Sacheting Machine

A service that allows the use of PTD's Sacheting Machine for a limited period of time.

<b>Office or Division:</b>	Packaging Technology Division			
<b>Classification:</b>	Simple			
<b>Type of Transaction:</b>	G2C- Government to Citizen, G2B- Government to Business, G2G- Government to Government			
<b>Who may avail:</b>	All			
<b>CHECKLIST OF REQUIREMENTS</b>		<b>WHERE TO SECURE</b>		
1) PTD Consultation Form, PTD-F1 (1 original copy for assigned technical personnel)		ITDI/ Packaging Technology Division (PTD) Building/ Reception Room		
2) Request for Technical Service form, ITDI-F2 (1 original copy for assigned technical personnel/section/division concerned)		ITDI/ Packaging Technology Division (PTD) Building/ Reception Room		
3) Order of payment (1 original copy for Accounting Section)		ITDI/ Metrology Building/ Financial Management Division (FMD)/ Accounting Section		
4) Official receipt (1 original copy for client, 1 photocopy for assigned technical personnel)		ITDI/ Metrology Building/ Administrative Division (ADM)/ Cashier Section		
5) Product for packing/ sealing		Client		
6) Customer Satisfaction Survey Form, QMS-PTD-F2 (1 original copy for assigned technical personnel)		ITDI/ Packaging Technology Division (PTD) Building/ Reception Room		
<b>CLIENT STEPS</b>	<b>AGENCY ACTION</b>	<b>FEES TO BE PAID</b>	<b>PROCESSING TIME</b>	<b>PERSON RESPONSIBLE</b>
1. Inquiry (via telephone call, email, or walk-in).	1.1 Officer of the Day will accommodate the client on their inquiry.	None	2 Minutes	<i>SRS / or SR Assistant Reception Room, PTD Building</i>



	1.2 Officer of the Day will direct the client to appropriate technical personnel.	None	2 Minutes	SRS I or SR Assistant Reception Room, PTD Building
2. Fill-out and submit the <i>Consultation Form</i> (PTD-F1) to assigned technical personnel.	2.1 Provide the <i>Consultation Form</i> (PTD-F1) to client.	None	5 Minutes	Sr. SRS or SRS II Reception Room, PTD Building
3. Discuss the product/package requirement to the assigned technical personnel.	3.1 Discuss the product/package requirement of the client and inform the client of PTD's availability to conduct the service.	None	30 Minutes	Sr. SRS or SRS II Reception Room, PTD Building
4. Fill-out and submit the <i>Request for Technical Service Form</i> (ITDI-F2).via Technical Services Information System (TSIS)	4.1 Discuss the filling out of ITDI-F2 to the client	None	10 minutes	Sup. SRS or Sr. SRS or SRS II or SRS I or SR Analyst Reception Room, PTD Building
	4.2 Review/check client entries in the ITDI-F2	None	16 minutes	Sup. SRS or Sr. SRS or SRS II or SRS I or SR Analyst Reception Room, PTD Building
	4.3 Fill-out the ITDI Section in the ITDI-F2 and validate	None	15 minutes	Sup. SRS or Sr. SRS or SRS II or SRS I or SR Analyst Reception Room, PTD Building



	4.4 Give copies of ITDI-F2 to the client for signature.	None	1 minute	<i>Sup. SRS or Sr. SRS or SRS II or SRS I or SR Analyst</i> Reception Room, PTD Building
	4.5 Assigned technical personnel will sign ITDI-F2.	None	1 minute	<i>Sup. SRS or Sr. SRS or SRS II or SRS I or SR Analyst</i> Reception Room, PTD Building
	4.6 Division Chief/ OIC/ Section Head will sign ITDI-F2.	None	1 minute	<i>Chief SRS or Sup. SRS</i> Reception Room, PTD Building
5. Proceed to the Metrology Building and pay for the fees.	5.1 Processing of order of payment at Accounting Section.	None	3 minutes	<i>Administrative Assistant V,</i> Accounting Section, FMD, Metrology Building
	5.2 Issue official receipt (OR).	Regular Rate: Php 313 per Hour Discounted Rate: Php 250 per Hour	5 minutes	<i>Administrative Officer V</i> Cashier Section, ADM, Metrology Building
6. Submit product to be packed/ sealed to assigned technical personnel and sign in the <i>Customer-supplied property logbook</i> .	6.1 Receive the product to be packed/ sealed and have the client sign in the <i>Customer-supplied property logbook</i> .	None	10 Minutes	<i>Sr. SRS or SRS II</i> Reception Room, PTD Building
	6.2 Prepare the equipment and corresponding accessories.	None	15 Minutes	<i>Sr. SRS or SRS II or SRA or SA</i> Packing Room, PTD



	6.3 Perform the packing/ sealing operation.	None	1 Hour	Building Sr. SRS or SRS II or SRA or SA Packing Room, PTD Building
7. Receive the packed/ sealed products from the assigned technical personnel.	7.1 Issue the packed/ sealed products to the client.	None	5 Minutes	Sr. SRS or SRS II or SRA or SA Packing Room, PTD Building
	7.2 Make the client sign in the <i>Outgoing Documents</i> .	None	2 Minutes	Sr. SRS or SRS II or SRA or SA Packing Room, PTD Building
8. Fill-out the <i>Customer Satisfaction Survey Form</i> (QMS-PTD-F2).	8.1 Provide the Customer Satisfaction Survey Form (QMS-PTD-F2) to the client.	None	10 Minutes	Sr. SRS or SRS II or SRA or SA Packing Room, PTD Building
	8.2 Receive the duly accomplished QMS-PTD-F2.	None	1 Minute	Sr. SRS or SRS II or SRA or SA Packing Room, PTD Building
<b>TOTAL:</b>		<b>Regular Rate: Php 313 per Hour Discounted Rate: Php 250 per Hour</b>	<b>3 Hours, 15 Minutes</b>	





### 34. Use of Shrink Packaging Machine

A service that allows the use of PTD's Shrink Packaging Machine for a limited period of time.

<b>Office or Division:</b>	Packaging Technology Division			
<b>Classification:</b>	Simple			
<b>Type of Transaction:</b>	G2C- Government to Citizen, G2B- Government to Business, G2G- Government to Government			
<b>Who may avail:</b>	All			
<b>CHECKLIST OF REQUIREMENTS</b>		<b>WHERE TO SECURE</b>		
1) PTD Consultation Form, PTD-F1 (1 original copy for assigned technical personnel)		ITDI/ Packaging Technology Division (PTD) Building/ Reception Room		
2) Request for Technical Service form, ITDI-F2 (1 original copy for assigned technical personnel/section/division concerned)		ITDI/ Packaging Technology Division (PTD) Building/ Reception Room		
3) Order of payment (1 original copy for Accounting Section)		ITDI/ Metrology Building/ Financial Management Division (FMD)/ Accounting Section		
4) Official receipt (1 original copy for client, 1 photocopy for assigned technical personnel)		ITDI/ Metrology Building/ Administrative Division (ADM)/ Cashier Section		
5) Product for packing/ sealing		Client		
6) Customer Satisfaction Survey Form, QMS-PTD-F2 (1 original copy for assigned technical personnel)		ITDI/ Packaging Technology Division (PTD) Building/ Reception Room		
<b>CLIENT STEPS</b>	<b>AGENCY ACTION</b>	<b>FEES TO BE PAID</b>	<b>PROCESSING TIME</b>	<b>PERSON RESPONSIBLE</b>
1. Inquiry (via telephone call, email, or walk-in).	1.1 Officer of the Day will accommodate the client on their inquiry.	None	2 Minutes	<i>SRS / or</i> SR Assistant Reception Room, PTD Building



	1.2 Officer of the Day will direct the client to appropriate technical personnel.	None	2 Minutes	SRS I or SR Assistant Reception Room, PTD Building
2. Fill-out and submit the <i>Consultation Form</i> (PTD-F1) to assigned technical personnel.	2.1 Provide the <i>Consultation Form</i> (PTD-F1) to client.	None	5 Minutes	Sr. SRS or SRS II Reception Room, PTD Building
3. Discuss the product/package requirement to the assigned technical personnel.	3.1 Discuss the product/package requirement of the client and inform the client of PTD's availability to conduct the service.	None	30 Minutes	Sr. SRS or SRS II Reception Room, PTD Building
4. Fill-out and submit the <i>Request for Technical Service Form</i> (ITDI-F2).via Technical Services Information System (TSIS)	4.1 Discuss the filling out of ITDI-F2 to the client	None	10 minutes	Sup. SRS or Sr. SRS or SRS II or SRS I or SR Analyst Reception Room, PTD Building
	4.2 Review/check client entries in the ITDI-F2	None	16 minutes	Sup. SRS or Sr. SRS or SRS II or SRS I or SR Analyst Reception Room, PTD Building
	4.3 Fill-out the ITDI Section in the ITDI-F2 and validate	None	15 minutes	Sup. SRS or Sr. SRS or SRS II or SRS I or SR Analyst Reception Room, PTD Building
	4.4 Give copies of ITDI-F2 to	None	1 minute	Sup. SRS or Sr. SRS or



	the client for signature.			<i>SRS II or SRS I or SR Analyst</i> Reception Room, PTD Building
	4.5 Assigned technical personnel will sign ITDI-F2.	None	1 minute	<i>Sup. SRS or Sr. SRS or SRS II or SRS I or SR Analyst</i> Reception Room, PTD Building
	4.6 Division Chief/ OIC/ Section Head will sign ITDI-F2.	None	1 minute	<i>Chief SRS or Sup. SRS</i> Reception Room, PTD Building
5. Proceed to the Metrology Building and pay for the fees.	5.1 Processing of order of payment at Accounting Section.	None	3 minutes	<i>Administrative Assistant V, Accounting Section, FMD, Metrology Building</i>
	5.2 Issue official receipt (OR).	Regular Rate: Php 450 per Hour Discounted Rate: Php 360 per Hour	5 minutes	<i>Administrative Officer V Cashier Section, ADM, Metrology Building</i>
6. Submit product to be packed/ sealed to assigned technical personnel and sign in the <i>Customer-supplied property logbook</i> .	6.1 Receive the product to be packed/ sealed and have the client sign in the <i>Customer-supplied property logbook</i> .	None	10 Minutes	<i>Sr. SRS or SRS II</i> Reception Room, PTD Building
	6.2 Prepare the equipment and corresponding accessories.	None	15 Minutes	<i>Sr. SRS or SRS II or SRA or SA</i> Packing Room, PTD Building



	6.3 Perform the packing/ sealing operation.	None	1 Hour	Sr. SRS or SRS II or SRA or SA Packing Room, PTD Building
7. Receive the packed/ sealed products from the assigned technical personnel.	7.1 Issue the packed/ sealed products to the client.	None	5 Minutes	Sr. SRS or SRS II or SRA or SA Packing Room, PTD Building
	7.2 Make the client sign in the <i>Outgoing Documents</i>	None	2 Minutes	Sr. SRS or SRS II or SRA or SA Packing Room, PTD Building
8. Fill-out the <i>Customer Satisfaction Survey Form</i> (QMS-PTD-F2).	8.1 Provide the Customer Satisfaction Survey Form (QMS-PTD-F2) to the client.	None	10 Minutes	Sr. SRS or SRS II or SRA or SA Packing Room, PTD Building
	8.2 Receive the duly accomplished QMS-PTD-F2.	None	1 Minute	Sr. SRS or SRS II or SRA or SA Packing Room, PTD Building
<b>TOTAL:</b>		<b>Regular Rate: Php 450 per Hour Discounted Rate: Php 360 per Hour</b>	<b>3 Hours, 15 Minutes</b>	



### 35. Use of Vacuum Packaging Machine

A service that allows the use of PTD's vacuum packaging machine for a limited period of time.

<b>Office or Division:</b>	Packaging Technology Division			
<b>Classification:</b>	Simple			
<b>Type of Transaction:</b>	G2C- Government to Citizen, G2B- Government to Business, G2G- Government to Government			
<b>Who may avail:</b>	All			
<b>CHECKLIST OF REQUIREMENTS</b>		<b>WHERE TO SECURE</b>		
1) PTD Consultation Form, PTD-F1 (1 original copy for assigned technical personnel)		ITDI/ Packaging Technology Division (PTD) Building/ Reception Room		
2) Request for Technical Service form, ITDI-F2 (1 original copy for assigned technical personnel/section/division concerned)		ITDI/ Packaging Technology Division (PTD) Building/ Reception Room		
3) Order of payment (1 original copy for Accounting Section)		ITDI/ Metrology Building/ Financial Management Division (FMD)/ Accounting Section		
4) Official receipt (1 original copy for client, 1 photocopy for assigned technical personnel)		ITDI/ Metrology Building/ Administrative Division (ADM)/ Cashier Section		
5) Product for packing/ sealing		Client		
6) Customer Satisfaction Survey Form, QMS-PTD-F2 (1 original copy for assigned technical personnel)		ITDI/ Packaging Technology Division (PTD) Building/ Reception Room		
<b>CLIENT STEPS</b>	<b>AGENCY ACTION</b>	<b>FEES TO BE PAID</b>	<b>PROCESSING TIME</b>	<b>PERSON RESPONSIBLE</b>
1. Inquiry (via telephone call, email, or walk-	1.1 Officer of the Day will accommodate the client	None	2 Minutes	SRS / or SR Assistant Reception



in).	on their inquiry. 1.2 Officer of the Day will direct the client to appropriate technical personnel.	None	2 Minutes	Room, PTD Building  SRS I or SR Assistant Reception Room, PTD Building
2. Fill-out and submit the <i>Consultation Form</i> (PTD-F1) to assigned technical personnel.	2.1 Provide the <i>Consultation Form</i> (PTD-F1) to client.	None	5 Minutes	Sr. SRS or SRS II Reception Room, PTD Building
3. Discuss the product/package requirement to the assigned technical personnel.	3.1 Discuss the product/package requirement of the client and inform the client of PTD's availability to conduct the service.	None	30 Minutes	Sr. SRS or SRS II Reception Room, PTD Building
4. Fill-out and submit the <i>Request for Technical Service Form</i> (ITDI-F2).via Technical Services Information System (TSIS)	4.1 Discuss the filling out of ITDI-F2 to the client	None	10 minutes	Sup. SRS or Sr. SRS or SRS II or SRS I or SR Analyst Reception Room, PTD Building
	4.2 Review/check client entries in the ITDI-F2	None	16 minutes	Sup. SRS or Sr. SRS or SRS II or SRS I or SR Analyst Reception Room, PTD Building
	4.3 Fill-out the ITDI Section in the ITDI-F2 and validate	None	15 minutes	Sup. SRS or Sr. SRS or SRS II or SRS I or SR Analyst Reception Room, PTD



	4.4 Give copies of ITDI-F2 to the client for signature.	None	1 minute	Building <i>Sup. SRS or Sr. SRS or SRS II or SRS I or SR Analyst</i> Reception Room, PTD Building
	4.5 Assigned technical personnel will sign ITDI-F2.	None	1 minute	<i>Sup. SRS or Sr. SRS or SRS II or SRS I or SR Analyst</i> Reception Room, PTD Building
	4.6 Division Chief/ OIC/ Section Head will sign ITDI-F2.	None	1 minute	<i>Chief SRS or Sup. SRS</i> Reception Room, PTD Building
5. Proceed to the Metrology Building and pay for the fees.	5.1 Processing of order of payment at Accounting Section.	None	3 minutes	<i>Administrative Assistant V, Accounting Section, FMD, Metrology Building</i>
	5.2 Issue official receipt (OR).	Regular Rate: Php 300 per Hour Discounted Rate: P240 per Hour	5 minutes	<i>Administrative Officer V Cashier Section, ADM, Metrology Building</i>
6. Submit product to be packed/ sealed to assigned technical personnel and sign in the <i>Customer-supplied property logbook</i> .	6.1 Receive the product to be packed/ sealed and have the client sign in the <i>Customer-supplied property logbook</i> .	None	10 Minutes	<i>Sr. SRS or SRS II</i> Reception Room, PTD Building



	6.2 Prepare the equipment and corresponding accessories.	None	15 Minutes	<i>Sr. SRS or SRS II or SRA or SA</i> Packing Room, PTD Building
	6.3 Perform the packing/sealing operation.	None	1 Hour	<i>Sr. SRS or SRS II or SRA or SA</i> Packing Room, PTD Building
7. Receive the packed/sealed products from the assigned technical personnel.	7.1 Issue the packed/ sealed products to the client.	None	5 Minutes	<i>Sr. SRS or SRS II or SRA or SA</i> Packing Room, PTD Building
	7.2 Make the client sign in the <i>Outgoing Documents</i> .	None	2 Minutes	<i>Sr. SRS or SRS II or SRA or SA</i> Packing Room, PTD Building
8. Fill-out the <i>Customer Satisfaction Survey Form</i> (QMS-PTD-F2).	8.1 Provide the Customer Satisfaction Survey Form (QMS-PTD-F2) to the client.	None	10 Minutes	<i>Sr. SRS or SRS II or SRA or SA</i> Packing Room, PTD Building
	8.2 Receive the duly accomplished QMS-PTD-F2.	None	1 Minute	<i>Sr. SRS or SRS II or SRA or SA</i> Packing Room, PTD Building
<b>TOTAL:</b>		<b>Regular Rate: Php 300 per Hour Discounted Rate: P240 per Hour</b>	<b>3 Hours, 15 Minutes</b>	





### 36. Water Vapor Transmission Rate Testing

Measure of the passage of water through a material.

<b>Office or Division:</b>	Packaging Technology Division			
<b>Classification:</b>	Highly technical			
<b>Type of Transaction:</b>	G2C- Government to Citizen, G2B- Government to Business, G2G- Government to Government			
<b>Who may avail:</b>	All			
<b>CHECKLIST OF REQUIREMENTS</b>		<b>WHERE TO SECURE</b>		
1) PTD Consultation Form, PTD-F1 (1 original copy for assigned technical personnel)		ITDI/ Packaging Technology Division (PTD) Building/ Reception Room		
2) Request for Technical Service form, ITDI-F2 (1 original copy for assigned technical personnel)		ITDI/ Packaging Technology Division (PTD) Building/ Reception Room		
3) Order of payment (1 original copy for Accounting Section)		ITDI/ Metrology Building/ Financial Management Division (FMD)/ Accounting Section		
4) Official receipt (1 original copy for client, 1 photocopy for assigned technical personnel)		ITDI/ Metrology Building/ Administrative Division (ADM)/ Cashier Section		
5) Sample (3 pcs. A4 sized samples)		Client		
6) Technical service report, PTD-F3 (1 original copy for client, 1 photocopy for assigned technical personnel)		ITDI/ Packaging Technology Division (PTD) Building/ Reception Room		
7) Customer Satisfaction Survey Form, QMS-PTD-F2 (1 original copy for assigned technical personnel)		ITDI/ Packaging Technology Division (PTD) Building/ Reception Room		
<b>CLIENT STEPS</b>	<b>AGENCY ACTION</b>	<b>FEES TO BE PAID</b>	<b>PROCESSING TIME</b>	<b>PERSON RESPONSIBLE</b>
1. Inquiry (via telephone call, email, or walk-in).	1.1 Officer of the Day will accommodate the client on their inquiry.	None	2 Minutes	SRS I or SR Assistant Reception Room, PTD Building



	1.2 Officer of the Day will direct the client to appropriate technical personnel.	None	2 Minutes	SRS I or SR Assistant Reception Room, PTD Building
2. Fill-out and submit the <i>Consultation Form</i> (PTD-F1) to assigned technical personnel.	2.1 Provide the <i>Consultation Form</i> (PTD-F1) to client.	None	5 Minutes	Sup. SRS or SRS II or SRS I or SR Analyst Reception Room, PTD Building
3. Discuss the testing requirement to the assigned technical personnel	3.1 Discuss the testing requirement of the client and inform client on when to submit samples for testing.	None	30 Minutes	Sup. SRS or SRS II or SRS I or SR Analyst Reception Room, PTD Building
4. Fill-out and submit the <i>Request for Technical Service Form</i> (ITDI-F2).via Technical Services Information System (TSIS)	4.1 Discuss the filling out of ITDI-F2 to the client	None	10 minutes	Sup. SRS or Sr. SRS or SRS II or SRS I or SR Analyst Reception Room, PTD Building
	4.2 Review/check client entries in the ITDI-F2	None	16 minutes	Sup. SRS or Sr. SRS or SRS II or SRS I or SR Analyst Reception Room, PTD Building
	4.3 Fill-out the ITDI Section in the ITDI-F2 and validate	None	15 minutes	Sup. SRS or Sr. SRS or SRS II or SRS I or SR Analyst Reception Room, PTD Building



	4.4 Give copies of ITDI-F2 to the client for signature.	None	1 minute	<i>Sup. SRS or Sr. SRS or SRS II or SRS I or SR Analyst</i> Reception Room, PTD Building
	4.5 Assigned technical personnel will sign ITDI-F2.	None	1 minute	<i>Sup. SRS or Sr. SRS or SRS II or SRS I or SR Analyst</i> Reception Room, PTD Building
	4.6 Division Chief/ OIC/ Section Head will sign ITDI-F2.	None	1 minute	<i>Chief SRS or Sup. SRS</i> Reception Room, PTD Building
5. Proceed to the Metrology Building and pay for the fees.	5.1 Processing of order of payment at Accounting Section.	None	3 minutes	<i>Administrative Assistant V, Accounting Section, FMD, Metrology Building</i>
	5.2 Issue official receipt (OR).	Regular Rate: Php 11,623 Discounted Rate: Php 9,298	5 minutes	<i>Administrative Officer V Cashier Section, ADM, Metrology Building</i>
6. Submit product samples to assigned technical personnel and sign in the <i>Customer-supplied property logbook</i> .	6.1 Receive the samples and have the client sign in the <i>Customer-supplied property logbook</i> .	None	10 Minutes	<i>Sup. SRS or SRS II or SRS I or SR Analyst</i> Reception Room, PTD Building
	6.2 Conduct the testing service.	None	14 Days	<i>Sup. SRS or SRS II or SRS I or SR</i>



	6.3 Prepare the <i>Technical Service Report</i> (PTD-F3).	None	1 Day	Analyst Testing Lab., PTD Building  Sup. SRS or SRS II or SRS I or SR Analyst Staff Room, PTD Building
	6.4 Supervisor/ Division Chief will approve and sign the PTD-F3.	None	30 Minutes	Chief SRS or Sup. SRS Staff Room, PTD Building
	6.5 Photocopy the approved/ signed PTD-F3 for the Division/ Section.	None	5 Minutes	Sup. SRS or SRS II or SRS I or SR Analyst Staff Room, PTD Building
7. Receive the <i>Technical Service Report</i> (PTD-F3) from the assigned technical personnel via email or pick-up at the Packaging Technology Division	7.1 Issue the approved/ signed PTD-F3 to client.	None	5 Minutes	Sup. SRS or SRS II or SRS I or SR Analyst Reception Room, PTD Building
	7.2 Make the client sign in the <i>Outgoing Documents</i> .	None	2 Minutes	Sup. SRS or SRS II or SRS I or SR Analyst Reception Room, PTD Building
8. Fill-out the <i>Customer Satisfaction Survey</i>	8.1 Provide the Customer Satisfaction Survey Form	None	10 Minutes	Sup. SRS or SRS II or SRS I or SR



<i>Form (QMS-PTD-F2).</i>	(QMS-PTD-F2) to the client.  8.2 Receive the duly accomplished QMS-PTD-F2.	None	1 Minute	<i>Analyst Reception Room, PTD Building</i>  <i>Sup. SRS or SRS II or SRS I or SR Analyst Reception Room, PTD Building</i>
<b>TOTAL:</b>		<b>Regular Rate: Php 11,623 Discounted Rate: Php 9,298</b>	<b>15 Days, 2 Hours, 35 Minutes</b>	

Water vapor transmission rate testing is qualified for multi-stage processing



### 37. Weathering Test

A service that allows the use of PTD's weathering chamber for a limited period of time.

<b>Office or Division:</b>	Packaging Technology Division			
<b>Classification:</b>	Simple			
<b>Type of Transaction:</b>	G2C- Government to Citizen, G2B- Government to Business, G2G- Government to Government			
<b>Who may avail:</b>	All			
<b>CHECKLIST OF REQUIREMENTS</b>		<b>WHERE TO SECURE</b>		
1) PTD Consultation Form, PTD-F1 (1 original copy for assigned technical personnel)		ITDI/ Packaging Technology Division (PTD) Building/ Reception Room		
2) Request for Technical Service form, ITDI-F2 (1 original copy for assigned technical personnel/section/division concerned)		ITDI/ Packaging Technology Division (PTD) Building/ Reception Room		
3) Order of payment (1 original copy for Accounting Section)		ITDI/ Metrology Building/ Financial Management Division (FMD)/ Accounting Section		
4) Official receipt (1 original copy for client, 1 photocopy for assigned technical personnel)		ITDI/ Metrology Building/ Administrative Division (ADM)/ Cashier Section		
5) Product for testing		Client		
6) Customer Satisfaction Survey Form, QMS-PTD-F2 (1 original copy for assigned technical personnel)		ITDI/ Packaging Technology Division (PTD) Building/ Reception Room		
<b>CLIENT STEPS</b>	<b>AGENCY ACTION</b>	<b>FEES TO BE PAID</b>	<b>PROCESSING TIME</b>	<b>PERSON RESPONSIBLE</b>
1. Inquiry (via telephone call, email, or walk-in)	1.1 Officer of the Day will accommodate the client on their inquiry.	None	2 Minutes	<i>SRS / or SR Assistant</i> Reception Room, PTD Building



	1.2 Officer of the Day will direct the client to appropriate technical personnel.	None	2 Minutes	SRS I or SR Assistant Reception Room, PTD Building
2. Fill-out and submit the <i>Consultation Form</i> (PTD-F1) to assigned technical personnel.	2.1 Provide the <i>Consultation Form</i> (PTD-F1) to client.	None	5 Minutes	Sr. SRS or SRS II Reception Room, PTD Building
3. Discuss the testing requirement to the assigned technical personnel.	3.1 Discuss the testing requirement of the client and inform client on when to submit samples for testing.	None	30 Minutes	Sr. SRS or SRS II Reception Room, PTD Building
4. Fill-out and submit the <i>Request for Technical Service Form</i> (ITDI-F2). via Technical Services Information System (TSIS)	4.1 Discuss the filling out of ITDI-F2 to the client	None	10 minutes	Sup. SRS or Sr. SRS or SRS II or SRS I or SR Analyst Reception Room, PTD Building
	4.2 Review/check client entries in the ITDI-F2	None	16 minutes	Sup. SRS or Sr. SRS or SRS II or SRS I or SR Analyst Reception Room, PTD Building
	4.3 Fill-out the ITDI Section in the ITDI-F2 and validate	None	15 minutes	Sup. SRS or Sr. SRS or SRS II or SRS I or SR Analyst Reception Room, PTD Building
	4.4 Give copies of ITDI-F2 to			Sup. SRS or Sr. SRS or



	the client for signature.	None	1 minute	<i>SRS II or SRS I or SR Analyst</i> Reception Room, PTD Building
	4.5 Assigned technical personnel will sign ITDI-F2.	None	1 minute	<i>Sup. SRS or Sr. SRS or SRS II or SRS I or SR Analyst</i> Reception Room, PTD Building
	4.6 Division Chief/ OIC/ Section Head will sign ITDI-F2.	None	1 minute	<i>Chief SRS or Sup. SRS</i> Reception Room, PTD Building
5. Proceed to the Metrology Building and pay for the fees.	5.1 Processing of order of payment at Accounting Section.	None	3 minutes	<i>Administrative Assistant V, Accounting Section, FMD, Metrology Building</i>
	5.2 Issue official receipt (OR).	Regular rate: Php 1,170 per Hour Discounted Rate: Php 936 per Hour	5 minutes	<i>Administrative Officer V</i> Cashier Section, ADM, Metrology Building
6. Submit product to be tested to assigned technical personnel and sign in the <i>Customer-supplied property logbook</i> .	6.1 Receive the product to be tested and have the client sign in the <i>Customer-supplied property logbook</i> .	None	10 Minutes	<i>Sr. SRS or SRS II</i> Reception Room, PTD Building
	6.2 Prepare the equipment and corresponding accessories.	None	4 Hours	<i>Sr. SRS or SRS II</i> R&D Lab.,





	6.3 Perform the weathering operation.	None	1 Hour	PTD Building  Sr. SRS or SRS II R&D Lab., PTD Building
7. Receive the sealed products from the assigned technical personnel.	7.1 Issue the tested products to the client.	None	5 Minutes	Sr. SRS or SRS II Reception Room, PTD Building
	7.2 Make the client sign in the <i>Outgoing Documents</i> .	None	2 Minutes	Sr. SRS or SRS II Reception Room, PTD Building
8. Fill-out the <i>Customer Satisfaction Survey Form</i> (QMS-PTD-F2).	8.1 Provide the Customer Satisfaction Survey Form (QMS-PTD-F2) to the client.	None	10 Minutes	Sr. SRS or SRS II Reception Room, PTD Building
	8.2 Receive the duly accomplished QMS-PTD-F2.	None	1 Minute	Sr. SRS or SRS II Reception Room, PTD Building
<b>TOTAL:</b>		<b>Regular rate: Php 1,170 per Hour Discounted Rate: Php 936 per Hour</b>	<b>7 Hours</b>	



## PTD Services

### Standardized Fees

**A. Package Development** Php 18, 421.00

**B. Shelf Life Testing \***

1. Low Acid Canned Foods	Php 19,930.00
2. High Acid Foods	Php 16,308.00
3. Dried Foods	Php 16,820.00
4. Perishable Foods	Php 6,552.00
5. Frozen Foods	Php 14,639.00

*\* Additional fee for package development and shelf life testing such as microbial and chemical analyses- as per quotation.*

**C. Technical Supervision/ Evaluation for In- Plant Production -** Php 8,698.00

**D. Transport Packaging**

1. Evaluation of Packaging for Transport	Php 5,145.00
2. Packaging Design for Transport Packaging with Cushion Design	Php 7,807.00
3. Compression Testing for Small Individual Packages	Php 3,043.00
4. Compression Testing for Palletized Load	Php 3,660.00
5. Leak Testing	Php 975.00
6. Random Vibration Testing	Php 10,180.00


**E. Nutrition Labeling**

1. Evaluation only Php 2, 338.00 per sample

**F. Label Design**

1. Without Concept Development	Php 2,341.00
2. With Concept Development	Php 3,951.00
3. Label Design for Box	
i. Category 1 (stock design with minimal alteration)	Php 5,178.00
ii. Category 2 (custom design)	Php 6,057.00

Short- Run Production (boxes and gifts packs) Php 489.00 per hr



Evaluation of Mandatory Labeling Requirements	Php 746.00
Brand development	Php 5, 256.00
Training of Designer	Php 9, 816.00 per person

### G. Use of Facilities

1. Vacuum Packaging Machine	Php 300.00 per hr
2. Form- Fill- Seal Machine	Php 373.00 per hr
3. Continuous Band Sealer	Php 327.00 per hr
4. Shrink Packaging Machine	Php 450.00 per hr
5. Sacheting Machine	Php 313.00 per hr
6. Hot and Cold Sealer	Php 419.00 per hr
7. Retort Rental	Php 2,280.00 per hr
8. Preparation Room Rental	Php 2,231.00 per day

### H. Testing

1. Water Vapor Transmission Rate	Php 11,623.00 per sample
2. Oxygen Transmission Rate	Php 9,451.00 per sample
3. Migration Testing for Plastic Materials	Php 6,170.00 per sample
4. Identification of Plastic using DSC	Php 3,000.00 per sample
5. Tensile and Peel Test using UTM	Php 2,410.00 per sample
6. Texture Analysis	Php 2,573.00 per sample
7. Weathering Test	Php 1,170.00 per hr

NOTE: *Discount of 20% from the full amount shall be given to students, senior citizens, and persons with disabilities (PWDs)*



## VII. FEEDBACK AND COMPLAINTS MECHANISMS

<b>FEEDBACK AND COMPLAINTS MECHANISM</b>	
How to send a feedback?	<p>Fill-out <b>QMS-F1 Customer Complaints Form</b> and drop it at the designated drop box in the lobby of buildings: Metrology, FPD/MSD, CED, EBD, PTD, STD, and ADMATEL.</p> <p>Contact info: 86837750 to 69 local 2218  <a href="mailto:oddats@itdi.dost.gov.ph">oddats@itdi.dost.gov.ph</a></p>
How feedback is processed?	<p>Consolidated feedback is submitted to ODD-ATS.</p> <p>Discuss customer's feedback in the management review for further action.</p> <p>Concerned division will take appropriate corrective action and inform the customer / complainant.</p> <p>For inquiries and follow-ups, client may contact the following: (02) 86837750 to 69 local 2218.</p>
How to file a complaint?	<p>Option 1:            Fill-out <b>QMS-F1 Customer Complaints Form</b> and drop it at the designated drop box in the lobby of buildings: Metrology, FPD/MSD, CED, EBD, PTD, STD, and ADMATEL.</p> <p>Option 2:            Open <a href="http://itdi.dost.gov.ph">itdi.dost.gov.ph</a> website and click the "helpdesk" menu. Fill-out all fields and provide details of complaint. Then click submit.</p> <p>For inquiries and follow-ups, client may contact the following: (02) 86837750 to 69 local 2218.</p>
How complaints are processed?	<p>Website administrator forwards the complaint thru email to the ODD-ATS. (For option 1, proceed to next step)</p>



	<p>Concerned division investigates the validity of the complaint.</p> <p>Discuss customer's complaint among the staffs of the concerned division for their explanation.</p> <p>Concerned division will create a report after the investigation and shall submit it to the Deputy Director / Director for appropriate action.</p> <p>Concerned division will give the feedback to the client / complainant.</p> <p>For inquiries and follow-ups, client may contact the following: (02) 86837750 to 69 local 2218 or 2182.</p>
Contact Information of CCB, PCC, ARTA?	<p>ARTA: <a href="mailto:complaints@arta.gov.ph">complaints@arta.gov.ph</a> 1-ARTA (2782)</p> <p>PCC: 8888 CCB: 0908-881-6565 (SMS) 165 65 (Call)</p> <p>Email: <a href="mailto:email@contactcenterngbayan.gov.ph">email@contactcenterngbayan.gov.ph</a> Web: <a href="https://contactcenterngbayan.gov.ph">https://contactcenterngbayan.gov.ph</a></p> <p>FB: <a href="https://facebook.com/civilservicegovph/">https://facebook.com/civilservicegovph/</a></p>



## VIII. LIST OF OFFICES

Office	Address	Contact Information
Office of the Director	DOST Compound, Gen. Santos Ave., Bicutan, Taguig City	Tel No.: (632) 8683-7750 To 69 loc. 2215  Email Address: <a href="mailto:od@itdi.dost.gov.ph">od@itdi.dost.gov.ph</a> <a href="mailto:avbriones@itdi.dost.gov.ph">avbriones@itdi.dost.gov.ph</a>
Office of the Deputy Director – Research & Development	-do-	Tel. No. (632) 8683-7750 to 69 loc. 2232  Email Address: <a href="mailto:oddrd@itdi.dost.gov.ph">oddrd@itdi.dost.gov.ph</a> / <a href="mailto:cmcmontesa@itdi.dost.gov.ph">cmcmontesa@itdi.dost.gov.ph</a>
Office of the Deputy Director – Administrative & Technical Services	-do-	Tel. No. (632) 8683-7750 to 69 loc. 2218  Email Address: <a href="mailto:oddats@itdi.dost.gov.ph">oddats@itdi.dost.gov.ph</a> ; <a href="mailto:ifquizon@itdi.dost.gov.ph">ifquizon@itdi.dost.gov.ph</a>
<b>RESEARCH AND DEVELOPMENT DIVISIONS</b>		
Chemicals and Energy Division	-do-	Tel. No. (632) 8683-7750 to 69 loc. 2216 Email Address: <a href="mailto:ced@itdi.dost.gov.ph">ced@itdi.dost.gov.ph</a> , <a href="mailto:avobawagan@itdi.dost.gov.ph">avobawagan@itdi.dost.gov.ph</a>
Environmental Biotechnology Division	-do-	Tel. No. (632) 8683-7750 to 69 loc. 2185  Email Address: <a href="mailto:ebd@itdi.dost.gov.ph">ebd@itdi.dost.gov.ph</a> , <a href="mailto:rlesguerra@itdi.dost.gov.ph">rlesguerra@itdi.dost.gov.ph</a>
Food Processing Division	-do-	Tel. No. (632) 8683-7750 to 69 loc. 2165  Email Address: <a href="mailto:fpd@itdi.dost.gov.ph">fpd@itdi.dost.gov.ph</a> , <a href="mailto:mdlvillaseñor@itdi.dost.gov.ph">mdlvillaseñor@itdi.dost.gov.ph</a>
Materials Science Division	-do-	Tel. No. (632) 8683-7750 to 69 loc. 2201, 2233  Email Address: <a href="mailto:msd@itdi.dost.gov.ph">msd@itdi.dost.gov.ph</a> , <a href="mailto:mtmargarito@itdi.dost.gov.ph">mtmargarito@itdi.dost.gov.ph</a>
Packaging Technology Division	-do-	Telefax: (632) 8837-7530, Tel. No. (632) 8683-7750 to 69 loc. 2231  Email Address: <a href="mailto:fvloberiano@itdi.dost.gov.ph">fvloberiano@itdi.dost.gov.ph</a> , <a href="mailto:packaging@itdi.dost.gov.ph">packaging@itdi.dost.gov.ph</a>



TECHNICAL SERVICES DIVISIONS		
National Metrology Division	-do-	<p>Tel. No. (632) 8683-7750 to 69 loc. 2238/2272</p> <p>Fax No. (632) 8837-0032</p> <p>Email Address: <a href="mailto:metrology@itdi.dost.gov.ph">metrology@itdi.dost.gov.ph</a>, <a href="mailto:mmruiz@itdi.dost.gov.ph">mmruiz@itdi.dost.gov.ph</a></p>
Standards and Testing Division	-do-	<p>Tel. No. (632) 8683-7750 to 69 loc. 2188, 2196, 2197</p> <p>Fax No. (632) 8837-0032</p> <p>Email Address: <a href="mailto:mrvparcon@itdi.dost.gov.ph">mrvparcon@itdi.dost.gov.ph</a>, <a href="mailto:std@itdi.dost.gov.ph">std@itdi.dost.gov.ph</a></p>
Technological Services Division	-do-	<p>Tel. No. (632) 8683-7750 to 69 loc. 2265</p> <p>Email address: <a href="mailto:tsd@itdi.dost.gov.ph">tsd@itdi.dost.gov.ph</a>, <a href="mailto:tmnchan@itdi.dost.gov.ph">tmnchan@itdi.dost.gov.ph</a>, <a href="mailto:labaracol@itdi.dost.gov.ph">labaracol@itdi.dost.gov.ph</a></p>
SUPPORT DIVISIONS		
Administrative Division	-do-	<p>Tel. No. (632) 8683-7750 to 69 locals: <b>HRMS:</b> 2219; <b>PPMS:</b> 2220; <b>RMS:</b> 2221; <b>Cashier:</b> 2227; <b>OTC:</b> 2216</p> <p>Email Address: <a href="mailto:admhrms@itdi.dost.gov.ph">admhrms@itdi.dost.gov.ph</a>; <a href="mailto:mmregonda@itdi.dost.gov.ph">mmregonda@itdi.dost.gov.ph</a></p>
Finance and Management Division	-do-	<p>Tel. No. (632) 8683-7750 to 69 loc. 2224/2223/</p> <p>Email Address: <a href="mailto:fmd@itdi.dost.gov.ph">fmd@itdi.dost.gov.ph</a>, <a href="mailto:jfquizon@itdi.dost.gov.ph">jfquizon@itdi.dost.gov.ph</a></p>
Planning and Management Information Systems Division	-do-	<p>Tel. No. (632) 8683-7750 to 69 loc. 2183</p> <p>Email Address: <a href="mailto:pmis@itdi.dost.gov.ph">pmis@itdi.dost.gov.ph</a>, <a href="mailto:ratcruz@itdi.dost.gov.ph">ratcruz@itdi.dost.gov.ph</a></p>