

Purchase Order
INDUSTRIAL TECHNOLOGY DEVELOPMENT INSTITUTE

Appendix 61

Supplier:	GOLDQUEST BIOTECHNOLOGIES, INC.	P.O. No.:	GIAE-PO-2024-01-0013 (EBD)
Address:	414 SAN FERNANDO ST., BRGY. 282 ZONE 26, 1010 SAN NICOLAS, CITY OF MANILA	Date:	January 16, 2024
TIN:		Mode of Procurement:	PB

Gentlemen:
Please furnish this Office the following articles subject to the terms and conditions contained herein:

Place of Delivery:	NATIONAL METROLOGY DIVISION	Delivery Term:	90-120 CD
Date of Delivery:		Payment Term:	

Stock/Property No.	Unit	Particulars	Quantity	Unit Cost	Amount
--------------------	------	-------------	----------	-----------	--------




SUPPLY, DELIVERY, LABOR, INSTALLATION AND COMMISSIONING ON (1) UNIT PHASE CONTRAST INVERTED MICROSCOPE					1,389,639.00
---	--	--	--	--	---------------------

TECHNICAL SPECIFICATION

- Main body
 - Inverted Microscope Eclipse Ti2-U Main Body (100-240V) With intermediate magnification changer 1.5X, Coaxial coarse / fine focus with tension adjustment on coarse and focus stop on course, laser safety interlock signal output. Equipped with side port adapter x2, side port cap x2, cover for blocking the stray light, toolset (2mm hex driver x2, 4mm hex key x1, 3mm hex key x1), plastic cable clamp x2,
- and instruction manual.
- Light distribution:
 - 100 Eyepiece
 - 100 Left port
 - 100 Right port
- 4 AC AC Adapter
- Power Cord BE
- Optical System
 - Infinity Corrected CFI60
- Observation method
 - Brightfield, Phase Contrast
- Eyepiece Tube Base Unit
 - TI2-T-BS S Eyepiece Tube Base Unit
- Tube
 - TC-T-TS S Tube
- Eyepiece
 - CFI 10X with diopter adjustment (F.O.V. 22mm)
- Diascopic Illumination
 - TI2-D-PD Pillar for Dia Illumination Equipped with condenser holder Can insert maximum 2pcs of Ø45mm t≤3mm filters
 - TI2-D-LHLED LED lamp house for Dia-illumination Equipped with ND32 filter (Ø45mm t=3mm) x 1
- Stage
 - TC-S-SR Stage Stage size: 290 x 300mm Cross Travel: 114(X) x 73(Y)mm Equipped with screw for X-axis stroke limit, screw for Y-axis stroke limit
 - TC-S-HM Middle Handle Handle length: 110mm
 - C-S-HU Universal Holder For Terasaki plate holder, slide glass, 35~65mm dish, counting chamber
 - C-S-WC 96 well clamper
- Nosepiece
 - TI2-N-N Sextuple Nosepiece Equipped with nosepiece cap x 5, joint cover for elevating section x 1
- Objectives
 - CFI Plan Fluor DL 4x N.A. 0.13 W.D. 16.5mm, PhL
 - CFI Plan Fluor DL 10x, N.A. 0.30 W.D. 15.20mm, Ph1
 - CFI Achromat LWD ADL 20XF N.A. 0.40, W.D. 3.1mm, PH-1
 - CFI Achromat LWD ADL 40XF N.A. 0.55, W.D. 2.1mm, PH-1
- Condenser
 - TC-C-TC Condenser Turret Supplied with ND128 filter module, blind module Position: 7 (4 for Ø37mm, 3 for Ø39mm) Applicable observation method: BF, DIC, PH, Emboss, NAMC
 - ELWD Lens Unit N.A. 0.29 W.D. 75mm
- Phase Contrast Module
 - TC C ML PHL LWD module
 - TC C ML-PH1 LWD module
- Camera System
 - X7CAM4K8MPB Digital Camera System
 - Sensor & Size: Sony IMX585
 - 1/1.2" (11.14 x 6.26)
 - Pixel (2.9 x 2.9)
 - G Sensitivity: 1028mv with 1/30s

EMAILED

Recipient: _____
Date: 01-28-24 Time: _____

Purchase Order INDUSTRIAL TECHNOLOGY DEVELOPMENT INSTITUTE						Appendix 6.1
Supplier:	GOLDQUEST BIOTECHNOLOGIES, INC.			P.O. No.:	GIAE-PO-2024-01-0013 (EBD)	
Address:	414 SAN FERNANDO ST., BRGY. 282 ZONE 26, 1010 SAN NICOLAS, CITY OF MANILA			Date:	January 16, 2024	
TIN:				Mode of Procurement:	PB	
Gentlemen: Please furnish this Office the following articles subject to the terms and conditions contained herein:						
Place of Delivery: NATIONAL METROLOGY DIVISION				Delivery Term: 90-120 CD		
Date of Delivery:				Payment Term:		
Stock/ Property No.	Unit	Particulars	Quantity	Unit Cost	Amount	
	Accessories	<ul style="list-style-type: none"> ▪ Dark Signal: 0.39mv with 1/30s ▪ FPS/Resolution: 75 @ 3840*2160 ▪ Binning: 1 x 1 ▪ Exposure: 0.048 - 1000 ▪ USB 3.0 (Also known as USB 3.1 Gen 1) ▪ HDMI Interface: 60fps @ 4K or 60fps @ 1080P ▪ LAN Interface: support real time switching (4K/1080P/720P) ▪ WIFI Interface: Connecting 5G WLAN adapter (USB 3.0 slot) ▪ USB Video Interface: Connecting USB Video port or PC for video transfer ▪ White Balance: Auto white balance ▪ Color Technique: Ultra Fine Color Engine ▪ Recording System: Still picture or Movie ▪ With ToupView software ▪ C-mount 0.55x Relay Lens ▪ DS-F F mount adapter ▪ Power Cord B ▪ Laptop Computer for Imaging ▪ ACER Laptop ▪ Operating System: Windows 11 Pro 64-bit English (Perpetual License) ▪ Processor: Intel Core i5 13th Generation 12M cache, up to 4.6 GHz, 8 cores ▪ Display: 15.6" (1920x1080) 16:9, LED IPS anti-glare IPS display ▪ Memory: 8gb ddr5 so-dimm 5200 MHz, max capacity 32GB ▪ Storage: 512gb M.2 SSD ▪ Graphics card: NVIDIA RTX 2050 ▪ 57 WHrs, 4-cell li-ion battery ▪ Keyboard: Backlit chiclet ▪ Network and Communication: ▪ Wi-fi 6 (802.11ax) (Dual band), Supports Bluetooth 5.1 or higher, LAN Port ▪ Inclusion/s: Wired/Wireless Mouse ▪ Microsoft Office Professional 2021 ▪ AVR/UPS 				
	Brand	<ul style="list-style-type: none"> ▪ Microscope Cover ▪ Microscope: Nikon ▪ Camera System: Touptek ▪ Microscope : Japan ▪ Camera System : China 				
	Origin					
Warranty: Three (3) years on equipment, parts and services from date of installation With Two (2) year annual preventive maintenance and services with calibration certificate <i>Other inclusion: (1) 1KVA VPC, and (1) 1KVA AVR of compatible to the equipment</i>						
END USER: KIM CHRISTOPHER C. AGANDA			Less: VAT	62,037.45	1,389,639.00	
			EWT	12,407.49	74,444.94	
			TOTAL:		1,315,194.06	
(Total Amount in Words): One Million Three Hundred Fifteen Thousand One Hundred Ninety Four Pesos & 06/100						
In case of failure to make the full delivery within the time specified above, a penalty of one-tenth (1/10) of one percent for every day of delay shall be imposed on the undelivered item/s.						
Conforme:			Very truly yours,			
 Signature over Printed Name of Supplier ROBERT A. BLAG Date: JAN. 23, 2024			 Signature over Printed Name of Authorized Official DR. ANNABELLE V. BRIONES Director Designation			
Fund Cluster:			ORS/BURS No.: TPCO 202401009			
BIOREPOSITORY OF HUMAN RESPIRATORY VIRUS WITH RISK GROUP LEVEL 2 INFECTIONS IN SELECTED TERTIARY HOSPITALS IN LUZON Date: Jan 23, 2024  PATRICIA ASHLEY M. MENDOZA Signature over Printed Name of Chief Accountant/Head of Accounting Division/Unit Accountant II			Date of the ORS/BURS: _____ Amount: 1,389,639.00			

hr 1/18/2024