

STATEMENT OF APPROPRIATIONS, ALLOTMENTS, OBLIGATIONS DISBURSEMENTS AND BALANCES
As of the Quarter Ending March 31, 2018

Department : Department of Science and Technology
Agency : Industrial Technology Development Institute (ITDI)
OU :
Org. Code : 19005000000

X	Current Year Appropriations
	Supplemental Appropriations
	Continuing Appropriations

Particulars	UACS CODE	Authorize Appropriation	Adjustments (Transfer To)(From, Realignment)	Adjusted Appropriations	Allotments Received	Adjustments (Withdrawal, Realignment)	Transfer To	Transfer From	Adjusted Total Allotments	1st Quarter Ending March 31	2nd Quarter Ending June 30	3rd Quarter Ending Sept. 30	4th Quarter Ending Dec. 31	Total
1	2	3	4	5=3+4	6	7	8	9	10=(6+(-7)-8+9)	11	12	13	14	15=(11+12+13+14)
Promotion and Marketing of Industrial Technologies and Services		22,174,000.00	-	22,174,000.00	22,174,000.00	-	-	-	22,174,000.00	4,819,556.36	-	-	-	4,819,556.36
PS		20,757,000.00	-	20,757,000.00	20,757,000.00	-	-	-	20,757,000.00	4,556,732.19	-	-	-	4,556,732.19
MOOE		1,417,000.00	-	1,417,000.00	1,417,000.00	-	-	-	1,417,000.00	262,824.17	-	-	-	262,824.17
CO		-	-	-	-	-	-	-	-	-	-	-	-	-
INDUSTRIAL TECHNOLOGY TECHNICAL SERVICES PROGRAM		266,348,000.00	-	266,348,000.00	262,648,000.00	-	-	-	262,648,000.00	23,916,622.17	-	-	-	23,916,622.17
Testing and Analysis of Materials/Products, Calibration Instruments and Apparatus and other Technical Services		53,095,000.00	-	53,095,000.00	49,395,000.00	-	-	-	49,395,000.00	10,340,483.54	-	-	-	10,340,483.54
PS		44,129,000.00	-	44,129,000.00	44,129,000.00	-	-	-	44,129,000.00	9,093,504.96	-	-	-	9,093,504.96
MOOE		8,966,000.00	-	8,966,000.00	5,266,000.00	-	-	-	5,266,000.00	1,246,978.58	-	-	-	1,246,978.58
CO		-	-	-	-	-	-	-	-	-	-	-	-	-
Locally-Funded Project(s)		213,253,000.00	-	213,253,000.00	213,253,000.00	-	-	-	213,253,000.00	13,576,138.63	-	-	-	13,576,138.63
Enhancing the Competence and Capability of the National Metrology Laboratories of the Philippines		213,253,000.00	-	213,253,000.00	213,253,000.00	-	-	-	213,253,000.00	13,576,138.63	-	-	-	13,576,138.63
PS		97,907,000.00	-	97,907,000.00	97,907,000.00	-	-	-	97,907,000.00	13,306,138.63	-	-	-	13,306,138.63
MOOE		115,346,000.00	-	115,346,000.00	115,346,000.00	-	-	-	115,346,000.00	270,000.00	-	-	-	270,000.00
CO		-	-	-	-	-	-	-	-	-	-	-	-	-
Subtotal, Agency Specific Budget		552,969,000.00	-	552,969,000.00	545,052,000.00	-	-	-	545,052,000.00	69,560,224.58	-	-	-	69,560,224.58
PS		230,297,000.00	-	230,297,000.00	226,080,000.00	-	-	-	226,080,000.00	47,281,891.67	-	-	-	47,281,891.67
MOOE		165,185,000.00	-	165,185,000.00	161,485,000.00	-	-	-	161,485,000.00	21,906,032.91	-	-	-	21,906,032.91
CO		157,487,000.00	-	157,487,000.00	157,487,000.00	-	-	-	157,487,000.00	372,300.00	-	-	-	372,300.00
II. Automatic Appropriations														
General Administration and Support		2,667,000.00	-	2,667,000.00	2,667,000.00	-	-	-	2,667,000.00	641,658.19	-	-	-	641,658.19
General Administration and Supervision		1,952,000.00	-	1,952,000.00	1,952,000.00	-	-	-	1,952,000.00	427,371.65	-	-	-	427,371.65
PS		1,952,000.00	-	1,952,000.00	1,952,000.00	-	-	-	1,952,000.00	427,371.65	-	-	-	427,371.65
Evaluation, Coordination and Monitoring of Industrial Programs/Projects and Management Information System		715,000.00	-	715,000.00	715,000.00	-	-	-	715,000.00	214,286.54	-	-	-	214,286.54
PS		715,000.00	-	715,000.00	715,000.00	-	-	-	715,000.00	214,286.54	-	-	-	214,286.54
Operations		12,713,000.00	-	12,713,000.00	12,713,000.00	-	-	-	12,713,000.00	3,111,643.71	-	-	-	3,111,643.71
OO: Increased benefits to Filipinos from scientific knowledge and technologies for industry and competitiveness		12,713,000.00	-	12,713,000.00	12,713,000.00	-	-	-	12,713,000.00	3,111,643.71	-	-	-	3,111,643.71
INDUSTRIAL TECHNOLOGY RESEARCH AND DEVELOPMENT		6,670,000.00	-	6,670,000.00	6,670,000.00	-	-	-	6,670,000.00	1,673,731.52	-	-	-	1,673,731.52
Research and Development of Technologies In Industrial Manufacturing, Mineral Processing and Energy		6,670,000.00	-	6,670,000.00	6,670,000.00	-	-	-	6,670,000.00	1,673,731.52	-	-	-	1,673,731.52
PS		6,670,000.00	-	6,670,000.00	6,670,000.00	-	-	-	6,670,000.00	1,673,731.52	-	-	-	1,673,731.52
INDUSTRIAL TECHNOLOGY TRANSFER PROGRAM		1,927,000.00	-	1,927,000.00	1,927,000.00	-	-	-	1,927,000.00	480,850.03	-	-	-	480,850.03
Promotion and Marketing of Industrial Technologies and Services		1,927,000.00	-	1,927,000.00	1,927,000.00	-	-	-	1,927,000.00	480,850.03	-	-	-	480,850.03
PS		1,927,000.00	-	1,927,000.00	1,927,000.00	-	-	-	1,927,000.00	480,850.03	-	-	-	480,850.03
INDUSTRIAL TECHNOLOGY TECHNICAL SERVICES PROGRAM		4,116,000.00	-	4,116,000.00	4,116,000.00	-	-	-	4,116,000.00	957,062.16	-	-	-	957,062.16
Testing and Analysis of Materials/Products, Calibration Instruments and Apparatus and other Technical Services		4,116,000.00	-	4,116,000.00	4,116,000.00	-	-	-	4,116,000.00	957,062.16	-	-	-	957,062.16
PS		4,116,000.00	-	4,116,000.00	4,116,000.00	-	-	-	4,116,000.00	957,062.16	-	-	-	957,062.16

STATEMENT OF APPROPRIATIONS, ALLOTMENTS, OBLIGATIONS DISBURSEMENTS AND BALANCES
As of the Quarter Ending March 31, 2018

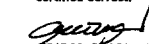
FAR No. 1

Department : Department of Science and Technology
Agency : Industrial Technology Development Institute (ITDI)
OU :
Org. Code : 190050000000


X	Current Year Appropriations
	Supplemental Appropriations
	Continuing Appropriations

Particulars	UACS CODE	Authorize Appropriation	Adjustments (Transfer To/From, Realignment)	Adjusted Appropriations	Allotments Received	Adjustments (Withdrawal, Realignment)	Transfer To	Transfer From	Adjusted Total Allotments	1st Quarter Ending March 31	2nd Quarter Ending June 30	3rd Quarter Ending Sept. 30	4th Quarter Ending Dec. 31	Total
1	2	3	4	5=3+4	6	7	8	9	10=6+(-7)-8+9	11	12	13	14	15=(11+12+13+14)
Subtotal, Automatic Appropriations		15,380,000.00	-	15,380,000.00	15,380,000.00	-	-	-	15,380,000.00	3,753,301.90	-	-	-	3,753,301.90
PS		15,380,000.00	-	15,380,000.00	15,380,000.00	-	-	-	15,380,000.00	3,753,301.90	-	-	-	3,753,301.90
III. Special Purpose Funds														
Miscellaneous Personnel Benefits Fund (MPBF)														
PS		-	-	-	-	-	-	-	-	-	-	-	-	-
Pension and Gratuity Fund (PGF)														
PS		-	912,958.00	912,958.00	-	-	-	912,958.00	912,958.00	912,956.90	-	-	-	912,956.90
		-	912,958.00	912,958.00	-	-	-	912,958.00	912,958.00	912,956.90	-	-	-	912,956.90
Subtotal, Special Purpose Funds		-	912,958.00	912,958.00	-	-	-	912,958.00	912,958.00	912,956.90	-	-	-	912,956.90
PS		-	912,958.00	912,958.00	-	-	-	912,958.00	912,958.00	912,956.90	-	-	-	912,956.90
GRAND TOTAL		568,349,000.00	912,958.00	569,261,958.00	560,432,000.00	-	-	912,958.00	561,344,958.00	74,226,483.38	-	-	-	74,226,483.38
PS		245,677,000.00	912,958.00	246,589,958.00	241,460,000.00	-	-	912,958.00	242,372,958.00	51,948,150.47	-	-	-	51,948,150.47
MOOE		165,185,000.00	-	165,185,000.00	161,485,000.00	-	-	-	161,485,000.00	21,906,032.91	-	-	-	21,906,032.91
CO		157,487,000.00	-	157,487,000.00	157,487,000.00	-	-	-	157,487,000.00	372,300.00	-	-	-	372,300.00


Certified Correct:


ERIC M. CHARLTON
AO V
Date:

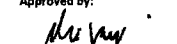
Certified Correct:


SOLEDAD S. REYES
Accountant IV
Date:

Recommending Approval:


DR. JANET F. QUIZON
Chief, FMD
Date:

Approved by:


ANNABELLE V. BRIONES
OIC, Office of the Director
Date:

STATEMENT OF APPROPRIATIONS, ALLOTMENTS, OBLIGATIONS DISBURSEMENTS AND BALANCES
As of the Quarter Ending March 31, 2018

FAR No. 1

Department : Department of Science and Technology
Agency : Industrial Technology Development Institute (ITDI)
OU :
Org. Code : 19005000000

X	Current Year Appropriations
	Supplemental Appropriations
	Continuing Appropriations

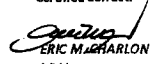
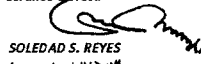

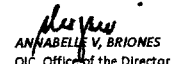
Particulars	UACS CODE	1st Quarter Ending March 31	2nd Quarter Ending June 30	3rd Quarter Ending Sept. 30	4th Quarter Ending Dec. 31	Total	Unreleased Appropriations	Unobligated Allotment	Unpaid Obligations	
									Due and Demandable	Not Yet Due and Demandable
1	2	16	17	18	19	20=(16+17+18+19)	21=(5-10)	22=(10-15)	23	24
Promotion and Marketing of Industrial Technologies and Services		4,644,383.57	-	-	-	4,644,383.57	-	17,354,443.64	23,616.62	151,556.17
PS		4,546,219.37	-	-	-	4,546,219.37	-	16,200,267.81	4,000.00	6,512.82
MOOE		98,164.20	-	-	-	98,164.20	-	1,154,175.83	19,616.62	145,043.35
CO		-	-	-	-	-	-	-	-	-
INDUSTRIAL TECHNOLOGY TECHNICAL SERVICES PROGRAM		16,485,656.28	-	-	-	16,485,656.28	3,700,000.00	238,731,377.83	262,046.11	7,168,919.78
Testing and Analysis of Materials/Products, Calibration Instruments and Apparatus and other Technical Services		10,132,392.02	-	-	-	10,132,392.02	3,700,000.00	39,054,516.46	70,163.31	137,928.21
PS		9,066,013.45	-	-	-	9,066,013.45	-	35,035,495.04	7,800.00	19,691.51
MOOE		1,066,378.57	-	-	-	1,066,378.57	3,700,000.00	4,019,021.42	62,363.31	118,236.70
CO		-	-	-	-	-	-	-	-	-
Locally-Funded Project(s)		6,353,264.26	-	-	-	6,353,264.26	-	199,676,861.37	191,882.80	7,030,991.57
Enhancing the Competence and Capability of the National Metrology Laboratories of the Philippines		6,353,264.26	-	-	-	6,353,264.26	-	199,676,861.37	191,882.80	7,030,991.57
PS		-	-	-	-	-	-	-	-	-
MOOE		6,353,264.26	-	-	-	6,353,264.26	-	84,600,861.37	191,882.80	6,760,991.57
CO		-	-	-	-	-	-	115,076,000.00	-	270,000.00
Subtotal, Agency Specific Budget		56,319,411.04	-	-	-	56,319,411.04	7,917,000.00	475,491,775.42	783,766.52	12,457,047.02
PS		45,099,741.56	-	-	-	45,099,741.56	4,217,000.00	178,798,108.33	83,732.73	2,098,417.38
MOOE		11,128,198.18	-	-	-	11,128,198.18	3,700,000.00	139,578,967.09	700,033.79	10,077,800.94
CO		91,471.30	-	-	-	91,471.30	-	157,114,700.00	-	280,828.70
II. Automatic Appropriations										
General Administration and Support		441,029.49	-	-	-	441,029.49	-	2,025,341.81	200,628.70	-
General Administration and Supervision		286,431.97	-	-	-	286,431.97	-	1,524,628.35	140,939.68	-
PS		286,431.97	-	-	-	286,431.97	-	1,524,628.35	140,939.68	-
Evaluation, Coordination and Monitoring of Industrial Programs/Projects and Management Information System		154,597.52	-	-	-	154,597.52	-	500,713.46	59,689.02	-
PS		154,597.52	-	-	-	154,597.52	-	500,713.46	59,689.02	-
Operations		2,069,799.07	-	-	-	2,069,799.07	-	9,601,356.29	1,041,844.64	-
OO: Increased benefits to Filipinos from scientific knowledge and technologies for industry and competitiveness		2,069,799.07	-	-	-	2,069,799.07	-	9,601,356.29	1,041,844.64	-
INDUSTRIAL TECHNOLOGY RESEARCH AND DEVELOPMENT		1,102,715.88	-	-	-	1,102,715.88	-	4,996,268.48	571,015.64	-
Research and Development of Technologies in Industrial Manufacturing, Mineral Processing and Energy		1,102,715.88	-	-	-	1,102,715.88	-	4,996,268.48	571,015.64	-
PS		1,102,715.88	-	-	-	1,102,715.88	-	4,996,268.48	571,015.64	-
INDUSTRIAL TECHNOLOGY TRANSFER PROGRAM		328,808.23	-	-	-	328,808.23	-	1,446,149.97	152,041.80	-
Promotion and Marketing of Industrial Technologies and Services		328,808.23	-	-	-	328,808.23	-	1,446,149.97	152,041.80	-
PS		328,808.23	-	-	-	328,808.23	-	1,446,149.97	152,041.80	-
INDUSTRIAL TECHNOLOGY TECHNICAL SERVICES PROGRAM		638,274.96	-	-	-	638,274.96	-	3,158,937.84	318,787.20	-
Testing and Analysis of Materials/Products, Calibration Instruments and Apparatus and other Technical Services		638,274.96	-	-	-	638,274.96	-	3,158,937.84	318,787.20	-
PS		638,274.96	-	-	-	638,274.96	-	3,158,937.84	318,787.20	-

STATEMENT OF APPROPRIATIONS, ALLOTMENTS, OBLIGATIONS DISBURSEMENTS AND BALANCES
As of the Quarter Ending March 31, 2018

FAR No. 1

Department : Department of Science and Technology
Agency : Industrial Technology Development Institute (ITDI)
OU :
Org. Code : 19005000000

X	Current Year Appropriations
	Supplemental Appropriations
	Continuing Appropriations

Particulars	UACS CODE	1st Quarter Ending March 31	2nd Quarter Ending June 30	3rd Quarter Ending Sept. 30	4th Quarter Ending Dec. 31	Total	Unreleased Appropriations	Unobligated Allotment	Unpaid Obligations	
									Due and Demandable	Not Yet Due and Demandable
1	2	16	17	18	19	20=(16+17+18+19)	21=(5-10)	22=(10-15)	23	24
Subtotal, Automatic Appropriations		2,510,828.56	-	-	-	2,510,828.56	-	11,626,698.10	1,242,473.34	-
PS		2,510,828.56	-	-	-	2,510,828.56	-	11,626,698.10	1,242,473.34	-
III. Special Purpose Funds										
Miscellaneous Personnel Benefits Fund (MPBF)										
PS		-	-	-	-	-	-	-	-	-
Pension and Gratuity Fund (PGF)		912,956.90	-	-	-	912,956.90	-	1.10	-	0.00
PS		912,956.90	-	-	-	912,956.90	-	1.10	-	0.00
Subtotal, Special Purpose Funds		912,956.90	-	-	-	912,956.90	-	1.10	-	0.00
PS		912,956.90	-	-	-	912,956.90	-	1.10	-	0.00
GRAND TOTAL		59,743,196.50	-	-	-	59,743,196.50	7,917,000.00	487,118,474.62	2,026,239.86	12,457,047.02
PS		48,523,527.02	-	-	-	48,523,527.02	4,217,000.00	190,424,807.53	1,326,206.07	2,098,417.38
MOOE		11,128,198.18	-	-	-	11,128,198.18	3,700,000.00	139,578,967.09	700,033.79	10,077,800.94
CO		91,471.30	-	-	-	91,471.30	-	157,114,700.00	-	280,828.70
Certified Correct:		Certified Correct:		Recommending Approval:		Approved by:				
 ERIC M. MARLON AO V Date:		 SOLEDAD S. REYES Accountant IV Date:		 DR. JANER F. QUIZON Chief, FMD Date:		 ANNABELLE V. BRIONES OIC, Office of the Director Date:				