




QUARTERLY REPORT OF REVENUE AND OTHER RECEIPTS
As of the Quarter Ending December 31, 2015
(In Pesos)

Department : DEPARTMENT OF SCIENCE AND TECHNOLOGY
Agency : INDUSTRIAL TECHNOLOGY DEVELOPMENT INSTITUTE
Operating Unit :
Organization Code (UACS) : 190050000000


CLASSIFICATION/SOURCES OF REVENUE AND OTHER RECEIPTS	UACS Code	REVENUE TARGET (Annual)	ACTUAL REVENUE AND OTHER RECEIPTS COLLECTIONS					CUMULATIVE REMITTANCE/DEPOSITS TO DATE			VARIANCE		Remarks	
			1st Quarter	2nd Quarter	3rd Quarter	4th Quarter	TOTAL	Remittance to BTr	Deposited with AGDB	TOTAL	Amount	%		
1	2	3	4	5	6	7	8=(4+5+6+7)	9	10	11=(9+10)	12=(8-3)	13=(12/3)	14	
A. General Fund (formerly, Fund 101)														
- Non-Tax														
Service Income & Business Service Income														
Other Service Income	40201990	17,511,000.00	6,120,745.00	5,304,320.00	7,864,856.10	6,409,354.68	25,699,275.78	25,671,195.78	-	25,671,195.78	8,188,275.78	46.76%	P28,080.00 for deposit on the next working day	
Clearance and Certification Fees			359,450.00	273,975.00	285,895.00	258,260.00	1,177,580.00	1,177,580.00	-	1,177,580.00				
Test and Analysis			2,996,421.00	2,338,065.00	4,360,351.10	3,319,566.48	13,014,403.58	13,010,503.58	-	13,010,503.58				
Calibration			2,764,874.00	2,692,280.00	3,218,610.00	2,831,528.20	11,507,292.20	11,483,112.20	-	11,483,112.20				
Business Income														
Rent Income	40202050		-	1,500.00	2,000.00	3,500.00	7,000.00	7,000.00	-	7,000.00	7,000.00			
Other Business Income	40202990	1,007,000.00	907,801.00	321,214.01	84,168.47	713,676.52	2,026,860.00	2,026,860.00	-	2,026,860.00	1,019,860.00	101.28%		
Use of Facilities			907,801.00	321,214.01	84,168.47	713,676.52	2,026,860.00	2,026,860.00	-	2,026,860.00				
Miscellaneous Income														
Sub-Total		18,518,000.00	7,028,546.00	5,627,034.01	7,951,024.57	7,126,531.20	27,733,135.78	27,705,055.78	-	27,705,055.78	9,215,135.78	49.76%		
B. Special Account in the General Fund (formerly, Fund 161,183,401,151-159)														
C. Off-Budget Accounts (formerly, Fund 161 to 164, etc.)														
D. Custodial Funds (formerly, Fund 101-184,187)														
Technical Services			1,292,805.00	1,053,398.52	1,563,401.04	1,420,651.00	5,330,255.56	5,330,255.56	-	5,330,255.56				
Grant In Aid														
DOST & Attached Agencies			21,043,356.52	15,676,876.00	62,326,388.96	1,358,174.90	100,404,796.38	100,404,796.38	-	100,404,796.38				
Bidder's/Performance Bond			33,825.75	669,856.37	396,956.00	686,644.35	1,787,282.47	1,787,282.47	-	1,787,282.47				
Sub-Total			22,369,987.27	17,400,130.89	64,286,746.00	3,465,470.25	107,522,334.41	107,522,334.41	-	107,522,334.41				
Grand Total			29,398,533.27	23,027,164.90	72,237,770.57	10,592,001.45	135,255,470.19	135,227,390.19	-	135,227,390.19				

Certified Correct:


SOLEDAD S. REYES
Accountant IV
Date: 



Approver By:


MARIA PATRICIA V. AZANZA, Ph.D.

Director, ITDI

Date:



FMD Accounting File Copy

QUARTERLY REPORT OF REVENUE AND OTHER RECEIPTS
As of the Quarter Ending September 30, 2015
(In Pesos)

Department : DEPARTMENT OF SCIENCE AND TECHNOLOGY
Agency : INDUSTRIAL TECHNOLOGY DEVELOPMENT INSTITUTE
Operating Unit :
Organization Code (UACS) : 190050000000

FMD Accounting File Copy

CLASSIFICATION/SOURCES OF REVENUE AND OTHER RECEIPTS	UACS Code	REVENUE TARGET (Annual)	ACTUAL REVENUE AND OTHER RECEIPTS COLLECTIONS					CUMULATIVE REMITTANCE/DEPOSITS TO DATE			VARIANCE		Remarks
			1st Quarter	2nd Quarter	3rd Quarter	4th Quarter	TOTAL	Remittance to BTr	Deposited with AGDB	TOTAL	Amount	%	
1	2	3	4	5	6	7	8=(4+5+6+7)	9	10	11=(9+10)	12=(8-3)	13=(12/3)	14
A. General Fund (formerly, Fund 101)													
- Non-Tax													
Service Income & Business Income													
Service Income													
Other Service Income	40201990	17,511,000.00	6,120,745.00	5,304,320.00	7,864,856.10	-	19,289,921.10	19,232,173.10	-	19,232,173.10	1,778,921.10	10.16%	P59,748.00 for deposit on the next working day
Clearance and Certification Fees			359,450.00	273,975.00	285,895.00		919,320.00	918,360.00	-	918,360.00			
Test and Analysis			2,996,421.00	2,338,065.00	4,360,351.10		9,694,837.10	9,671,619.10	-	9,671,619.10			
Calibration			2,764,874.00	2,692,280.00	3,218,610.00		8,675,764.00	8,642,194.00	-	8,642,194.00			
Business Income													
Rent Income	40202050		-	1,500.00	2,000.00	-	3,500.00	1,500.00	-	1,500.00	3,500.00		
Other Business Income	40202990	1,007,000.00	907,801.00	321,214.01	84,168.47	-	1,313,183.48	1,313,183.48	-	1,313,183.48	306,183.48	30.41%	
Use of Facilities													
Miscellaneous Income			907,801.00	321,214.01	84,168.47		1,313,183.48	1,313,183.48	-	1,313,183.48			
Sub-Total		18,518,000.00	7,028,546.00	5,627,034.01	7,951,024.57	-	20,606,604.58	20,546,856.58	-	20,546,856.58	2,088,604.58	11.28%	
B. Special Account in the General Fund (formerly, Fund 161,183,401,151-159)													
C. Off-Budget Accounts (formerly, Fund 161 to 164, etc.)													
D. Custodial Funds (formerly, Fund 101-184,187)													
Technical Services			1,292,805.00	1,053,398.52	1,563,401.04		3,909,604.56	3,909,604.56	-	3,909,604.56			
Grant In Aid													
DOST & Attached Agencies			21,043,356.52	15,676,876.00	62,326,388.96		99,046,621.48	99,046,621.48	-	99,046,621.48			
Bidder's/Performance Bond			33,825.75	669,856.37	396,956.00		1,100,638.12	1,100,638.12	-	1,100,638.12			
Sub-Total			22,369,987.27	17,400,130.89	64,286,746.00	-	104,056,864.16	104,056,864.16	-	104,056,864.16			
Grand Total			29,398,533.27	23,027,164.90	72,237,770.57	-	124,663,468.74	124,603,720.74	-	124,603,720.74			

Certified Correct:

SOLEDAD S. REYES

Accountant IV

Date:



Approved By:

MARIA PATRICIA V. AZANZA, Ph.D.

Director, ITDI

Date:

QUARTERLY REPORT OF REVENUE AND OTHER RECEIPTS
As of the Quarter Ending June 30, 2015
(In Pesos)

Department : DEPARTMENT OF SCIENCE AND TECHNOLOGY
Agency : INDUSTRIAL TECHNOLOGY DEVELOPMENT INSTITUTE
Operating Unit :
Organization Code (UACS) : 19005000000

FMD Accounting File Copy

8/4/15
gn

CLASSIFICATION/SOURCES OF REVENUE AND OTHER RECEIPTS	UACS Code	REVENUE TARGET (Annual)	ACTUAL REVENUE AND OTHER RECEIPTS COLLECTIONS					CUMULATIVE REMITTANCE/DEPOSITS TO DATE			VARIANCE		Remarks
			1st Quarter	2nd Quarter	3rd Quarter	4th Quarter	TOTAL	Remittance to BTr	Deposited with AGDB	TOTAL	Amount	%	
1	2	3	4	5	6	7	8=(4+5+6+7)	9	10	11=(9+10)	12=(8-3)	13=(12/3)	14
A. General Fund (formerly, Fund 101)													
- Non-Tax Service Income & Business Income													
Service Income	40201990	17,511,000.00	6,120,745.00	5,304,320.00	-	-	11,425,065.00	11,350,770.00	-	11,350,770.00	(6,085,935.00)	-34.75%	P74,295.00 for deposit on the next working day
Other Service Income			359,450.00	273,975.00			633,425.00	619,370.00	-	619,370.00			
Clearance and Certification Fees			2,996,421.00	2,338,065.00			5,334,486.00	5,289,726.00	-	5,289,726.00			
Test and Analysis			2,764,874.00	2,692,280.00			5,457,154.00	5,441,674.00	-	5,441,674.00			
Calibration													
Business Income													
Rent Income	40202050		-	1,500.00	-	-	1,500.00	1,500.00	-	1,500.00	1,500.00		
Other Business Income	40202990	1,007,000.00	907,801.00	321,214.01	-	-	1,229,015.01	1,229,015.01	-	1,229,015.01	222,015.01	22.05%	
Use of Facilities			907,801.00	321,214.01			1,229,015.01	1,229,015.01	-	1,229,015.01			
Miscellaneous Income													
Sub-Total		18,518,000.00	7,028,546.00	5,627,034.01	-	-	12,655,580.01	12,581,285.01	-	12,581,285.01	(5,862,419.99)	-31.66%	
B. Special Account in the General Fund (formerly, Fund 161,183,401,151-159)													
C. Off-Budget Accounts (formerly, Fund 161 to 164, etc.)													
D. Custodial Funds (formerly, Fund 101-184,187)													
Technical Services			1,292,805.00	1,053,398.52			2,346,203.52	2,346,203.52	-	2,346,203.52			
Grant In Aid													
DOST & Attached Agencies			21,043,356.52	15,676,876.00			36,720,232.52	36,720,232.52	-	36,720,232.52			
Bidders/Performance Bond			33,825.75	669,856.37			703,682.12	703,682.12	-	703,682.12			
Sub-Total			22,369,987.27	17,400,130.89	-	-	39,770,118.16	39,770,118.16	-	39,770,118.16			
Grand Total			29,398,533.27	23,027,164.90	-	-	52,425,698.17	52,351,403.17	-	52,351,403.17			

Certified Correct:

SOLEDAD S. REYES

Accountant IV

Date:

Approved By:

MARIA PATRICIA V. AZANZA, Ph.D.

Director, ITDI

Date:

QUARTERLY REPORT OF REVENUE AND OTHER RECEIPTS
As of the Quarter Ending March 31, 2015
(In Pesos)

Department : DEPARTMENT OF SCIENCE AND TECHNOLOGY
Agency : INDUSTRIAL TECHNOLOGY DEVELOPMENT INSTITUTE
Operating Unit :
Organization Code (UACS) : 190050000000

CLASSIFICATION/SOURCES OF REVENUE AND OTHER RECEIPTS	UACS Code	REVENUE TARGET (Annual)	ACTUAL REVENUE AND OTHER RECEIPTS COLLECTIONS					CUMULATIVE REMITTANCE/DEPOSITS TO DATE			VARIANCE		Remarks
			1st Quarter	2nd Quarter	3rd Quarter	4th Quarter	TOTAL	Remittance to BTr	Deposited with AGOB	TOTAL	Amount	%	
1	2	3	4	5	6	7	8=(4+5+6+7)	9	10	11=(9+10)	12=(8-3)	13=(12/3)	14
A. General Fund (formerly, Fund 101)													
- Non-Tax													
Service Income & Business Income													
Service Income													
Other Service Income	40201990	17,511,000.00	6,120,745.00	-	-	-	6,120,745.00	6,066,455.00	-	6,066,455.00	(11,390,255.00)	-65.05%	P54,640.00 for deposit on the next working day
Clearance and Certification Fees			359,450.00				359,450.00	358,450.00		358,450.00			
Test and Analysis			2,996,421.00				2,996,421.00	2,959,371.00		2,959,371.00			
Calibration			2,764,874.00				2,764,874.00	2,748,634.00		2,748,634.00			
Business Income													
Rent Income	40202050												
Other Business Income	40202990	1,007,000.00	907,801.00	-	-	-	907,801.00	907,451.00	-	907,451.00	(99,199.00)	-9.85%	
Use of Facilities													
Miscellaneous Income			907,801.00				907,801.00	907,451.00		907,451.00			
Sub-Total		18,518,000.00	7,028,546.00	-	-	-	7,028,546.00	6,973,906.00	-	6,973,906.00	(11,489,454.00)	-62.04%	
B. Special Account in the General Fund (formerly, Fund 161,183,401,151-159)													
C. Off-Budget Accounts (formerly, Fund 161 to 164, etc.)													
D. Custodial Funds (formerly, Fund 101-184,187)													
Technical Services			1,292,805.00				1,292,805.00	1,292,805.00	-	1,292,805.00			
Grant In Aid													
DOST & Attached Agencies			21,043,356.52				21,043,356.52	21,043,356.52	-	21,043,356.52			
Bidder's/Performance Bond			33,825.75				33,825.75	33,825.75	-	33,825.75			
Sub-Total			22,369,987.27	-	-	-	22,369,987.27	22,369,987.27	-	22,369,987.27			
Grand Total			29,398,533.27	-	-	-	29,398,533.27	29,343,893.27	-	29,343,893.27			


Certified Correct:

SOLEDAD S. REYES

Accountant IV

Date:

[Signature]



Approved by:

MARIA PATRICIA V. AZANZA, Ph.D.

Director, ITDI

Date:

[Signature]

SMD Accounting File Copy