

STATEMENT OF APPROPRIATIONS, ALLOTMENTS, OBLIGATIONS DISBURSEMENTS AND BALANCES
As of the Quarter Ending December 31, 2014

FAR No. 1

Department : Department of Science and Technology
Agency : Industrial Technology Development Institute (ITDI)
OU :
Org. Code : 19005000000

X	Current Year Appropriations
	Supplemental Appropriations
	Continuing Appropriations

Particulars	UACS CODE	Appropriations			Allotments				Current Year Obligations					
		Authorize Appropriation	Adjustments (Transfer (To)/From, Reallignment)	Adjusted Appropriations	Allotments Received	Adjustments (Withdrawal, Reallignment)	Transfer To	Transfer From	Adjusted Total Allotments	1st Quarter Ending March 31	2nd Quarter Ending June 30	3rd Quarter Ending Sept. 30	4th Quarter Ending Dec. 31	Total
1	2	3	4	5=3+4	6	7	8	9	10=[(6+(-)7)-8+9]	11	12	13	14	15=(11+12+13+14)
Agency Specific Budget		215,131,000.00		215,131,000.00	213,468,000.00	(0.00)			213,469,000.00	46,315,541.15	41,732,610.35	44,519,732.68	60,421,434.71	193,989,319.19
General Administration and Support		35,499,000.00		35,499,000.00	35,499,000.00	(0.00)			35,499,000.00	12,413,407.48	3,312,791.68	8,919,820.63	10,203,522.85	34,849,542.64
General Administration and Supervision	100010000	35,499,000.00		35,499,000.00	35,499,000.00	(0.00)			35,499,000.00	12,413,407.48	3,312,791.68	8,919,820.63	10,203,522.85	34,849,542.64
PS		27,636,000.00		27,636,000.00	27,636,000.00	933,103.61			28,569,103.61	10,784,316.53	2,073,683.89	8,110,029.61	7,592,969.97	28,561,000.00
MOOE		7,863,000.00		7,863,000.00	7,863,000.00	(933,103.61)			6,929,896.39	1,629,090.95	1,239,107.79	809,791.02	2,610,552.88	6,288,542.64
CO		-		-	-	-			-	-	-	-	-	-
Operations		149,633,000.00		149,633,000.00	147,971,000.00				147,971,000.00	30,876,705.18	35,477,956.23	31,578,135.82	46,395,598.36	144,328,395.59
MFO 1 - Scientific Research and Development	301000000	91,629,000.00		91,629,000.00	91,629,000.00	(1,425,451.00)			90,203,549.00	17,872,824.95	21,266,441.13	18,673,035.77	28,874,875.99	86,687,177.84
1. Scientific Research and Development Services on Application of Technologies in Industrial, biological and Allied Fields	301010000	91,629,000.00		91,629,000.00	91,629,000.00	(1,425,451.00)			90,203,549.00	17,872,824.95	21,266,441.13	18,673,035.77	28,874,875.99	86,687,177.84
PS		63,051,000.00		63,051,000.00	63,051,000.00	3,750,000.00			66,801,000.00	14,542,990.51	15,653,228.87	15,470,516.11	21,134,364.51	66,801,000.00
MOOE		26,528,000.00		26,528,000.00	26,528,000.00	(5,175,451.00)			21,352,549.00	3,329,934.44	4,955,939.52	2,868,615.66	7,063,996.48	18,218,486.10
CO		2,050,000.00		2,050,000.00	2,050,000.00	-			2,050,000.00	-	657,272.74	333,904.00	676,515.00	1,667,591.74
a. Research and Development of Technologies in Industrial Manufacturing, Mineral Processing and Energy	301010001	85,308,000.00		85,308,000.00	85,308,000.00	(1,502,814.00)			83,805,186.00	16,526,972.07	19,667,481.60	17,233,746.06	26,884,823.80	80,313,023.53
PS		57,218,000.00		57,218,000.00	57,218,000.00	3,400,000.00			60,618,000.00	13,223,886.21	14,148,792.45	14,047,020.85	19,198,300.49	60,618,000.00
MOOE		26,040,000.00		26,040,000.00	26,040,000.00	(4,902,814.00)			21,137,186.00	3,303,085.86	4,861,416.41	2,852,821.21	7,010,008.31	18,027,331.79
CO		2,050,000.00		2,050,000.00	2,050,000.00	-			2,050,000.00	-	657,272.74	333,904.00	676,515.00	1,667,591.74
b. Application of Research and Development Results of Technologies in Industrial Manufacturing, Mineral Processing and Energy	301010002	215,000.00		215,000.00	215,000.00	(209,000.00)			6,000.00	-	5,000.00	-	-	5,000.00
PS		-		-	-	-			-	-	-	-	-	-
MOOE		215,000.00		215,000.00	215,000.00	(209,000.00)			6,000.00	-	5,000.00	-	-	5,000.00
CO		-		-	-	-			-	-	-	-	-	-
c. Evaluation, Coordination and Monitoring of Industrial Programs/Projects and Management Information System	301010003	6,106,000.00		6,106,000.00	6,106,000.00	286,363.00			6,392,363.00	1,345,852.88	1,593,959.53	1,439,289.71	1,990,052.19	6,369,154.31
PS		5,833,000.00		5,833,000.00	5,833,000.00	350,000.00			6,183,000.00	1,319,004.30	1,504,436.42	1,423,495.26	1,936,064.02	6,183,000.00
MOOE		273,000.00		273,000.00	273,000.00	(63,637.00)			209,363.00	26,848.58	89,523.11	15,794.45	53,988.17	186,154.31
CO		-		-	-	-			-	-	-	-	-	-
MFO 2 - Technical Advisory Services	302000000	58,004,000.00		58,004,000.00	56,342,000.00	1,425,451.00			57,767,451.00	13,003,880.23	14,211,515.10	12,905,100.05	17,520,722.37	57,641,217.75
2. Testing and Analysis of Materials/Products, Calibration of Instruments and Apparatus and other Technical Services	302010000	39,400,000.00		39,400,000.00	37,738,000.00	1,203,442.00			38,941,442.00	9,119,724.43	10,191,958.90	8,239,297.74	11,378,336.97	38,929,318.04
PS		29,860,000.00		29,860,000.00	29,860,000.00	1,850,000.00			31,710,000.00	7,331,970.81	7,857,569.15	6,771,885.00	9,748,575.04	31,710,000.00
MOOE		9,540,000.00		9,540,000.00	7,878,000.00	(646,558.00)			7,231,442.00	1,787,753.62	2,334,389.75	1,467,412.74	1,629,761.93	7,219,318.04
CO		-		-	-	-			-	-	-	-	-	-
3. Promotion and Marketing of Industrial Technologies and Services	302020000	18,604,000.00		18,604,000.00	18,604,000.00	222,009.00			18,826,009.00	3,884,155.80	4,019,556.20	4,665,802.31	6,142,385.40	18,711,899.71
PS		16,876,000.00		16,876,000.00	16,876,000.00	950,000.00			17,826,000.00	3,585,339.34	3,931,554.90	4,531,323.24	5,777,782.52	17,826,000.00
MOOE		1,728,000.00		1,728,000.00	1,728,000.00	(727,991.00)			1,000,009.00	298,816.46	88,001.30	134,479.07	364,602.88	885,899.71
CO		-		-	-	-			-	-	-	-	-	-

STATEMENT OF APPROPRIATIONS, ALLOTMENTS, OBLIGATIONS DISBURSEMENTS AND BALANCES
As of the Quarter Ending December 31, 2014

FAR No. 1

Department : Department of Science and Technology
Agency : Industrial Technology Development Institute (ITDI)
OU :
Org. Code : 19005000000

X	Current Year Appropriations
	Supplemental Appropriations
	Continuing Appropriations

Particulars	UACS CODE	Current Year Disbursements					Balances				
		1st Quarter Ending March 31	2nd Quarter Ending June 30	3rd Quarter Ending Sept. 30	4th Quarter Ending Dec. 31	Total	Unreleased Appropriations	Unobligated Allotment	Unpaid Obligations (15-20) = (23+24)		
		16	17	18	19	20=(16+17+18+19)	21=(5-10)	22=(10-15)	23 Due and Demandable	24 Not Yet Due and Demandable	
Agency Specific Budget		38,655,402.52	42,424,535.45	39,005,468.20	60,892,916.02	181,978,320.99	1,662,000.00	19,479,680.81	7,102,178.92	4,908,819.28	
General Administration and Support		7,497,202.77	6,979,277.01	7,328,812.94	11,714,439.77	33,519,732.49	0.00	649,457.36	1,593,095.75	(263,285.60)	
General Administration and Supervision	100010000	7,497,202.77	6,979,277.01	7,328,812.94	11,714,439.77	33,519,732.49	0.00	649,457.36	1,593,095.75	(263,285.60)	
PS		6,256,260.92	6,031,875.82	6,171,136.07	8,838,041.94	27,298,314.75	(933,103.61)	8,103.61	1,245,117.62	17,567.63	
MOOE		1,240,941.85	946,401.19	1,157,676.87	2,876,397.83	6,221,417.74	933,103.61	641,353.75	347,978.13	(280,853.23)	
CO		-	-	-	-	-	-	-	-	-	
Operations		29,447,727.62	33,001,790.56	29,855,955.55	46,816,209.92	139,121,681.65	1,662,000.00	3,642,604.41	3,116,796.91	2,089,917.03	
MFO 1 - Scientific Research and Development	301000000	16,951,441.62	19,556,339.83	17,602,176.99	28,291,477.75	82,401,436.19	1,425,451.00	3,516,371.16	2,601,061.62	1,684,680.03	
1. Scientific Research and Development Services on Application of Technologies in Industrial, biological and Allied Fields	301010000	16,951,441.62	19,556,339.83	17,602,176.99	28,291,477.75	82,401,436.19	1,425,451.00	3,516,371.16	2,601,061.62	1,684,680.03	
PS		14,539,446.88	15,634,208.92	13,430,462.12	20,981,663.35	64,585,781.27	(3,750,000.00)	-	2,170,840.35	44,378.38	
MOOE		2,411,994.74	3,723,999.41	3,990,323.63	6,774,480.98	16,900,798.76	5,175,451.00	3,134,062.90	359,721.27	957,966.07	
CO		-	198,131.50	181,391.24	535,333.42	914,856.16	-	382,308.26	70,500.00	682,335.58	
a. Research and Development of Technologies in Industrial Manufacturing, Mineral Processing and Energy	301010001	15,540,588.74	17,958,130.30	16,343,523.77	26,135,729.53	75,977,972.34	1,502,814.00	3,492,162.47	2,600,261.62	1,734,789.57	
PS		13,220,442.58	14,130,522.50	12,183,881.90	18,871,917.30	58,406,764.28	(3,400,000.00)	-	2,170,840.35	40,395.37	
MOOE		2,320,146.16	3,629,476.30	3,978,250.63	6,728,478.81	16,656,351.90	4,902,814.00	3,109,854.21	358,921.27	1,012,058.62	
CO		-	198,131.50	181,391.24	535,333.42	914,856.16	-	382,308.26	70,500.00	682,335.58	
b. Application of Research and Development Results of Technologies in Industrial Manufacturing, Mineral Processing and Energy	301010002	40,000.00	5,000.00	-	-	45,000.00	209,000.00	1,000.00	-	(40,000.00)	
PS		-	-	-	-	-	-	-	-	-	
MOOE		40,000.00	5,000.00	-	-	45,000.00	209,000.00	1,000.00	-	(40,000.00)	
CO		-	-	-	-	-	-	-	-	-	
c. Evaluation, Coordination and Monitoring of Industrial Programs/Projects and Management Information System	301010003	1,370,852.88	1,599,209.53	1,258,653.22	2,155,748.22	6,378,463.85	(286,363.00)	23,208.69	800.00	(10,109.54)	
PS		1,319,004.30	1,503,686.42	1,246,580.22	2,109,746.05	6,179,016.99	(350,000.00)	-	-	3,983.01	
MOOE		51,848.58	89,523.11	12,073.00	46,002.17	199,446.86	63,637.00	23,208.69	800.00	(14,092.55)	
CO		-	-	-	-	-	-	-	-	-	
MFO 2 - Technical Advisory Services	302000000	12,496,286.00	13,445,450.73	12,253,776.56	18,524,732.17	56,720,245.46	236,549.00	126,233.25	515,735.29	405,237.00	
2. Testing and Analysis of Materials/Products, Calibration of Instruments and Apparatus and other Technical Services	302010000	8,770,335.74	9,297,648.99	8,785,103.34	11,540,525.86	38,399,613.93	458,558.00	12,123.96	317,887.41	217,816.70	
PS		7,325,349.78	7,857,569.15	6,617,827.74	9,904,384.75	31,705,131.42	(1,850,000.00)	-	-	4,868.58	
MOOE		1,444,985.96	1,440,079.84	2,167,275.60	1,636,141.11	6,688,482.51	2,308,558.00	12,123.96	317,887.41	212,948.12	
CO		-	-	-	-	-	-	-	-	-	
3. Promotion and Marketing of Industrial Technologies and Services	302020000	3,725,950.26	4,147,801.74	3,468,673.22	6,984,206.31	18,326,631.53	(222,009.00)	114,109.29	197,847.88	187,420.30	
PS		3,585,339.34	3,931,554.90	3,303,204.15	6,745,594.07	17,565,692.46	(950,000.00)	-	156,920.91	103,386.63	
MOOE		140,610.92	216,246.84	165,469.07	238,612.24	760,939.07	727,991.00	114,109.29	40,926.97	84,033.67	
CO		-	-	-	-	-	-	-	-	-	

STATEMENT OF APPROPRIATIONS, ALLOTMENTS, OBLIGATIONS DISBURSEMENTS AND BALANCES
As of the Quarter Ending December 31, 2014

FAR No. 1

Department : Department of Science and Technology
Agency : Industrial Technology Development Institute (ITDI)
OU :
Org. Code : 19005000000

X	Current Year Appropriations
	Supplemental Appropriations
	Continuing Appropriations

Particulars	UACS CODE	Appropriations			Allotments					Current Year Obligations				
		Authorize Appropriation	Adjustments (Transfer To)(From, Realignment)	Adjusted Appropriations	Allotments Received	Adjustments (Withdrawal, Realignment)	Transfer To	Transfer From	Adjusted Total Allotments	1st Quarter Ending March 31	2nd Quarter Ending June 30	3rd Quarter Ending Sept. 30	4th Quarter Ending Dec. 31	Total
1	2	3	4	5=3+4	6	7	8	9	10=[6+(-)7-8+9]	11	12	13	14	15=(11+12+13+14)
Locally-Funded Project(s)		29,999,000.00		29,999,000.00	29,999,000.00				29,999,000.00	3,025,428.49	3,941,862.44	4,021,776.53	3,822,313.50	14,811,380.96
a. Development of Transport Packaging Technology for Fresh Fruits and Vegetables	413010001	3,127,000.00		3,127,000.00	3,127,000.00				3,127,000.00	457,213.40	855,823.64	309,184.70	52,408.27	1,674,630.01
PS														
MOOE		3,127,000.00		3,127,000.00	3,127,000.00				3,127,000.00	457,213.40	855,823.64	309,184.70	52,408.27	1,674,630.01
CO														
b. Application of Modified Atmosphere Packaging (MAP) Technology to enhance/improve the Shelf Life and Quality of Fresh Cut and Semi-Processed Fruits and Vegetables	413010002	2,497,000.00		2,497,000.00	2,497,000.00				2,497,000.00	598,061.19	300,650.07	394,785.47	187,853.18	1,481,349.91
PS														
MOOE		2,497,000.00		2,497,000.00	2,497,000.00				2,497,000.00	598,061.19	300,650.07	394,785.47	187,853.18	1,481,349.91
CO														
c. Toxic Migrants in Packaged Foods and Beverages: Addressing the Safety Issues of Packaging-Related Contaminants in Foods-Phase II	413010003	2,908,000.00		2,908,000.00	2,908,000.00				2,908,000.00	334,359.39	853,522.06	159,535.09	(8,617.18)	1,338,799.36
PS														
MOOE		2,908,000.00		2,908,000.00	2,908,000.00				2,908,000.00	334,359.39	853,522.06	159,535.09	(8,617.18)	1,338,799.36
CO														
d. Inter-Laboratory Comparisons of Additives and Contaminants	413010004	5,125,000.00		5,125,000.00	5,125,000.00				5,125,000.00	934,889.45	917,947.90	468,751.62	1,040,030.10	3,361,619.07
PS														
MOOE		5,125,000.00		5,125,000.00	5,125,000.00				5,125,000.00	934,889.45	917,947.90	468,751.62	1,040,030.10	3,361,619.07
CO														
e. Production of Secondary Certified Reference Materials and Provision of Proficiency Testing of Metals (Elemental Standard Solutions) in water	413010005	3,942,000.00		3,942,000.00	3,942,000.00				3,942,000.00	700,905.06	1,013,918.77	963,529.65	695,697.27	3,374,050.75
PS														
MOOE		3,572,000.00		3,572,000.00	3,572,000.00				3,572,000.00	633,605.06	1,014,726.37	962,722.05	695,697.27	3,306,750.75
CO		370,000.00		370,000.00	370,000.00				370,000.00	67,300.00	(807.60)	807.60		67,300.00
f. Repair and Renovation of the Chemicals and Energy Division Building and Laboratory	401050001	1,400,000.00		1,400,000.00	1,400,000.00				1,400,000.00				1,246,889.41	1,246,889.41
PS														
MOOE														
CO		1,400,000.00		1,400,000.00	1,400,000.00				1,400,000.00				1,246,889.41	1,246,889.41
g. Repair/Renovation of the Food Processing Plant and Laboratories	401050002	1,500,000.00		1,500,000.00	1,500,000.00				1,500,000.00			1,335,995.00		1,335,995.00
PS														
MOOE														
CO		1,500,000.00		1,500,000.00	1,500,000.00				1,500,000.00			1,335,995.00		1,335,995.00
h. Repair/Renovation and Maintenance of ITDI Building and Facilities	401050003	4,500,000.00		4,500,000.00	4,500,000.00				4,500,000.00					
PS														
MOOE														
CO		4,500,000.00		4,500,000.00	4,500,000.00				4,500,000.00					

STATEMENT OF APPROPRIATIONS, ALLOTMENTS, OBLIGATIONS DISBURSEMENTS AND BALANCES
As of the Quarter Ending December 31, 2014

Department : Department of Science and Technology
Agency : Industrial Technology Development Institute (ITDI)
OU :
Org. Code : 19005000000

X	Current Year Appropriations
	Supplemental Appropriations
	Continuing Appropriations

Particulars	UACS CODE	Current-Year Disbursements					Balances				
		1st Quarter Ending March 31	2nd Quarter Ending June 30	3rd Quarter Ending Sept. 30	4th Quarter Ending Dec. 31	Total	Unreleased Appropriations	Unobligated Allotment	Unpaid Obligations (15-20) = (23+24)		
		16	17	18	19	20=(16+17+18+19)	21=(5-10)	22=(10-15)	Due and Demandable	Not Yet Due and Demandable	
Locally-Funded Project(s)		1,710,470.93	2,643,467.88	2,620,701.71	2,362,266.33	9,336,906.85	-	15,187,619.04	2,392,286.26	3,082,187.85	
a. Development of Transport Packaging Technology for Fresh Fruits and Vegetables	413010001	400,612.18	447,318.74	500,548.07	126,035.02	1,474,514.01	-	1,452,369.99	-	200,116.00	
PS		400,612.18	447,318.74	500,548.07	126,035.02	1,474,514.01	-	1,452,369.99	-	200,116.00	
MOOE		-	-	-	-	-	-	-	-	-	
CO		-	-	-	-	-	-	-	-	-	
b. Application of Modified Atmosphere Packaging (MAP) Technology to enhance/improve the Shelf Life and Quality of Fresh Cut and Semi-Processed Fruits and Vegetables	413010002	362,665.10	412,445.92	259,678.00	538,482.51	1,573,271.53	-	1,015,650.09	1,195.04	(93,116.66)	
PS		362,665.10	412,445.92	259,678.00	538,482.51	1,573,271.53	-	1,015,650.09	1,195.04	(93,116.66)	
MOOE		-	-	-	-	-	-	-	-	-	
CO		-	-	-	-	-	-	-	-	-	
c. Toxic Migrants in Packaged Foods and Beverages: Addressing the Safety Issues of Packaging-Related Contaminants in Foods-Phase II	413010003	246,329.55	507,253.04	307,528.07	132,770.72	1,193,881.38	-	1,569,200.64	-	144,917.98	
PS		246,329.55	507,253.04	307,528.07	132,770.72	1,193,881.38	-	1,569,200.64	-	144,917.98	
MOOE		-	-	-	-	-	-	-	-	-	
CO		-	-	-	-	-	-	-	-	-	
d. Inter-Laboratory Comparisons of Additives and Contaminants	413010004	279,668.70	706,687.10	520,032.00	1,011,862.74	2,518,250.54	-	1,763,380.93	411,872.41	431,496.12	
PS		279,668.70	706,687.10	520,032.00	1,011,862.74	2,518,250.54	-	1,763,380.93	411,872.41	431,496.12	
MOOE		-	-	-	-	-	-	-	-	-	
CO		-	-	-	-	-	-	-	-	-	
e. Production of Secondary Certified Reference Materials and Provision of Proficiency Testing of Metals (Elemental Standard Solutions) in water	413010005	421,195.40	569,763.08	1,032,915.57	553,115.34	2,576,989.39	-	567,949.25	206,945.80	590,115.56	
PS		421,195.40	569,763.08	1,032,915.57	553,115.34	2,510,496.99	-	265,249.25	206,945.80	589,307.96	
MOOE		-	66,492.40	-	-	66,492.40	-	302,700.00	-	807.60	
CO		-	-	-	-	-	-	-	-	-	
f. Repair and Renovation of the Chemicals and Energy Division Building and Laboratory	401050001	-	-	-	-	-	-	153,110.59	-	1,246,889.41	
PS		-	-	-	-	-	-	-	-	-	
MOOE		-	-	-	-	-	-	-	-	-	
CO		-	-	-	-	-	-	153,110.59	-	1,246,889.41	
g. Repair/Renovation of the Food Processing Plant and Laboratories	401050002	-	-	-	-	-	-	164,005.00	774,724.46	561,270.54	
PS		-	-	-	-	-	-	-	-	-	
MOOE		-	-	-	-	-	-	-	-	-	
CO		-	-	-	-	-	-	164,005.00	774,724.46	561,270.54	
h. Repair/Renovation and Maintenance of ITDI Building and Facilities	401050003	-	-	-	-	-	-	4,500,000.00	-	-	
PS		-	-	-	-	-	-	-	-	-	
MOOE		-	-	-	-	-	-	-	-	-	
CO		-	-	-	-	-	-	4,500,000.00	-	-	

STATEMENT OF APPROPRIATIONS, ALLOTMENTS, OBLIGATIONS DISBURSEMENTS AND BALANCES
As of the Quarter Ending December 31, 2014

FAR No. 1

Department : Department of Science and Technology
Agency : Industrial Technology Development Institute (ITDI)
OU :
Org. Code : 19005000000

X	Current Year Appropriations
	Supplemental Appropriations
	Continuing Appropriations

Particulars	UACS CODE	Current Year Disbursements					Total	Unreleased Appropriations	Unobligated Allotment	Unpaid Obligations	
		1st Quarter Ending March 31	2nd Quarter Ending June 30	3rd Quarter Ending Sept. 30	4th Quarter Ending Dec. 31	(15-20) = (23+24)					
		16	17	18	19	20=(16+17+18+19)				21=(5-10)	22=(10-15)
i. Repair/Renovation of the Materials Science Building for Upgrading and Establishment of Specialized Laboratories	401050004							4,000,000.00			
PS											
MOOE											
CO								4,000,000.00			
j. Renovation of the Packaging Technology Division Building (PTD)	401050005									399,501.10	498.90
PS											
MOOE											
CO										399,501.10	498.90
k. Renovation of/Upgrading of the Laboratories of Standards and Testing Division	401050006								1,952.55		598,047.45
PS											
MOOE											
CO									1,952.55		598,047.45
Subtotal, Agency Specific Budget		38,655,401.32	42,624,535.45	39,805,468.20	60,892,916.02	181,978,320.99		1,662,000.00	19,479,680.81	7,102,178.92	4,908,819.28
PS		31,706,396.92	33,456,208.79	29,522,630.08	46,469,684.11	141,154,919.90		(7,483,103.61)	8,103.61	3,572,878.88	170,201.22
MOOE		6,949,004.40	8,903,702.76	10,101,446.88	13,887,898.49	39,842,052.53		9,145,103.61	9,967,500.80	1,686,527.03	2,246,816.03
CO			264,623.90	181,391.24	535,333.42	981,348.56			9,504,076.40	1,842,773.01	2,491,802.03
II. Automatic Appropriations		2,908,341.46	2,869,479.46	2,848,194.25	2,975,431.57	11,601,446.74					7,583.00
PS (RLIP)		2,908,341.46	2,869,479.46	2,848,194.25	2,975,431.57	11,601,446.74			427,970.26		7,583.00
MOOE											
CO											
Subtotal, Automatic Appropriations		2,908,341.46	2,869,479.46	2,848,194.25	2,975,431.57	11,601,446.74			427,970.26		7,583.00
PS (RLIP)		2,908,341.46	2,869,479.46	2,848,194.25	2,975,431.57	11,601,446.74			427,970.26		7,583.00
MOOE											
CO											
III. Special Purpose Funds		4,854,955.72	21,685,336.39	14,968,103.26	12,138,532.61	53,646,927.98					38,850.58
Miscellaneous Personnel Benefits Fund (MPBF)	101406	4,519,583.50	15,445,136.15	10,075,806.67	6,678,846.45	36,719,372.77			135,000.00	689,045.38	18,937.85
PS		4,519,583.50	15,445,136.15	10,075,806.67	6,678,846.45	36,719,372.77			135,000.00	689,045.38	18,937.85
Pension and Gratuity Fund (PGF)	101407	335,372.22	6,240,200.24	4,892,296.59	5,459,686.16	16,927,555.21			7.06		19,912.73
PS		335,372.22	6,240,200.24	4,892,296.59	5,459,686.16	16,927,555.21			7.06		19,912.73
Subtotal, Special Purpose Funds		4,854,955.72	21,685,336.39	14,968,103.26	12,138,532.61	53,646,927.98			135,007.06	689,045.38	38,850.58
PS		4,854,955.72	21,685,336.39	14,968,103.26	12,138,532.61	53,646,927.98			135,007.06	689,045.38	38,850.58
IV. Other Funds		46,419,698.50	62,119,351.90	57,821,765.71	76,806,880.20	247,228,695.71					216,634.80
PS		39,469,694.10	58,011,024.64	47,338,927.59	61,583,648.29	206,403,294.62		(7,483,103.61)	571,080.93	4,261,924.26	2,246,816.03
MOOE		6,949,004.40	8,903,702.76	10,101,446.88	13,887,898.49	39,842,052.53		9,145,103.61	9,967,500.80	1,686,527.03	2,246,816.03
CO			264,623.90	181,391.24	535,333.42	981,348.56			9,504,076.40	1,842,773.01	2,491,802.03

STATEMENT OF APPROPRIATIONS, ALLOTMENTS, OBLIGATIONS DISBURSEMENTS AND BALANCES
As of the Quarter Ending December 31, 2014

Department : Department of Science and Technology
Agency : Industrial Technology Development Institute (ITDI)
OU :
Org. Code : 190050000000


X	Current Year Appropriations
	Supplemental Appropriations
	Continuing Appropriations

Particulars	UACS CODE	Appropriations			Allotments					Current Year Obligations				
		Authorize Appropriation	Adjustments (Transfer To)(From, Realignment)	Adjusted Appropriations	Allotments Received	Adjustments (Withdrawal, Realignment)	Transfer To	Transfer From	Adjusted Total Allotments	1st Quarter Ending March 31	2nd Quarter Ending June 30	3rd Quarter Ending Sept. 30	4th Quarter Ending Dec. 31	Total
1	2	3	4	5=3+4	6	7	8	9	10=[(6+(-)7)-8+9]	11	12	13	14	15=(11+12+13+14)
Recapitulation by MFO:		149,633,000.00	-	149,633,000.00	147,971,000.00	-	-	-	147,971,000.00	30,876,705.18	35,477,956.23	31,578,135.82	46,395,598.36	144,328,395.59
MFO 1 - Scientific Research and Development	301000000	91,629,000.00	-	91,629,000.00	91,629,000.00	(1,425,451.00)	-	-	90,203,549.00	17,872,824.95	21,266,441.13	18,673,035.77	28,874,875.99	86,687,177.84
MFO 2 - Technical Advisory Services	302000000	58,004,000.00	-	58,004,000.00	56,342,000.00	1,425,451.00	-	-	57,767,451.00	13,003,880.23	14,211,515.10	12,905,100.05	17,520,722.37	57,641,217.75
KRA No. 3 - Rapid, Inclusive and Sustained Economic Growth		149,633,000.00	-	149,633,000.00	147,971,000.00	-	-	-	147,971,000.00	30,876,705.18	35,477,956.23	31,578,135.82	46,395,598.36	144,328,395.59
1. Scientific Research and Development Services on Application of Technologies in Industrial, biological and Allied Fields	301010000	91,629,000.00	-	91,629,000.00	91,629,000.00	(1,425,451.00)	-	-	90,203,549.00	17,872,824.95	21,266,441.13	18,673,035.77	28,874,875.99	86,687,177.84
2. Testing and Analysis of Materials/Products, Calibration of Instruments and Apparatus and other Technical Services	302010000	39,400,000.00	-	39,400,000.00	37,738,000.00	1,203,442.00	-	-	38,941,442.00	9,119,724.43	10,191,958.90	8,239,297.74	11,378,336.97	38,929,318.04
3. Promotion and Marketing of Industrial Technologies and Services	302020000	18,604,000.00	-	18,604,000.00	18,604,000.00	222,009.00	-	-	18,826,009.00	3,884,155.80	4,019,556.20	4,665,802.31	6,142,385.40	18,711,899.71


Certified Correct:


ERIC M. CHURION
Budget Officer
Date:


Certified Correct:


SOLEDAD S. REYES
Accountant IV
Date:

Recommending Approval:


DR. JANET F. QUIZON
Chief, FMD
Date:

Approved By:


MARIA PATRICIA V. AZANZA, PH.D.
Office of the Director
Date:

STATEMENT OF APPROPRIATIONS, ALLOTMENTS, OBLIGATIONS DISBURSEMENTS AND BALANCES
As of the Quarter Ending December 31, 2014

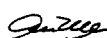
FAR No. 1

Department : Department of Science and Technology
Agency : Industrial Technology Development Institute (ITDI)
OU :
Org. Code : 190050000000


X	Current Year Appropriations
	Supplemental Appropriations
	Continuing Appropriations

Particulars	UACS CODE	Current Year Disbursements					Total	Unreleased Appropriations	Unobligated Allotment	Balances	
		1st Quarter Ending March 31	2nd Quarter Ending June 30	3rd Quarter Ending Sept. 30	4th Quarter Ending Dec. 31	Unpaid Obligations (15-20) = (23+24)					
		16	17	18	19	20=(16+17+18+19)				21=(5-10)	22=(10-15)
1	2	16	17	18	19	20=(16+17+18+19)	21=(5-10)	22=(10-15)	23	24	
Recapitulation by MFO:		29,447,727.62	33,001,790.56	29,855,953.55	46,816,209.92	139,121,681.65	1,662,000.00	3,642,604.41	3,116,796.91	2,089,917.03	
MFO 1 - Scientific Research and Development	301000000	16,951,441.62	19,556,339.83	17,602,176.99	28,291,477.75	82,401,436.19	1,425,451.00	3,516,371.16	2,601,061.62	1,684,680.03	
MFO 2 - Technical Advisory Services	302000000	12,496,286.00	13,445,450.73	12,253,776.56	18,524,732.17	56,720,245.46	236,549.00	126,233.25	515,735.29	405,237.00	
KRA No. 3 - Rapid, Inclusive and Sustained Economic Growth		29,447,727.62	33,001,790.56	29,855,953.55	46,816,209.92	139,121,681.65	1,662,000.00	3,642,604.41	5,206,713.94	27,785,727.62	
1. Scientific Research and Development Services on Application of Technologies in Industrial, biological and Allied Fields	301010000	16,951,441.62	19,556,339.83	17,602,176.99	28,291,477.75	82,401,436.19	1,425,451.00	3,516,371.16	2,601,061.62	1,684,680.03	
2. Testing and Analysis of Materials/Products, Calibration of Instruments and Apparatus and other Technical Services	302010000	8,770,335.74	9,297,648.99	8,785,103.34	11,540,525.86	38,393,613.93	458,558.00	12,123.96	317,887.41	217,816.70	
3. Promotion and Marketing of Industrial Technologies and Services	302020000	3,725,950.26	4,147,801.74	3,468,673.22	6,984,206.31	18,326,631.53	(222,009.00)	114,109.29	197,847.88	187,420.30	


Certified Correct:


ERIC M. CHARLTON
Budget Officer
Date:


Certified Correct:


SOLEDAD S. REYES
Accountant IV
Date:

Recommending Approval:


DR. JANET F. QUIZON
Chief, FMD
Date:

Approved by:


MARIA PATRICIA V. AZANZA, PH.D.
Office of the Director
Date: