

FY 2017 FINANCIAL PLAN
(In Thousand Pesos)

Department: Department of Science and Technology (DOST)

Agency: Industrial Technology Development Institute

Operating Unit: N/A

Organization Code (UACS): 190050000000

Particulars	UACS CODE	Current Year's Obligation			Budget Year Obligation Program										
		Actual Jan.1- Sept.30	Estimate Oct.1- Dec.31	Total	Total	COMPREHENSIVE RELEASE					FOR LATER RELEASE(Negative List)				
						Q1	Q2	Q3	Q4	Sub Total	Q1	Q2	Q3	Q4	Sub Total
1	2	3	4	5= 3+4	6= 11+16	7	8	9	10	11= 7+8+9+10	12	13	14	15	16= 12+13+ 14+15
Part A		192,104	71,862	263,966	763,245	192,949	224,811	187,303	154,482	759,545	1,000	1,000	1,000	700	3,700
Specific Budgets of National Government Agencies	101101	181,415	69,692	251,107	749,349	189,477	221,339	183,830	151,003	745,649	1,000	1,000	1,000	700	3,700
General Administration and Support	0000010000000000	66,960	22,424	89,384	90,264	22,420	24,800	20,987	22,057	90,264					
General Administrative and Support Services	1030010001000000	66,398	21,813	88,211	87,908	22,420	24,269	19,947	21,272	87,908					
PS		55,214	19,834	75,048	75,941	18,324	19,646	18,324	19,647	75,941					
MOOE		7,184	1,904	9,088	8,967	4,096	1,623	1,623	1,625	8,967					
CO		4,000	75	4,075	3,000		3,000			3,000					
Administration of Personnel Benefits	1030010002000000	562	611	1,173	2,356		531	1,040	785	2,356					
PS		562	611	1,173	2,356		531	1,040	785	2,356					
Operations	0000030000000000	108,289	37,559	145,848	171,767	42,057	45,309	35,377	45,324	168,067	1,000	1,000	1,000	700	3,700
MFO 1: SCIENTIFIC RESEARCH AND DEVELOPMENT	0000030100000000	64,219	24,349	88,568	105,596	27,139	27,990	22,472	27,995	105,596					
Scientific Research and Development Services on Application of Technologies in Industrial, Biological and Allied Fields	0000030101000000	64,219	24,349	88,568	105,596	27,139	27,990	22,472	27,995	105,596					


Particulars	UACS CODE	Current Year's Obligation			Budget Year Obligation Program										
		Actual Jan.1- Sept.30	Estimate Oct.1- Dec.31	Total	Total	COMPREHENSIVE RELEASE					FOR LATER RELEASE(Negative List)				
						Q1	Q2	Q3	Q4	Sub Total	Q1	Q2	Q3	Q4	Sub Total
1	2	3	4	5= 3+4	6= 11+16	7	8	9	10	11= 7+8+9+10	12	13	14	15	16= 12+13+ 14+15
Research and Development of Technologies in Industrial Manufacturing , Mineral Processing and Energy	168003010100001	59,936	22,157	82,093	98,720	25,680	26,012	21,013	26,015	98,720					
PS		41,832	13,789	55,621	60,802	12,701	17,700	12,701	17,700	60,802					
MOOE		18,104	8,368	26,472	37,918	12,979	8,312	8,312	8,315	37,918					
Application of Research and Development Results of Technologies in Industrial Manufacturing, Mineral Processing and Energy	168003010100002	12	207	219	216	54	54	54	54	216					
MOOE		12	207	219	216	54	54	54	54	216					
Evaluation, Coordination and Monitoring of Industrial Programs/Projects and Management Information System	168003010100003	4,271	1,985	6,256	6,660	1,405	1,924	1,405	1,926	6,660					
PS		4,243	1,737	5,980	6,388	1,337	1,856	1,337	1,858	6,388					
MOOE		28	248	276	272	68	68	68	68	272					
MFO 2: TECHNICAL ADVISORY SERVICES	000003020000000	44,070	13,210	57,280	66,171	14,918	17,319	12,905	17,329	62,471	1,000	1,000	1,000	700	3,700
Testing and Analysis of Materials/Products, Calibration of Instruments and Apparatus and other Technical Services	167003020100000	31,250	7,196	38,446	47,129	10,736	11,891	8,906	11,896	43,429	1,000	1,000	1,000	700	3,700
PS		24,957	5,264	30,221	36,156	7,546	10,531	7,546	10,533	36,156					
MOOE		6,293	1,932	8,225	10,973	3,190	1,360	1,360	1,363	7,273	1,000	1,000	1,000	700	3,700
Promotion and Marketing of Industrial Technologies and Services	167003020200000	12,820	6,014	18,834	19,042	4,182	5,428	3,999	5,433	19,042					
PS		11,968	5,109	17,077	17,308	3,612	5,041	3,612	5,043	17,308					

Particulars	UACS CODE	Current Year's Obligation			Budget Year Obligation Program										
		Actual Jan.1- Sept.30	Estimate Oct.1- Dec.31	Total	Total	COMPREHENSIVE RELEASE					FOR LATER RELEASE(Negative List)				
						Q1	Q2	Q3	Q4	Sub Total	Q1	Q2	Q3	Q4	Sub Total
1	2	3	4	5= 3+4	6= 11+16	7	8	9	10	11= 7+8+9+10	12	13	14	15	16= 12+13+ 14+15
MOOE		852	905	1,757	1,734	570	387	387	390	1,734					
Locally-Funded Projects	000004000000000	6,166	9,709	15,875	487,318	125,000	151,230	127,466	83,622	487,318					
Buildings and Other Structures	000004010000000	5,996	2,004	8,000	40,000	15,000	20,000	5,000		40,000					
Government Buildings	000004010500000	5,996	2,004	8,000	40,000	15,000	20,000	5,000		40,000					
Repair/Renovation and Maintenance of ITDI Buildings and Facilities	167004010500003	5,996	2,004	8,000	40,000	15,000	20,000	5,000		40,000					
CO		5,996	2,004	8,000	40,000	15,000	20,000	5,000		40,000					
Economic Development	000004070000000	170	7,705	7,875	447,318	110,000	131,230	122,466	83,622	447,318					
Trade and Industry	000004070500000	170	7,705	7,875	447,318	110,000	131,230	122,466	83,622	447,318					
Enhancing the Competence and Capability of the National Metrology Laboratories of the Philippines	167004070500001				395,362	75,000	118,370	118,370	83,622	395,362					
MOOE					195,866	35,000	53,622	53,622	53,622	195,866					
CO					199,496	40,000	64,748	64,748	30,000	199,496					
Modular Multi-Industry Innovation Center	167004070500002	170	7,705	7,875	51,956	35,000	12,860	4,096		51,956					
MOOE					29,096	20,000	5,000	4,096		29,096					
CO		170	7,705	7,875	22,860	15,000	7,860			22,860					
Research and Development	000004130000000														
Information and Communication Technology	000004130600000														
Development of ITDI Service System	103004130600001														
CO															
Retirement and Life Insurance Premiums	104102	10,689	2,170	12,859	13,896	3,472	3,472	3,473	3,479	13,896					


Particulars	UACS CODE	Current Year's Obligation			Budget Year Obligation Program										
		Actual Jan.1- Sept.30	Estimate Oct.1- Dec.31	Total	Total	COMPREHENSIVE RELEASE					FOR LATER RELEASE(Negative List)				
						Q1	Q2	Q3	Q4	Sub Total	Q1	Q2	Q3	Q4	Sub Total
1	2	3	4	5= 3+4	6= 11+16	7	8	9	10	11= 7+8+9+10	12	13	14	15	16= 12+13+ 14+15
General Administration and Support	000001000000000	1,391	876	2,267	1,602	400	400	401	401	1,602					
General Administrative and Support Services	103001000100000	1,391	876	2,267	1,602	400	400	401	401	1,602					
PS		1,391	876	2,267	1,602	400	400	401	401	1,602					
Operations	000003000000000	9,298	1,294	10,592	12,294	3,072	3,072	3,072	3,078	12,294					
MFO 1: SCIENTIFIC RESEARCH AND DEVELOPMENT	000003010000000	5,136	832	5,968	6,823	1,705	1,705	1,705	1,708	6,823					
Scientific Research and Development Services on Application of Technologies in Industrial, Biological and Allied Fields	000003010100000	5,136	832	5,968	6,823	1,705	1,705	1,705	1,708	6,823					
Research and Development of Technologies in Industrial Manufacturing , Mineral Processing and Energy	168003010100001	4,666	727	5,393	6,176	1,544	1,544	1,544	1,544	6,176					
PS		4,666	727	5,393	6,176	1,544	1,544	1,544	1,544	6,176					
Evaluation, Coordination and Monitoring of Industrial Programs/Projects and Management Information System	168003010100003	470	105	575	647	161	161	161	164	647					
PS		470	105	575	647	161	161	161	164	647					
MFO 2: TECHNICAL ADVISORY SERVICES	000003020000000	4,162	462	4,624	5,471	1,367	1,367	1,367	1,370	5,471					
Testing and Analysis of Materials/Products, Calibration of Instruments and Apparatus and other Technical Services	167003020100000	2,816	152	2,968	3,715	928	928	928	931	3,715					
PS		2,816	152	2,968	3,715	928	928	928	931	3,715					

Particulars	UACS CODE	Current Year's Obligation			Budget Year Obligation Program										
		Actual Jan.1- Sept.30	Estimate Oct.1- Dec.31	Total	Total	COMPREHENSIVE RELEASE					FOR LATER RELEASE(Negative List)				
						Q1	Q2	Q3	Q4	Sub Total	Q1	Q2	Q3	Q4	Sub Total
1	2	3	4	5= 3+4	6= 11+16	7	8	9	10	11= 7+8+9+10	12	13	14	15	16= 12+13+ 14+15
Promotion and Marketing of Industrial Technologies and Services	167003020200000	1,346	310	1,656	1,756	439	439	439	439	1,756					
PS		1,346	310	1,656	1,756	439	439	439	439	1,756					
Recapitulation by MFO:		117,587	38,853	156,440	184,061	45,129	48,381	38,449	48,402	180,361	1,000	1,000	1,000	700	3,700
MFO 1: SCIENTIFIC RESEARCH AND DEVELOPMENT	000003010000000	69,355	25,181	94,536	112,419	28,844	29,695	24,177	29,703	112,419					
MFO 2: TECHNICAL ADVISORY SERVICES	000003020000000	48,232	13,672	61,904	71,642	16,285	18,686	14,272	18,699	67,942	1,000	1,000	1,000	700	3,700


Prepared By:


 quizon/janet
 Financial Services Head / Budget Officer
 Date: 14/Nov/2016

In coordination with:


 reyes, soledad
 Accountant IV
 Date: 14/Nov/2016

Approved By:


 Azanza/ Maria Patricia
 Agency Head / Department Secretary
 Date: 14/Nov/2016